

Filing + Storage

Effective July 15, 2024 USA
Revised September 1, 2024



PRICE LIST
filing + storage



think global

THE GLOBAL EDGE

ERGONOMICS IN THE OFFICE

- One stop shopping for a full range of office furniture.
- Seating, desks, tables, files, modular furniture, panels and accessories.
- Ergonomics, competitive pricing and built-in value.

STRENGTH AND STABILITY

- Established in 1966.
- One of North America's largest office furniture manufacturers.
- Manufacturing and showrooms worldwide.

QUICK SHIP - INSTOCK

- Hundreds of products in stock for immediate delivery.

STRONG LOCAL REPRESENTATION

- Service and expert advice where you are, when you need it!

MANUFACTURING CAPABILITY

- Vertical integration ensures "start to finish" control.
- Ongoing research and investment in new, innovative production technology.

QUALITY ASSURANCE

- Quality Assurance Program is qualified by C.G.S.B. ISO9001 standards.
- On-site furniture testing facility.
- Product and components are tested to ANSI/BIFMA standards.

ENVIRONMENTAL COMMITMENT

- Continuous development of "earth friendly" programs.
- One of the first molded foam manufacturers to create ozone-friendly, CFC and HFC-free processes.
- Seat and back pans are made from recyclable plastics and wood waste, enabling little waste and cost effective products.

SYMBOL IDENTIFICATION



Global's Certified Products are in compliance with the stringent emission guidelines set by the GREENGUARD Environmental Institute and include all Upholstered Seating. To obtain a GREENGUARD Certificate for any product, please go to the product page on our website www.globalfurnituregroup.com and click on "View GREENGUARD Certificate".



level™ certification, based on the ANSI/BIFMA e3-2012 furniture sustainability standard, sets furniture manufacturers on a path toward greater sustainability over time. Based on environmental and social criteria set forth in the standard, a product's entire supply chain is assessed.

Certification assessment includes an evaluation of specific corporate policies and guidelines and an assessment of associated company manufacturing facilities. Products must meet quantifiable milestones of environmental and social performance at every step of development.

The quantitative assessment addresses four categories: material use, energy and atmosphere impacts, human and ecosystem health and social responsibility.

Manufacturers earn points in each of the four categories. The level™ brand and its numeric rating of 1, 2 or 3 indicate what threshold of certification a product has achieved. level™ 3 is the highest rating.



TABLE OF CONTENTS

| FILING + STORAGE | REFERENCE |
|--------------------------------|---|
| 1900 Pedestals.....10 | Key List Form3 |
| 1900 Lateral Files.....18 | Special Color Request Form82 |
| 1900 Towers.....56 | Terms + Conditions84 |
| 9300 Bookshelves67 | Textiles + Finishes78 |
| 9300 Lateral Files.....22 | Warranty86 |
| 9300 Pedestals.....12 | |
| 9300 Storage.....61 | |
| 9300 Towers.....58 | |
| File Buddy.....35 | |
| Lateral File Tops.....33 | |
| Prime Lateral Files.....29 | |
| Prime Lockers.....36 | |
| Prime Pedestals.....16 | |
| Prime Personal Towers.....59 | |
| Prime Storage Cabinets65 | |
| Vertical Files.....68 | |



Global Key List Form

Applicable on all Metal Filing and Storage Products (401-550)

Order#: _____ Date: _____ PO#: _____

Internal Truck#: _____

| KEY# | SETS REQUIRED | KEY# | SETS REQUIRED | KEY# | SETS REQUIRED | KEY# | SETS REQUIRED | KEY# | SETS REQUIRED |
|----------|------------------|-----------|------------------|-----------|------------------|-----------|------------------|-----------|------------------|
| 401 | | 431 | | 461 | | 491 | | 521 | |
| 402 | | 432 | | 462 | | 492 | | 522 | |
| 403 | | 433 | | 463 | | 493 | | 523 | |
| 404 | | 434 | | 464 | | 494 | | 524 | |
| 405 | | 435 | | 465 | | 495 | | 525 | |
| 406 | | 436 | | 466 | | 496 | | 526 | |
| 407 | | 437 | | 467 | | 497 | | 527 | |
| 408 | | 438 | | 468 | | 498 | | 528 | |
| 409 | | 439 | | 469 | | 499 | | 529 | |
| 410 | | 440 | | 470 | | 500 | | 530 | |
| 411 | | 441 | | 471 | | 501 | | 531 | |
| 412 | | 442 | | 472 | | 502 | | 532 | |
| 413 | | 443 | | 473 | | 503 | | 533 | |
| 414 | | 444 | | 474 | | 504 | | 534 | |
| 415 | | 445 | | 475 | | 505 | | 535 | |
| 416 | | 446 | | 476 | | 506 | | 536 | |
| 417 | | 447 | | 477 | | 507 | | 537 | |
| 418 | | 448 | | 478 | | 508 | | 538 | |
| 419 | | 449 | | 479 | | 509 | | 539 | |
| 420 | | 450 | | 480 | | 510 | | 540 | |
| 421 | | 451 | | 481 | | 511 | | 541 | |
| 422 | | 452 | | 482 | | 512 | | 542 | |
| 423 | | 453 | | 483 | | 513 | | 543 | |
| 424 | | 454 | | 484 | | 514 | | 544 | |
| 425 | | 455 | | 485 | | 515 | | 545 | |
| 426 | | 456 | | 486 | | 516 | | 546 | |
| 427 | | 457 | | 487 | | 517 | | 547 | |
| 428 | | 458 | | 488 | | 518 | | 548 | |
| 429 | | 459 | | 489 | | 519 | | 549 | |
| 430 | | 460 | | 490 | | 520 | | 550 | |
| 401-430= | | 431-460 = | | 461-490 = | | 491-520 = | | 521-550 = | |
| | | | | | | | | TOTAL | |



Global's wide variety of lateral files can satisfy every price point and individual style. Choose from center or full pulls, fixed or receding drawer fronts, various size drawer openings and a range of colors to coordinate with any office.

Prime Series

Premium products preconfigured to suit your needs. Features fixed front or receding doors with full integrated pulls and fully welded case construction to deliver superior strength and clean aesthetics. Select configurations available with extra large openings to accommodate binders as well as posting shelves. Premium steel construction with full extension ball bearing suspension system on all drawers. Drawers accommodate legal or letter file sizes in front-to-back or side-to-side orientation. Interlock systems allow only drawer to open at a time. Anti-bounce back safety features prevent drawers from sliding open.

1900P Series

Features an angled full pull and smooth, seamless welded corners. Counterweight is standard. Fixed front drawers. Drawers are 12" high.

9300 Series


Features a center pull and seamless welded corners to provide lasting strength and durability. Available with both fixed or receding doors.

9300P Series

Features a looped full pull for convenient opening and upscale appearance. Smooth, seamless welded corners provide lasting strength and durability. Available with both fixed or receding doors.

Features and Benefits

- Standard locks with removable cores for keying alike
- Standard lock bars on both sides of cabinet provide increased security
- Positive interlocking system prevents tipping by allowing only one drawer to open at a time
- Full extension ball bearing suspensions
- Select openings are large enough to accommodate standard 3-ring binders
- Side-to-side hanging file bars included for filing letter or legal size documents
- Standard leveling glides ensure drawers are easy to open
- Earth friendly electrostatically applied coating protects the environment and provides a durable finish
- Available in a range of colors, including special paint finishes - see Notes for details



Core removable cam locks are standard



Coordinating laminate file tops available in all Global laminate finishes.



Flexible folder storage

DESIGN AND CONSTRUCTION FEATURES OF 1900P, 9300, 9300P FILES

- **THE LETTER “P” IN THE MODEL NUMBER DESIGNATES FULL PULL MODELS.** All other models have recessed center pulls.
- An earth friendly electrostatically applied coating protects the environment and provides a durable finish.
- Internal steel corner gussets increase strength and rigidity.
- Case construction combines spot and mig welding for greater durability. Top cap stiffener included for added strength.
- Indents on cabinet sides show ganging locations
- Standard locks have removable cores for keying alike or later modification in your office. *Master keys and core keys are available; please contact your Global customer care representative.*
- **STANDARD LOCK BARS ARE ON BOTH SIDES OF CABINET PROVIDING INCREASED SECURITY.**
- Positive interlocking system is integrated into each suspension allowing only one drawer to be opened at a time.
- Full extension ball bearing suspensions with built-in feature to prevent drawer bounce back and creepage.
- “B” OPENINGS (with receding doors) will accommodate letter, legal and A4 hanging folders, plus STANDARD THREE RING BINDERS.
- “B” OPENINGS (with fixed drawer fronts) will accommodate letter, legal and A4 hanging folders, plus EDP SUSPENDED DATA BINDERS.
- “L” OPENINGS (with receding doors or fixed drawer fronts) will accommodate letter, legal or A4 hanging file folders.
- 12.25” Opening on 1900P Series
- Receding doors slide easily into cabinet.
- Pull-out shelves have a rolled front edge. Fixed shelves (custom order only) have a flat front edge for easier material retrieval.
- **Interior drawer parts and all accessories** are EFC (environmentally friendly color - a variable charcoal-like color as a result of the use of recycled finishing materials).
- Side-to-side hanging file bars are included in standard configurations and are fully assembled. These can be positioned for letter or legal materials.
- Four adjustable leveling glides are easily accessible from inside the cabinet to assist in quick and proper installation.
- For environmental certifications, please visit globalfurnituregroup.com
- Lifetime Warranty. (See Terms and Conditions)
- Counterweights must be specified on lateral files with pull out drawers, unless worksurface supporting, ganged together or anchored to the floor or wall.

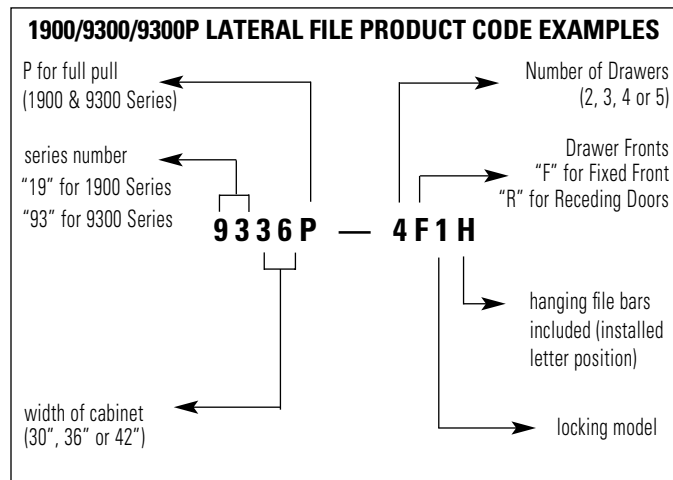
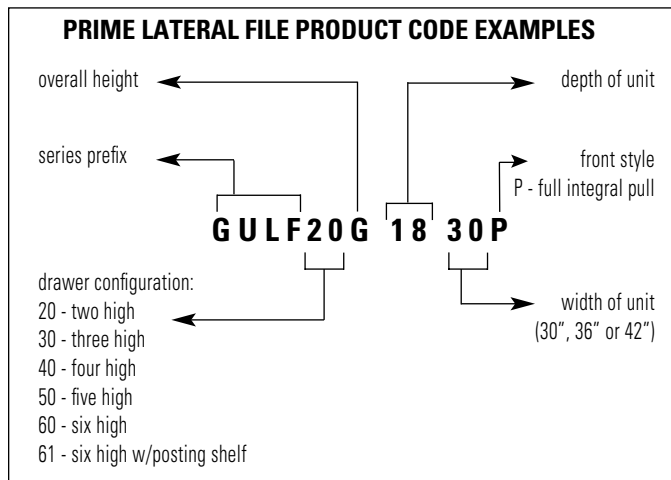
***Counterweights are standard on 2, 3 and 4 high 1900P Models**

DESIGN AND CONSTRUCTION FEATURES OF PRIME FILES

- **THE LETTER “P” IN THE MODEL NUMBER DESIGNATES FULL PULL MODELS.**
- An earth friendly electrostatically applied coating protects the environment and provides a durable finish.
- Master keys and core keys are available; please contact your Global customer care representative.
- Five lateral file drawer configurations are available: two-high, three-high, four-high, five-high and six-high, all available in three height options (with the exception of the six-high cabinet which is available in letter-height only).
- **STANDARD LOCK BARS ARE ON BOTH SIDES OF CABINET PROVIDING INCREASED SECURITY.**
- A patented interlocking system prevents more than one drawer opening at a time to guard against tipping.
- An optional, fully-retractable posting shelf is available for five- and six-high lateral file cabinets to provide a convenient ledge.
- All drawer heights are based on a 1.6" module (the size of the posting shelf), then 3.2", 4.8", 6.4" to up to 16".
- The interior construction of the case permits drawer reconfiguration or retrofit at any time.
- Full extension ball bearing suspension with built-in feature to prevent drawer bounce back and creepage.
- 14.4"H Openings (with receding doors) will accommodate letter, legal and A4 hanging folders, plus STANDARD THREE RING BINDERS.
- 13.6"H Openings (with fixed drawer fronts) will accommodate letter, legal and A4 hanging folders, plus EDP SUSPENDED DATA BINDERS.
- 11.2"H Openings (with receding doors or fixed drawer fronts) will accommodate letter, legal or A4 hanging file folders.
- **DRAWER FRONTS HAVE A WELDED REINFORCEMENT CHANNEL FOR ADDITIONAL STRENGTH.**
- Four adjustable leveling glides are easily accessible from inside the cabinet to assist in quick and proper installation.
- Label holders are included with full pull fronts to clearly identify the contents of each drawer.
- All lateral file accessories are Grey, except for the divider plates and EDP adapters are Black.
- Side-to-side hanging file bars permit hanging letter-, legal- or metric-size files in side-to-side arrangements
- Front-to-back file bars permit hanging letter-, legal- or metric-size files in a front-to-back arrangement. They are shipped in packages of two.
- **Counterweights are required for all cabinets with pull-out drawers and cabinets not located directly under a worksurface.**
- For environmental certifications, please visit globalfurnituregroup.com
- Lifetime Warranty. (See Terms and Conditions)

F LATERAL FILES - NOTES

| LATERAL FILE SERIES | 1900P | 9300 | 9300P | PRIME |
|--|---------------------------------|------------------------------|------------------------------|--------------------|
| CONSTRUCTION | | | | |
| Top stiffener bar | • | • | • | • |
| Welded corner gussets for increased strength | • | • | • | integrated |
| Central locking system, with core removable cam locks included | • | • | • | • |
| Leveling glides (accessible from inside cabinet) | • | • | • | • |
| Counterweights (recommended for 2, 3 + 4 drawers) | Included on 2, 3 + 4 drawers | optional | optional | optional |
| Lifetime Warranty (see terms + conditions) | • | • | • | • |
| DRAWERS / SHELVES | | | | |
| Drawer interlocking system | • | • | • | • |
| 3-stage anti-bounceback suspension | • | • | • | • |
| Side to side file bars, pre-installed (for letter + legal) | • | • | • | • |
| Front-to-back file bars | optional | optional | optional | optional |
| Fixed front drawers | available | available | available | available |
| Receding doors, fixed shelves | | available | available | available |
| Fully receding doors (select models) | | | • | • |
| Slotted, pull-out shelves with rolled edge | • | • | • | • |
| Plate dividers - full height drawers | optional | optional | optional | optional |
| Plate dividers - half height drawers | | | | optional |
| Posting shelf (restrictions apply) Not available on an all cabinets | | - | - | optional |
| Integrated center pull | | • | | |
| Integrated full pull | • | | • | • |
| Integrated label holder | | • | • | • |
| Recommended compatible pedestal | 1900 | 9300 | 9300P | Prime |
| DRAWER HEIGHTS | | | | |
| Standard drawer heights (exterior) B = Big drawer L = Little drawer | 12-1/4" | B - 13-5/16" L - 11-3/16" | B - 13-5/16" L - 11-3/16" | as noted |
| Ring binder storage | | • | • | restrictions apply |
| SIZES / DIMENSIONS | | | | |
| Depth | 19 ¼" | 18" | 18" | 18" |
| Widths | 30", 36", 42" | 30", 36", 42" | 30", 36", 42" | 30", 36", 42" |
| Height - 1 ½ drawer | | | | 21" |
| Height - 2 drawer | 27-5/32" | 27-1/8" | 27-1/8" | varies |
| Height - 3 drawer | 39-17/32" | 40 ½" | 40 ½" | varies |
| Height - 4 drawer | 51-29/32" | 54" | 54" | varies |
| Height - 5 drawer | 66-13/32" | 65 ¼" | 65 ¼" | varies |
| Height - 6 drawer | | | | varies |



IMPORTANT ORDERING INFORMATION

- Hanging file bars (accessory model - HBF) are included with standard products. When ordering custom drawer configurations hanging file bars (HBF) must be ordered for each drawer.
- Factory installed counterweight is recommended for use in 30", 36" & 42" wide 2, 3, 4 & 5 drawer freestanding lateral files, counter weight option requires specifier selection.
- The following page describes the accessories needed to optimize various filing configurations.

SPECIFICATIONS

- Specifications marked with an * are applicable to only those products which have the * symbol beside the product name.

STANDARD PAINT FINISHES

| | | | | |
|--------------------|----------------------|---------------------|-----------------|--------------|
| Black (BLK) | Bone (BNE) | Business Grey (BGR) | Charcoal (CHR) | Claret (CLT) |
| Desert Putty (DPT) | Designer White (DWT) | Fog (FOG) | Grey (GRY) | Ice (ICE) |
| Ivory (IVR) | Light Grey (LGR) | Metro (MET) | Moss (MOS) | Navy (NVY) |
| Nevada (NEV) | Oyster (OYS) | Silver (SIL) | Sky (SKY) | Stone (STN) |
| Storm Grey (SGR) | Tahiti Sand (TSA) | Taupe (TPE) | Tungsten (TUN)* | Willow (WIL) |

*10% upcharge applies to 1900, 9300/9300P series

TEXTURED PAINT FINISHES

| | | | | |
|--------------------|----------------|----------------------|-------------|-----------------|
| Black Coffee (BKC) | Blizzard (BZD) | Dark Chocolate (DCH) | Mocha (MCH) | Stonedust (SDT) |
|--------------------|----------------|----------------------|-------------|-----------------|

SPECIAL PAINT FINISHES

- All special order colors must use **one** uniform color per series (example: 9300 series laterals). Quantities of 1 to 10 add 10%; 11 or more are **no upcharge**.
- Mica and Metallic finishes add 10% upcharge.
- Special white finishes add 10% upcharge.
- Tungsten finish, add 10% upcharge.
- ALL NON-STANDARD FINISHES MUST BE APPROVED BY GLOBAL BEFORE ANY ORDER WILL BE ACCEPTED. LONGER LEAD TIMES WILL APPLY.
- Thumb latches and handles limited to colors listed above. You must choose closest or contrasting color at the time of order for custom finishes.

TWO TONE OPTION

- File casing will be one color, drawers and door fronts will be painted a second color.
- Available on Metal Lateral Files, Storage Cabinets and Pedestals.
- Choose any of Global's standard or textured finishes
- Vertical files are NOT available with this option at this time.
- 10% upcharge applies

LOCKS - 1900P/9300/9300P SERIES

- Available as standard with random numbers, or with optional key alike or specified key numbers. Specify with key numbers W401 to W559. No upcharge. Where applicable.

LOCKS - PRIME SERIES

- Lock options include factory installed lock cores with random key number assignment
- Option to select specific key number, specify range from 401 - 550
- Option to select individually keyed drawers - upcharge varies by size of cabinet (refer to build it or electronic catalogues), decreases interior height clearance by 0.5" per drawer

COUNTERWEIGHTS

- To meet BIFMA standards for freestanding applications, counterweights are required. Must be factory installed

| 30" wide | 9300/P Upcharge | 36" wide | 9300/P Upcharge | 42" wide | 9300/P Upcharge | Prime Upcharge |
|----------|-----------------|----------|-----------------|----------|-----------------|----------------|
| 2H | \$234 | 2H | \$234 | 2H | \$234 | \$245 |
| 3H | \$204 | 3H | \$204 | 3H | \$204 | \$213 |
| 4H | \$107 | 4H | \$107 | 4H | \$107 | \$181 |
| 5H | \$32 | 5H | \$32 | 5H | \$32 | \$147 |
| 6H | n/a | 6H | n/a | 6H | n/a | \$147 |

PRIME, 9300, 9300P INTERIOR CLEAR OPENING WIDTH DIMENSIONS & FILING CAPACITIES

30" WIDE CABINETS

26 5/8"

36" WIDE CABINETS
















32 5/8"

42" WIDE CABINETS

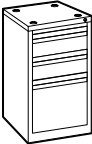

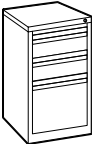
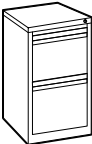
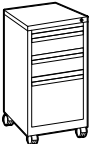
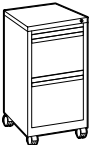
38 5/8"

Lateral files afford flexibility in filing configuration. Choose the best option based on materials to be filed and convenience for the user.



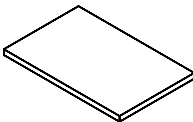
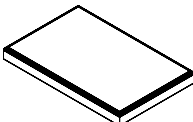
Additional hanging folder supports or conversion kits may be necessary to achieve your desired drawer configuration.

| | Letter | Legal | EDP |
|---|---|---|---|
| 30" Wide Units side-to-side GULFA01 side-to-side file bars are included in standard product. |  <p>Capacity - 26 5/8"</p> |  <p>Capacity - 26 5/8"</p> |  <p>Capacity - 26 5/8" Need ONE pair of EDPs.</p> |
| 30" Wide Units front-to-back Not Standard See chart to order the correct number of GULFA0718 per drawer. |  <p>Prime - 30 1/2" 9300 & 9300P - 31 1/2" Need ONE pair of GULFA01 & GULFA0718 <i>Not recommended for "L" openings with receding doors and roll-out shelves</i></p> |  <p>Prime - 15 1/4" + 10" side space 9300 & 9300P - 26 5/8" Need ONE pair of GULFA01 & GULFA0718 <i>Not recommended for "L" openings with receding doors and roll-out shelves</i></p> | NOT AVAILABLE |
| | Letter | Legal | EDP |
| 36" Wide Units side-to-side GULFA02 side-to-side file bars are included in standard product. |  <p>Capacity - 32 5/8"</p> |  <p>Capacity - 32 5/8"</p> |  <p>Capacity - 32 5/8" Need ONE pair EDPs.</p> |
| 36" Wide Units front-to-back Not Standard See chart to order the correct number of GULFA0718 per drawer. |  <p>Prime - 30 1/2" + 6 1/2" side space 9300 & 9300P - 31 1/2" Need ONE pair of GULFA02 & GULFA0718 <i>Not recommended for "L" openings with receding doors and roll-out shelves</i></p> |  <p>Prime - 30 1/2" 9300 & 9300P - 31 1/2" Need ONE pair of GULFA02 & GULFA0718 <i>Not recommended for "L" openings with receding doors and roll-out shelves</i></p> | NOT AVAILABLE |
| | Letter | Legal | EDP |
| 42" Wide Units side-to-side GULFA03 side-to-side file bars are included in standard product. |  <p>Capacity - 38 5/8"</p> |  <p>Capacity - 38 5/8"</p> |  <p>Capacity - 38 5/8" Need ONE pair EDPs.</p> |
| 42" Wide Units front-to-back Not Standard See chart to order the correct number of GULFA0718 per drawer. |  <p>Prime - 45 3/4" 9300 & 9300P - 47 1/4" Need TWO pairs of GULFA03 & GULFA0718 <i>Not recommended for "L" openings with receding doors and roll-out shelves</i></p> |  <p>Prime - 30 1/2" + 6 1/2" side space 9300 & 9300P - 40 1/6" Need TWO pairs of GULFA03 & GULFA0718 <i>Not recommended for "L" openings with receding doors and roll-out shelves</i></p> | NOT AVAILABLE |

P 1900P PEDESTALS

| 1900 SERIES | MODEL# | DIMENSIONS | FREIGHT CLASS | WT/LBS. | CUBIC FT. | LIST PRICE |
|--|-----------|--|---------------|---------|-----------|------------|
|  | | D x W x H | | | | |
| | 19WP19BBF | 18.62 x 15 x 27.62 | 125 | 45 | 6 | \$507 |
| | 19WP23BBF | 22.62 x 15 x 27.62 | 125 | 50 | 7.20 | \$522 |
| | 19WP29BBF | 28.62 x 15 x 27.62 | 150 | 50 | 8.90 | \$587 |
| Box, Box & File Pedestal | | Two box and one file drawer pedestal. To be used under worksurface. Locking. Box drawer includes pencil tray. Angled full pull. | | | | |
|  | | | | | | |
| | 19WP19FF | 18.62 x 15 x 27.62 | 125 | 42 | 6 | \$507 |
| | 19WP23FF | 22.62 x 15 x 27.62 | 125 | 47 | 7.20 | \$522 |
| | 19WP29FF | 28.62 x 15 x 27.62 | 125 | 55 | 8.90 | \$587 |
| File/File Pedestal | | Two file drawer pedestal. To be used under worksurface. Locking. Angled full pull. | | | | |
|  | | | | | | |
| | 19FP19BBF | 18.62 x 15 x 27.62 | 100 | 53 | 6 | \$522 |
| | 19FP23BBF | 22.62 x 15 x 27.62 | 100 | 59 | 7.2 | \$539 |
| | 19FP29BBF | 29.62 x 15 x 27.62 | 125 | 71 | 8.9 | \$604 |
| Box, Box & File Pedestal - finished top | | Two box and one file drawer pedestal. Freestanding. Locking. Box drawer includes pencil tray. Counterweight is standard. Angled full pull. | | | | |
|  | | | | | | |
| | 19FP19FF | 18.62 x 15 x 27.62 | 100 | 51 | 6 | \$522 |
| | 19FP23FF | 22.62 x 15 x 27.62 | 125 | 56 | 7.20 | \$539 |
| | 19FP29FF | 29.62 x 15 x 27.62 | 125 | 68 | 8.90 | \$604 |
| File/File Pedestal - finished top | | Two file drawer pedestal. Freestanding. Locking. Counterweight is standard. Angled full pull. | | | | |
| 1900P MOBILE PEDESTALS | MODEL# | DIMENSIONS | FREIGHT CLASS | WT/LBS. | CUBIC FT. | LIST PRICE |
|  | | | | | | |
| | 19MP19BBF | 18.62 x 15 x 27.85 | 100 | 61 | 4.5 | \$643 |
| | 19MP23BBF | 22.62 x 15 x 27.85 | 125 | 67 | 5.5 | \$684 |
| Box, Box & File Pedestal - Mobile | | Two box and one file drawer pedestal. Locking. Includes casters already attached. Box drawer includes pencil tray. | | | | |
|  | | | | | | |
| | 19MP19FF | 18.62 x 15 x 27.85 | 100 | 59 | 4.5 | \$643 |
| | 19MP23FF | 22.62 x 15 x 27.85 | 125 | 64 | 5.5 | \$684 |
| File/File Pedestal - Mobile | | Two file drawer pedestal. Locking. Includes casters already attached. | | | | |

| Required Specifications | Optional Specifications | Accessories |
|-------------------------|-------------------------|-------------------------|
| Metal finish | | Front to back file bars |

| 1900P MOBILE PEDESTALS | | MODEL# | DIMENSIONS | FREIGHT CLASS | WT/LBS. | CUBIC FT. | LIST PRICE | | | |
|--|--------------------------------------|--|--------------------|---------------|---------|-----------|------------|-------|-------|-------|
|  | Hanging Bars and Clips | D x W x H | | | | | | | | |
| | | PEDHFB | -- | | 0.5 | 1 | \$29 | | | |
| | | For 1900 series Pedestals. | | | | | | | | |
|  | Box/File Pedestal* | 19MCP19BFNC | 18.62 x 15.13 x 23 | 92.5 | 54 | 5 | \$651 | | | |
| | | 19MCP23BFNC | 22.62 x 15.13 x 23 | 100 | 58 | 6 | \$684 | | | |
| | | One box and one file drawer pedestal. Freestanding. Locking. 23 1/8" high. Angled full pull. Box drawer includes pencil tray. | | | | | | | | |
| CUSHIONS FOR 1900P MOBILE PEDESTALS | | MODEL# | DIMENSIONS | FREIGHT CLASS | WT/LBS. | CUBIC FT. | GR. 1 | GR. 2 | GR. 3 | GR. 4 |
|  | Cushions for 1900P Box/File Pedestal | CUSH-15X18-5/8X1 | 15 x 18.5 x 1 | 150 | 4 | 0.75 | \$165 | \$194 | \$214 | \$245 |
| | | CUSH-15X22-5/8X1 | 15 x 22.5 x 1 | 150 | 5 | 0.90 | \$185 | \$214 | \$234 | \$265 |
| | | For models 19MCP19BFNC and 19MCP23BFNC ONLY. 1" thick single stitched cushions. Available in all standard Global seating fabrics. Attached with supplied Velcro fasteners. | | | | | | | | |
| | | • Cannot be used on standard mobile box/box/file, file/file or box/file pedestals | | | | | | | | |
|  | Cushions for 1900P Box/File Pedestal | CUSH-15X18-5/8X2 | 15 x 18.5 x 2 | 125 | 5 | 0.75 | \$183 | \$212 | \$232 | \$263 |
| | | CUSH-15X22-5/8X2 | 15 x 22.68 x 2 | 125 | 6 | 0.90 | \$206 | \$243 | \$271 | \$312 |
| | | For models 19MCP19BFNC and 19MCP23BFNC ONLY. 2" thick single stitched cushions. Available in all standard Global seating fabrics. Attached with supplied Velcro fasteners. | | | | | | | | |
| | | • Cannot be used on standard mobile box/box/file, file/file or box/file pedestals | | | | | | | | |

Required Specifications

Metal finish
Fabric (cushions)

Optional Specifications






Cushion*

Accessories

Front to back file bars


P

9300 PEDESTALS

| 9300 PEDESTALS - FREESTANDING | | MODEL# | DIMENSIONS | FREIGHT CLASS | WT/LBS. | CUBIC FT. | LIST PRICE |
|---|--|------------|------------------|---------------|---------|-----------|------------|
|  | Box/File Pedestal - Freestanding | | D x W x H | | | | |
| | | 93FP19BFC | 19 x 15 x 21.31 | 100 | 50 | 5.1 | \$513 |
| | | 93FP23BFC | 23 x 15 x 21.31 | 100 | 55 | 6 | \$523 |
| | | 93FP29BFC | 29 x 15 x 21.31 | 100 | 64 | 7.5 | \$538 |
| One box and one file drawer pedestal. Freestanding, counterweight included. All drawers locking. Box drawer includes pencil tray. | | | | | | | |
|  | Box/Box/File Pedestal - Freestanding | | | | | | |
| | | 93FP19BBFC | 19 x 15 x 27.875 | 100 | 55 | 6.5 | \$588 |
| | | 93FP23BBFC | 23 x 15 x 27.875 | 100 | 68 | 7.7 | \$600 |
| | | 93FP29BBFC | 29 x 15 x 27.875 | 100 | 78 | 9.6 | \$612 |
| Two box and one file drawer pedestal. Freestanding, counterweight included. All drawers locking. Top box drawer includes pencil tray. | | | | | | | |
|  | File/File Pedestal - Freestanding | | | | | | |
| | | 93FP19FFC | 19 x 15 x 27.875 | 100 | 53 | 6.5 | \$581 |
| | | 93FP23FFC | 23 x 15 x 27.875 | 125 | 60 | 7.7 | \$593 |
| | | 93FP29FFC | 29 x 15 x 27.875 | 125 | 70 | 9.6 | \$606 |
| Two file drawer pedestal. Freestanding, counterweight included. All drawers locking. | | | | | | | |
| 9300 PEDESTALS - WORKSURFACE SUPPORTING | | MODEL# | DIMENSIONS | FREIGHT CLASS | WT/LBS. | CUBIC FT. | LIST PRICE |
|  | Box/Box/File Pedestal - Worksurface Supporting | | | | | | |
| | | 93WP19BBFC | 19 x 15 x 27.875 | 100 | 55 | 6.5 | \$588 |
| | | 93WP23BBFC | 23 x 15 x 27.875 | 100 | 68 | 7.7 | \$600 |
| | | 93WP29BBFC | 29 x 15 x 27.875 | 100 | 78 | 9.6 | \$612 |
| Two box and one file drawer pedestal. Worksurface supporting, includes mounting holes in top. All drawers locking. Top box drawer includes pencil tray. | | | | | | | |
|  | File/File Pedestal - Worksurface Supporting | | | | | | |
| | | 93WP19FFC | 19 x 15 x 27.875 | 100 | 53 | 6.5 | \$581 |
| | | 93WP23FFC | 23 x 15 x 27.875 | 125 | 60 | 7.7 | \$593 |
| | | 93WP29FFC | 29 x 15 x 27.875 | 125 | 70 | 9.6 | \$606 |
| Two file drawer pedestal. Worksurface supporting, includes mounting holes in top. All drawers locking. | | | | | | | |


Required Specifications
Paint finish

9300 PEDESTALS - MOBILE




Mobile Box/File Pedestal

One box and one file drawer mobile pedestal. Casters preinstalled (non-locking). Counterweight included. All drawers locking. Box drawer includes pencil tray. **Cannot be used as guest seating.**



Mobile Box/Box/File Pedestal

Two box and one file drawer mobile pedestal. Casters preinstalled (non-locking). Counterweight included. All drawers locking. Top box drawer includes pencil tray. **Cannot be used as guest seating.**



Mobile File/File Pedestal





Two file drawer mobile pedestal. Casters preinstalled (non-locking). Counterweight included. All drawers locking. **Cannot be used as guest seating.**

| MODEL# | DIMENSIONS | FREIGHT CLASS | WT/LBS. | CUBIC FT. | LIST PRICE |
|-----------|------------------|---------------|---------|-----------|------------|
| D x W x H | | | | | |
| 93MP19BFC | 19 x 15 x 21.875 | 85 | 66 | 5.2 | \$596 |
| 93MP23BFC | 23 x 15 x 21.875 | 92.5 | 72 | 6.2 | \$608 |
| 93MP29BFC | 29 x 15 x 21.875 | 85 | 92 | 7.6 | \$620 |

| | | | | | |
|------------|-----------------|------|----|-----|-------|
| 93MP19BBFC | 19 x 15 x 27.94 | 92.5 | 76 | 6.5 | \$671 |
| 93MP23BBFC | 23 x 15 x 27.94 | 92.5 | 85 | 7.7 | \$683 |
| 93MP29BBFC | 29 x 15 x 27.94 | 100 | 94 | 9.6 | \$695 |

| | | | | | |
|-----------|-----------------|------|----|-----|-------|
| 93MP19FFC | 19 x 15 x 27.94 | 92.5 | 73 | 6.5 | \$664 |
| 93MP23FFC | 23 x 15 x 27.94 | 85 | 81 | 6.5 | \$676 |
| 93MP29FFC | 29 x 15 x 27.94 | 100 | 90 | 9.6 | \$688 |

Required Specifications
Paint finish

| 9300P PEDESTALS - MOBILE | | MODEL# | DIMENSIONS | FREIGHT CLASS | WT./LBS. | CUBIC FT. | LIST PRICE |
|--|-------------------------------------|--|------------------|---------------|----------|-----------|--------------|
|  | Mobile Box/File Pedestal | | D x W x H | | | | |
| | | 93MP19BFP | 19 x 15 x 21.875 | 85 | 66 | 5.2 | \$561 |
| | | 93MP23BFP | 23 x 15 x 21.875 | 92.5 | 72 | 6.2 | \$573 |
| | | 93MP29BFP | 29 x 15 x 21.875 | 85 | 92 | 7.6 | \$585 |
| | | One box and one file drawer mobile pedestal with full pull design. Casters preinstalled (non-locking). Counterweight included. All drawers locking. Box drawer includes pencil tray. Cannot be used as guest seating. | | | | | |
|  | Mobile Box/Box/File Pedestal | | | | | | |
| | | 93MP19BBFP | 19 x 15 x 27.94 | 92.5 | 76 | 6.5 | \$621 |
| | | 93MP23BBFP | 23 x 15 x 27.94 | 92.5 | 85 | 7.7 | \$633 |
| | | 93MP29BBFP | 29 x 15 x 27.94 | 100 | 94 | 9.6 | \$645 |
| | | Two box and one file drawer mobile pedestal with full pull design. Casters preinstalled (non-locking). Counterweight included. All drawers locking. Top box drawer includes pencil tray. Cannot be used as guest seating. | | | | | |
|  | Mobile File/File Pedestal | | | | | | |
| | | 93MP19FFP | 19 x 15 x 27.94 | 92.5 | 73 | 6.5 | \$621 |
| | | 93MP23FFP | 23 x 15 x 27.94 | 92.5 | 81 | 7.7 | \$633 |
| | | 93MP29FFP | 29 x 15 x 27.94 | 100 | 90 | 9.6 | \$645 |
| | | Two file drawer mobile pedestal with full pull design. Casters preinstalled (non-locking). Counterweight included. All drawers locking. Cannot be used as guest seating. | | | | | |
|  | Mobile Box/File Pedestal* | | | | | | |
| | | 93MCP-19BFNC | 19 x 15 x 23.875 | 92.5 | 60 | 5.2 | \$705 |
| | | 93MCP-23BFNC | 23 x 15 x 23.875 | 92.5 | 65 | 6.2 | \$744 |
| | | Includes one box and one file drawer with full pull design. Box drawer includes pencil tray. Locking. Fits under any worksurface. Cushions ordered separately: <ul style="list-style-type: none">• For model 93MCP-19BFNC, use CUSHION-15X19X1 (1" thick cushion) or CUSHION-15X19X2 (2" thick cushion).• For model 93MCP-23BFNC, use CUSHION-15X23X1 (1" thick cushion) or CUSHION-15X23X2 (2" thick cushion). | | | | | |

Required Specifications

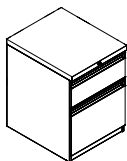
Paint finish

Accessories

Cushion*

P PRIME PEDESTALS

PRIME FREESTANDING PEDESTALS

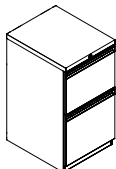


Box/File Pedestal*

| MODEL# | DIMENSIONS D x W x H | FREIGHT CLASS | WT/LBS. | CUBIC FT. | LIST PRICE |
|------------|-------------------------|---------------|---------|-----------|--------------|
| GUPF0BF18P | 18 x 15 x 20.8 | 85 | 52.4 | 4.2 | \$566 |
| GUPF0BF22P | 22 x 15 x 20.8 | 92.5 | 58.8 | 5 | \$574 |
| GUPF0BF28P | 28 x 15 x 20.8 | 92.5 | 68.7 | 6.3 | \$695 |

One box and one file drawer; locking pedestal. Pencil tray included in box drawer. Ships assembled one carton.

- Specify **(NN)** for no counterweight, **(W1)** for casters and counterweight, add **\$203**, or **(W2)** for counterweight, add **\$144**.
- When casters + counterweight option is selected, casters add 0.5" in height to the unit.

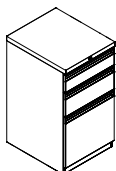


File/File Pedestal*

| | | | | | |
|------------|----------------|------|-------|-----|--------------|
| GUPF0FG18P | 18 x 15 x 28.2 | 92.5 | 58.8 | 5.5 | \$583 |
| GUPF0FG22P | 22 x 15 x 28.2 | 100 | 65.26 | 6.6 | \$592 |
| GUPF0FG28P | 28 x 15 x 28.2 | 100 | 75.12 | 8.3 | \$711 |

Two file drawer, locking pedestal. Top file drawer 11.2"H (interior 10.6"H); bottom file drawer 13.6"H (interior 12.5"H). When worksurface supporting option selected, unit includes pre-drilled top holes for attaching. Ships assembled one carton.

- When worksurface supporting option (1) is selected, specify **(NN)** for no counterweight or **(W2)** for counterweight, add **\$144**.
- When no worksurface support option (2) is selected, specify **(NN)** for no counterweight, **(W1)** for casters and counterweight, add **\$203**, or **(W2)** for counterweight only, add **\$144**.
- When casters + counterweight option is selected, casters add 0.5" in height to the unit.



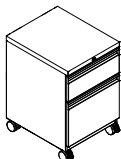
Box/Box/File Pedestal*

| | | | | | |
|------------|----------------|------|------|-----|--------------|
| GUPFSBG18P | 18 x 15 x 28.2 | 85 | 67.5 | 5.5 | \$583 |
| GUPFSBG22P | 22 x 15 x 28.2 | 92.5 | 75 | 6.6 | \$592 |
| GUPFSBG28P | 28 x 15 x 28.2 | 92.5 | 86.8 | 8.3 | \$711 |

Two box + one file drawer, locking pedestal. Top box drawer 4.8"H; middle box drawer 6.4"H; bottom file drawer 13.6"H (interior 12.5"H). Pencil tray included top box drawer. When worksurface supporting option selected, unit includes pre-drilled top holes for attaching. Ships assembled one carton.

- When worksurface supporting option (1) is selected, specify **(NN)** for no counterweight or **(W2)** for counterweight, add **\$144**.
- When no worksurface support option (2) is selected, specify **(NN)** for no counterweight, **(W1)** for casters and counterweight, add **\$203** or **(W2)** for counterweight only, add **\$144**.
- When casters + counterweight option is selected, casters add 0.5" in height to the unit.


PRIME MOBILE PEDESTALS



Mobile Box/File Pedestal

| | | | | | |
|------------|----------------|----|------|-----|--------------|
| GUPW0BF18P | 18 x 15 x 23.3 | 70 | 73.5 | 4.6 | \$860 |
| GUPW0BF22P | 22 x 15 x 23.3 | 85 | 79.1 | 5.6 | \$868 |
| GUPW0BF28P | 28 x 15 x 23.3 | 85 | 87.7 | 7 | \$989 |

One box and one file drawer; locking mobile pedestal. Pencil tray included in box drawer. 60mm casters, two locking/two non-locking. Ships assembled one carton.



Mobile Box/Box/File Pedestal

| | | | | | |
|------------|----------------|----|------|-----|--------------|
| GUPWSSF18P | 18 x 15 x 26.5 | 70 | 82.9 | 5.2 | \$808 |
| GUPWSSF22P | 22 x 15 x 26.5 | 85 | 89.3 | 6.3 | \$814 |
| GUPWSSF28P | 28 x 15 x 26.5 | 85 | 99.2 | 7.9 | \$936 |

Two box + one file drawer, locking mobile pedestal. Box drawers 4.8"H; bottom file drawer 13.6"H (interior 12.5"H). Pencil tray included top box drawer. 60mm casters, two locking/two non-locking. Ships assembled one carton.

Required Specifications

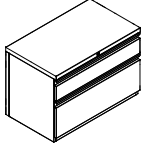
Paint finish

Optional Specifications

Casters + Counterweight (W1)*
Counterweight (W2)*

Accessories

Extra or replacement keys, or keys + core available

| PRIME - STRETCH PEDESTAL | MODEL# | DIMENSIONS | FREIGHT CLASS | WT/LBS. | CUBIC FT. | GR.1 | GR. 2 | GR. 3 | GR. 4 |
|---|---------------|------------------|---------------|---------|-----------|---------------|-------|-------|-------|
|  | | D x W x H | | | | | | | |
| | GULPSOBF1830P | 18 x 30 x 21 | 85 | 119.96 | 8 | \$1063 | | | |
| | GULPSOBF1836P | 18 x 36 x 21 | 85 | 129.86 | 9.5 | \$1106 | | | |
| | GULPSOBF1842P | 18 x 42 x 21 | 85 | 165.45 | 11.1 | \$1139 | | | |

1½ H Box/File stretch pedestal*

Fixed front drawers, top box drawer front 6.4"H (interior 5.2"H) bottom file drawer front 11.2"H (interior 10.8"H). Locking. Side to side hanging bars included. Ships assembled in one carton.

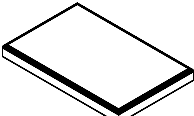
- Add **\$319** for counterweight (**W2**)
- Add **\$272** for individually locking drawers (**KID**)

| CUSHIONS FOR MOBILE PEDESTALS | MODEL# | DIMENSIONS | FREIGHT CLASS | WT/LBS. | CUBIC FT. | GR.1 | GR. 2 | GR. 3 | GR. 4 |
|---|-----------------|-------------|---------------|---------|-----------|--------------|--------------|--------------|--------------|
|  | CUSHION-15X18X1 | 15 x 18 x 1 | 150 | 5 | 1 | \$165 | \$194 | \$214 | \$245 |
| | CUSHION-15X19X1 | 15 x 19 x 1 | 150 | 5 | 1 | \$165 | \$194 | \$214 | \$245 |
| | CUSHION-15X22X1 | 15 x 22 x 1 | 150 | 5 | 1 | \$185 | \$214 | \$234 | \$265 |
| | CUSHION-15X23X1 | 15 x 23 x 1 | 150 | 5 | 1 | \$185 | \$214 | \$234 | \$265 |
| | CUSHION-15X28X1 | 15 x 28 x 1 | 150 | 5 | 1 | \$245 | \$282 | \$311 | \$352 |
| | CUSHION-15X29X1 | 15 x 29 x 1 | 150 | 5 | 1 | \$245 | \$282 | \$311 | \$352 |

Cushions for Mobile Box/File Pedestals

For seating pedestals. 1" thick single stitched cushions. Available in all standard Global seating fabrics. Attached with supplied Velcro fasteners.

- **Cushions are for use on box/file mobile pedestals with 60mm casters only.**

| | | | | | | | | | |
|---|-----------------|-------------|-----|---|---|--------------|--------------|--------------|--------------|
|  | CUSHION-15X18X2 | 15 x 18 x 2 | 150 | 5 | 1 | \$183 | \$212 | \$232 | \$263 |
| | CUSHION-15X19X2 | 15 x 19 x 2 | 150 | 5 | 1 | \$183 | \$212 | \$232 | \$263 |
| | CUSHION-15X22X2 | 15 x 22 x 2 | 150 | 5 | 1 | \$206 | \$233 | \$255 | \$286 |
| | CUSHION-15X23X2 | 15 x 23 x 2 | 150 | 5 | 1 | \$206 | \$233 | \$255 | \$286 |
| | CUSHION-15X28X2 | 15 x 28 x 2 | 150 | 5 | 1 | \$269 | \$307 | \$336 | \$377 |
| | CUSHION-15X29X2 | 15 x 29 x 2 | 150 | 5 | 1 | \$269 | \$307 | \$336 | \$377 |

Cushions for Mobile Box/File Pedestals

For seating pedestals. 2" thick single stitched cushions. Cushion features a waterfall edge on the front and back. Available in all standard Global seating fabrics. Attached with supplied Velcro fasteners.

- **Cushions are for use on box/file mobile pedestals with 60mm casters only.**

Required Specifications

Paint finish*
Fabric (cushions)

Optional Specifications

Casters + Counterweight (W1)*
Counterweight (W2)*

Accessories

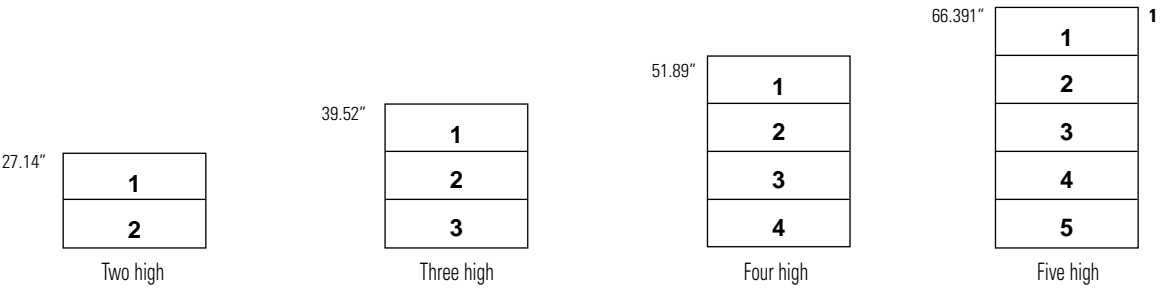
Extra or replacement keys, or keys + core available

L 1900P LATERAL FILES

| 1900P SERIES | MODEL# | DIMENSIONS | FREIGHT CLASS | WT/LBS. | CUBIC FT. | LIST PRICE |
|--------------|--------|------------|---------------|---------|-----------|------------|
|--------------|--------|------------|---------------|---------|-----------|------------|

D x W x H

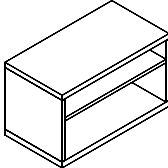
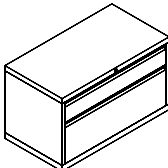
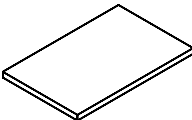
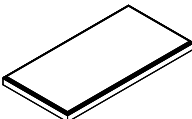
This series not available with binder openings. THE POSITION OF OPENINGS CAN NOT BE MODIFIED FROM THE PICTURE AS SHOWN






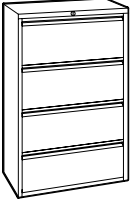
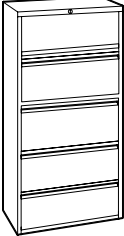
¹Five Drawer Model - Top door is standard as receding door.

INTERIOR LATERAL FILE OPENINGS

| | | | | | |
|-----------------|-------|----------------|-------|---------------------|----------|
| Drawer - Height | 11 ¼" | Drawer - Depth | 15 ¾" | Fixed Shelf - Depth | 15 ¾/16" |
|-----------------|-------|----------------|-------|---------------------|----------|

| | | | | | | | | | |
|--|---|----------------------|---------------|---------|-----------|--------|-------|-------|-------|
|  | 1930-1XSND | 19.25 x 30 x 21.1875 | 150 | 46.13 | 9.79 | \$532 | | | |
| | 1936-1XSND | 19.25 x 36 x 21.1875 | 150 | 52.88 | 11.60 | \$611 | | | |
| | 1942-1XSND | 19.25 x 42 x 21.1875 | 150 | 58.5 | 13.41 | \$694 | | | |
| | 12" and 6" open shelves. | | | | | | | | |
|  | 1930P-1X1FH | 19.25 x 30 x 21.1875 | 85 | 121.5 | 9.79 | \$1059 | | | |
| | 1936P-1X1FH | 19.25 x 36 x 21.1875 | 92.5 | 132 | 11.60 | \$1139 | | | |
| | 1942P-1X1FH | 19.25 x 42 x 21.1875 | 92.5 | 151.5 | 13.41 | \$1219 | | | |
| | 12" fixed front lateral file drawer and 6" half height drawer. Locking. | | | | | | | | |
| CUSHIONS FOR MOBILE PEDESTALS | MODEL# | DIMENSIONS | FREIGHT CLASS | WT/LBS. | CUBIC FT. | GR.1 | GR. 2 | GR. 3 | GR. 4 |
|  | CUSH19-25X30X1 | 19.25 x 30 x 1 | 125 | 7 | 1.60 | \$299 | \$342 | \$369 | \$416 |
| | CUSH19-25X36X1 | 19.25 x 36 x 1 | 150 | 7 | 1.60 | \$309 | \$349 | \$381 | \$424 |
| | CUSH19-25X42X1 | 19.25 x 42 x 1 | 250 | 4 | 1.60 | \$319 | \$362 | \$391 | \$437 |
| | 1" thick single stitched cushions for lateral files. Rectilinear design on all sides. Available in all standard Global seating fabrics. Attached with supplied Velcro fasteners. | | | | | | | | |
|  | CUSH19-25X30X2 | 19.25 x 30 x 2 | 125 | 8 | 1.30 | \$334 | \$372 | \$404 | \$449 |
| | CUSH19-25X36X2 | 19.25 x 36 x 2 | 150 | 7 | 1.60 | \$342 | \$385 | \$412 | \$459 |
| | CUSH19-25X42X2 | 19.25 x 42 x 2 | 150 | 7 | 1.60 | \$353 | \$393 | \$422 | \$468 |
| | 2" thick single stitched cushions for lateral files. Waterfall edge on front and back. Available in all standard Global seating fabrics. Attached with supplied Velcro fasteners. | | | | | | | | |

| | | |
|--------------------------------|--------------------------------|-------------------------|
| Required Specifications | Optional Specifications | Accessories |
| Metal finish | Counterweight | Front to Back File Bars |
| Fabric* | | Plate Dividers |

| 1900P SERIES | MODEL# | DIMENSIONS D x W x H | FREIGHT CLASS | WT./LBS. | CUBIC FT. | LIST PRICE |
|--|---|-------------------------|---------------|----------|-----------|---------------|
|  <p>2 Drawer Lateral File</p> | 1930P-2F12 | 19.25 x 30 x 27.35 | 100 | 115 | 13 | \$888 |
| | 1936P-2F12 | 19.25 x 36 x 27.35 | 100 | 134 | 15 | \$967 |
| | 1942P-2F12 | 19.25 x 42 x 27.35 | 125 | 143 | 18 | \$1050 |
| | <p>Counterweight is standard. Two fixed front drawers. Side-to-side hanging file bars included.</p> <ul style="list-style-type: none"> • Drawers are 12.25" high. • File cannot be used to store standard three ring binders. | | | | | |
|  <p>Mobile Lateral File Kit</p> | 19-MLK | 20 x 30-36 x 3.875 | 125 | 6 | 1 | \$312 |
| <p>Attaches beneath 1900 series 2-drawer lateral file to create a mobile lateral file. ***FOR USE UNDER 1930P-2F12, 1936P-2F12, 1930P-1X1FH AND 1936P-1X1FH ONLY***. Black paint only.</p> <ul style="list-style-type: none"> • Cannot be used on 1942P-2F12 lateral files or any other 18"d lateral files | | | | | | |
|  <p>3 Drawer Lateral File</p> | 1930P-3F12 | 19.25 x 30 x 39.52 | 125 | 145 | 18 | \$1139 |
| | 1936P-3F12 | 19.25 x 36 x 39.52 | 125 | 161 | 22 | \$1219 |
| | 1942P-3F12 | 19.25 x 42 x 39.52 | 125 | 168 | 25 | \$1301 |
| | <ul style="list-style-type: none"> • File cannot be used to store standard three ring binders. • Drawers are 12.25" high. <p>Counterweight is standard. Three fixed front drawers. Side-to-side hanging file bars included.</p> | | | | | |
|  <p>4 Drawer Lateral File</p> | 1930P-4F12 | 19.25 x 30 x 51.89 | 125 | 169 | 24 | \$1456 |
| | 1936P-4F12 | 19.25 x 36 x 51.89 | 125 | 189 | 28 | \$1536 |
| | 1942P-4F12 | 19.25 x 42 x 51.89 | 150 | 202 | 32 | \$1617 |
| | <ul style="list-style-type: none"> • File cannot be used to store standard three ring binders. • Drawers are 12.25" high. <p>Counterweight is standard. Four fixed front drawers. Side-to-side hanging file bars included.</p> <ul style="list-style-type: none"> • Posting shelf option NOT available | | | | | |
|  <p>5 Drawer Lateral File</p> | 1930P-5F12 | 19.25 x 30 x 66.39 | 125 | 198 | 29 | \$1739 |
| | 1936P-5F12 | 19.25 x 36 x 66.39 | 150 | 218 | 35 | \$1819 |
| | 1942P-5F12 | 19.25 x 42 x 66.39 | 150 | 242 | 40 | \$1869 |
| | <ul style="list-style-type: none"> • File cannot be used to store standard three ring binders. • Drawers are 12.25" high. <p>Four fixed front drawers plus top drawer with receding door and roll-out shelf. Side-to-side hanging file bars included.</p> <ul style="list-style-type: none"> • Posting shelf option NOT available | | | | | |

Required Specifications

Metal finish
Fabric (cushion)

Accessories

Front to Back File Bars
Plate Dividers

L 1900P LATERAL FILE TOPS

1900P SERIES LATERAL FILE TOPS

MODEL#

DIMENSIONS

FREIGHT CLASS

WT/LBS.

CUBIC FT.

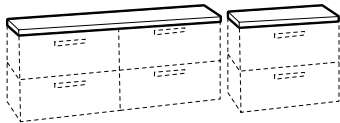
LIST PRICE

D x W x H

LATERAL FILE TOP NOTES:

Available finishes:

| | | | | | |
|-----|-----------------|-----|----------------|-----|--------------------|
| ACJ | Absolute Acajou | CGY | Custom Grey | NML | Noce Medio |
| ASN | Asian Night | DES | Dark Espresso | QTM | Quartered Mahogany |
| AWC | Avant Cherry | DWT | Designer White | SBY | Sheer Beauty |
| AWH | Avant Honey | FAS | Fashionista | SDT | Stonedust |
| BLK | Black | FCL | First Class | SOG | Storm Grey |
| BZD | Blizzard | NBL | Noce Biondo | WHE | Walnut Heights |
| BRC | Brushed Cobalt | NGL | Noce Grigio | WHC | White Chocolate |
| CMB | Clear Maple | NEL | Noce Leggero | WCR | Winter Cherry |



Lateral File Tops

| | | | | | | |
|-----------|--------|--------------------|----|-------|------|--------------|
| 30" wide | T1930 | 19.25 x 30 x 1 | 60 | 19 | .63 | \$290 |
| 36" wide | T1936 | 19.25 x 36 x 1 | 60 | 23 | .73 | \$354 |
| 42" wide | T1942 | 19.25 x 42 x 1 | 60 | 27 | .83 | \$412 |
| 60" wide | T1960 | 19.25 x 60.25 x 1 | 60 | 40 | 1.15 | \$564 |
| 72" wide | T1972 | 19.25 x 72.25 x 1 | 60 | 48 | 1.35 | \$677 |
| 84" wide | T1984 | 19.25 x 84.25 x 1 | 60 | 56 | 1.55 | \$786 |
| 90" wide | T1990 | 19.25 x 90.25 x 1 | 60 | 52 | 1 | \$883 |
| 96" wide | T1996 | 19.25 x 96.25 x 1 | 60 | 54.50 | 1.10 | \$883 |
| 108" wide | T19108 | 19.25 x 108.25 x 1 | 60 | 59 | 1.20 | \$991 |

1" thick laminate tops for placement over metal files. Coordinates with 1900 Series files. Finish options are listed above.

• *Contact Global for pricing on special size tops.*

LATERAL FILE TOPS

MODEL#

DIMENSIONS

FREIGHT CLASS

WT/LBS.

CUBIC FT.

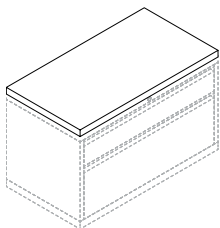
1" TOP

1.5" TOP

HP ADD

| | | | | | | | |
|----------|-------------------|-----|----|------|--------------|--------------|--------------|
| ZUFT1896 | 18.11 x 96.10 x 1 | 100 | 47 | 5.50 | \$567 | \$749 | \$377 |
| ZUFT1890 | 18.11 x 90.12 x 1 | 100 | 44 | 5.25 | \$538 | \$706 | \$353 |
| ZUFT1884 | 18.11 x 84.09 x 1 | 100 | 41 | 4.75 | \$501 | \$663 | \$329 |
| ZUFT1878 | 18.11 x 78.11 x 1 | 100 | 38 | 4.50 | \$470 | \$614 | \$310 |
| ZUFT1872 | 18.11 x 72.13 x 1 | 70 | 35 | 2.25 | \$439 | \$577 | \$285 |
| ZUFT1866 | 18.11 x 66.10 x 1 | 85 | 32 | 2.25 | \$401 | \$527 | \$261 |
| ZUFT1860 | 18.11 x 60.12 x 1 | 85 | 29 | 2 | \$372 | \$485 | \$236 |
| ZUFT1854 | 18.11 x 54.09 x 1 | 70 | 27 | 1.75 | \$334 | \$441 | \$219 |
| ZUFT1848 | 18.11 x 48.11 x 1 | 85 | 24 | 1.75 | \$299 | \$400 | \$194 |
| ZUFT1842 | 18.11 x 42.13 x 1 | 85 | 21 | 1.50 | \$267 | \$354 | \$168 |
| ZUFT1836 | 18.11 x 36.10 x 1 | 85 | 18 | 1.25 | \$236 | \$294 | \$144 |
| ZUFT1830 | 18.11 x 30.12 x 1 | 85 | 15 | 1.25 | \$206 | \$264 | \$119 |

| | | | | | | | |
|----------|-------------------|-----|----|------|--------------|--------------|--------------|
| ZUFT1996 | 19.25 x 96.10 x 1 | 100 | 50 | 5.75 | \$575 | \$761 | \$401 |
| ZUFT1990 | 19.25 x 90.12 x 1 | 100 | 47 | 5.50 | \$545 | \$720 | \$377 |
| ZUFT1984 | 19.25 x 84.09 x 1 | 100 | 44 | 5 | \$507 | \$668 | \$353 |
| ZUFT1978 | 19.25 x 78.11 x 1 | 100 | 41 | 4.75 | \$476 | \$626 | \$329 |
| ZUFT1972 | 19.25 x 72.13 x 1 | 70 | 38 | 2.50 | \$447 | \$585 | \$303 |
| ZUFT1966 | 19.25 x 66.10 x 1 | 70 | 34 | 2.25 | \$409 | \$535 | \$280 |
| ZUFT1960 | 19.25 x 60.12 x 1 | 70 | 31 | 2 | \$377 | \$489 | \$255 |
| ZUFT1954 | 19.25 x 54.09 x 1 | 85 | 27 | 2 | \$348 | \$449 | \$232 |
| ZUFT1948 | 19.25 x 48.11 x 1 | 85 | 25 | 1.75 | \$310 | \$403 | \$206 |
| ZUFT1942 | 19.25 x 42.13 x 1 | 85 | 22 | 1.50 | \$280 | \$363 | \$182 |
| ZUFT1936 | 19.25 x 36.10 x 1 | 70 | 19 | 1.25 | \$242 | \$312 | \$157 |
| ZUFT1930 | 19.25 x 30.12 x 1 | 85 | 16 | 1.25 | \$212 | \$270 | \$132 |



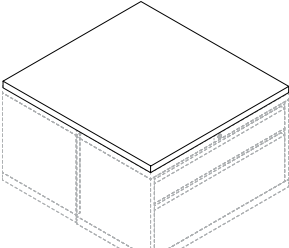
Lateral File Tops

1" thick laminate tops for placement over 1900 Series Lateral Files + Storage.

• *Contact Global for pricing on special size tops.*

Required Specifications

Laminate finish

| LATERAL FILE TOPS - BACK TO BACK | MODEL# | DIMENSIONS | FREIGHT CLASS | WT/LBS. | CUBIC FT. | 1" TOP | 1.5" TOP | HP ADD |
|---|----------|-------------------|---------------|---------|-----------|--------|----------|--------|
|  | | D x W x H | | | | | | |
| | ZUFT3696 | 36.14 x 96.10 x 1 | 100 | 93 | 9.50 | \$907 | \$1235 | \$748 |
| | ZUFT3690 | 36.14 x 90.12 x 1 | 92.5 | 88 | 8.75 | \$852 | \$1162 | \$704 |
| | ZUFT3684 | 36.14 x 84.09 x 1 | 92.5 | 82 | 7.75 | \$785 | \$1076 | \$654 |
| | ZUFT3678 | 36.14 x 78.11 x 1 | 100 | 76 | 7.75 | \$748 | \$1013 | \$613 |
| | ZUFT3672 | 36.14 x 72.13 x 1 | 100 | 70 | 7.25 | \$698 | \$920 | \$563 |
| | ZUFT3666 | 36.14 x 66.10 x 1 | 100 | 64 | 6.75 | \$630 | \$853 | \$513 |
| | ZUFT3660 | 36.14 x 60.12 x 1 | 100 | 59 | 6.25 | \$587 | \$793 | \$470 |
| | ZUFT3654 | 36.14 x 54.09 x 1 | 100 | 53 | 5.50 | \$545 | \$726 | \$422 |
| | ZUFT3648 | 36.14 x 48.11 x 1 | 100 | 47 | 5 | \$489 | \$657 | \$377 |
| | ZUFT3642 | 36.14 x 42.13 x 1 | 100 | 41 | 4.50 | \$439 | \$583 | \$329 |
| | ZUFT3636 | 36.14 x 36.10 x 1 | 70 | 35 | 2.25 | \$385 | \$510 | \$285 |
| | ZUFT3630 | 36.14 x 30.12 x 1 | 85 | 29 | 2 | \$334 | \$436 | \$236 |
| | | | | | | | | |
| | ZUFT3896 | 38.62 x 96.10 x 1 | 92.5 | 100 | 10 | \$1011 | \$1395 | \$796 |
| | ZUFT3890 | 38.62 x 90.12 x 1 | 100 | 94 | 9.50 | \$950 | \$1309 | \$748 |
| | ZUFT3884 | 38.62 x 84.09 x 1 | 100 | 87 | 8.75 | \$894 | \$1228 | \$698 |
| | ZUFT3878 | 38.62 x 78.11 x 1 | 100 | 81 | 8.25 | \$832 | \$1150 | \$648 |
| | ZUFT3872 | 38.62 x 72.13 x 1 | 100 | 75 | 7.75 | \$778 | \$1063 | \$600 |
| | ZUFT3866 | 38.62 x 66.10 x 1 | 100 | 69 | 7 | \$717 | \$982 | \$550 |
| | ZUFT3860 | 38.62 x 60.12 x 1 | 100 | 62 | 6.50 | \$661 | \$901 | \$501 |
| | ZUFT3854 | 38.62 x 54.09 x 1 | 100 | 56 | 6 | \$604 | \$816 | \$451 |
| | ZUFT3848 | 38.62 x 48.11 x 1 | 100 | 50 | 5.25 | \$545 | \$738 | \$401 |
| | ZUFT3842 | 38.62 x 42.13 x 1 | 100 | 44 | 4.75 | \$483 | \$657 | \$353 |
| | ZUFT3836 | 38.62 x 36.10 x 1 | 100 | 38 | 4.25 | \$427 | \$569 | \$303 |
| | ZUFT3830 | 38.62 x 30.12 x 1 | 100 | 31 | 3.75 | \$367 | \$492 | \$255 |

Lateral File Tops - Back to Back

- 1" thick laminate tops for placement over back-to-back metal filing + storage.
- Use ZUFT36xx models for 18"D laterals back-to-back
 - Use ZUFT38xx models for 19.25"D laterals back-to-back
 - Contact Global for pricing on special size tops.

Required Specifications

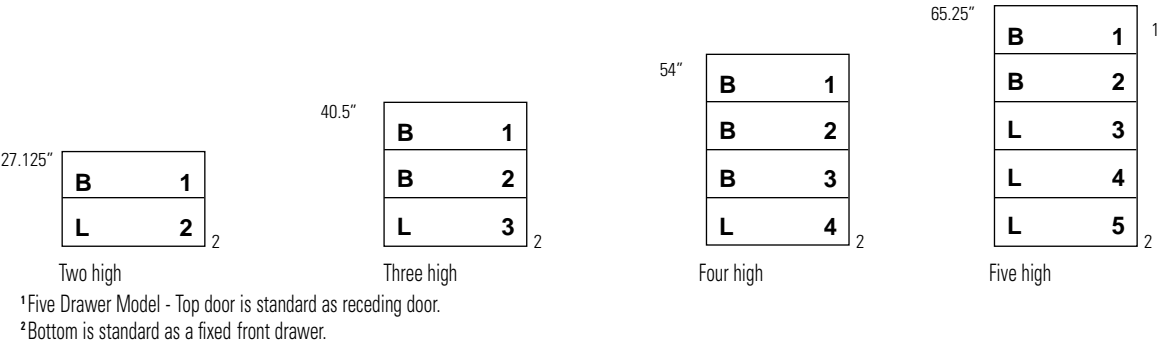
Laminate finish

L 9300/9300P LATERAL FILES

9300 / 9300P OPENING LOCATION SPECIFICATIONS

D x W x H

Available in Fixed Drawer or Receding Door with Roll-out Shelf. THE POSITION OF "B" & "L" OPENINGS CAN NOT BE MODIFIED FROM THE PICTURE AS SHOWN



9300 SERIES FILE OPENINGS

| | | |
|--|---|---|
| "B" Opening (Fixed Front) Binder Height 113.312" high drawer to accommodate letter and legal documents, and EDP "2" point suspended binders. | "B" Opening (Receding Door) Binder Height 13.312" high door with either fixed or roll-out shelf to accommodate letter and legal documents, standard three-ring binders and EDP "2" point suspended binders. | "L" Opening (Fixed Front or Receding Door) Letter Height 11.187" high fixed front drawer or receding door with either fixed or roll-out shelf to accommodate letter and legal documents |
|--|---|---|

INTERIOR CLEAR OPENING HEIGHT & DEPTH DIMENSIONS

| | | |
|--|--|--|
| "B" Opening Binder Height | "L" Opening Letter Height | "B" & "L" Openings Binder & Letter Height |
| Fixed front drawer 13" | Fixed front drawer 10.875" | Drawer - depth 15.75" |
| Receding door and roll-out shelf 12.125" | Receding door and roll-out shelf 10" | Roll-out shelf - depth 15.75" |
| Receding door and fixed shelf 11.75" | Receding door and fixed shelf 9.625" | Fixed shelf - depth 16" |
| Fixed shelf and no receding door 12.75" | Fixed shelf and no receding door 10.625" | |

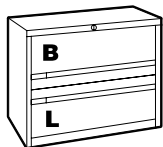
| | | |
|--------------------------------|----------------------------------|--|
| Required Specifications | Optional Specifications | Accessories |
| Paint finish | Counterweight Key alike/key # | Front-to-back file bars Plate dividers Extra or replacement keys, or keys + core available |

</

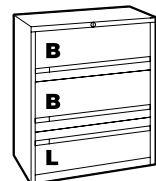
| Required Specifications | Optional Specifications | Accessories |
|-------------------------|----------------------------------|--|
| Paint finish | Counterweight Key alike/key # | Front-to-back file bars Plate dividers Extra or replacement keys, or keys + core available |

L 9300P LATERAL FILES

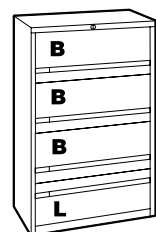
9300P SERIES - RECEDING DRAWERS



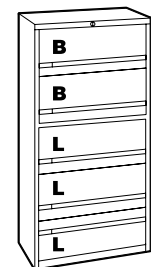
2 Drawer Lateral File



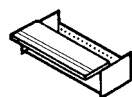
3 Drawer Lateral File



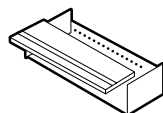
4 Drawer Lateral File



5 Drawer Lateral File



Converter



Receding Door & Roll-Out Shelf Converter

| MODEL# | DIMENSIONS D x W x H | FREIGHT CLASS | WT/LBS. | CUBIC FT. | LIST PRICE |
|------------|-------------------------|---------------|---------|-----------|---------------|
| 9330P-2R1H | 18 x 30 x 27.12 | 100 | 103 | 12 | \$1029 |
| 9336P-2R1H | 18 x 36 x 27.12 | 125 | 110 | 14 | \$1119 |
| 9342P-2R1H | 18 x 42 x 27.12 | 125 | 118 | 17 | \$1238 |

One receding door with roll-out shelf. Bottom drawer fixed front. Side-to-side hanging file bars included.

| | | | | | |
|------------|----------------|-----|-----|----|---------------|
| 9330P-3R1H | 18 x 30 x 40.5 | 100 | 138 | 17 | \$1332 |
| 9336P-3R1H | 18 x 36 x 40.5 | 125 | 156 | 21 | \$1474 |
| 9342P-3R1H | 18 x 42 x 40.5 | 125 | 174 | 24 | \$1638 |

Two receding doors with roll-out shelves. Bottom drawer fixed front. Side-to-side hanging file bars included.

| | | | | | |
|------------|--------------|-----|-----|----|---------------|
| 9330P-4R1H | 18 x 30 x 54 | 125 | 175 | 23 | \$1750 |
| 9336P-4R1H | 18 x 36 x 54 | 125 | 197 | 27 | \$1906 |
| 9342P-4R1H | 18 x 42 x 54 | 125 | 220 | 31 | \$2165 |

Three receding doors with roll-out shelves. Bottom drawer fixed front. Side-to-side hanging file bars included.

| | | | | | |
|------------|-----------------|-----|-----|----|---------------|
| 9330P-5R1H | 18 x 30 x 65.25 | 125 | 215 | 27 | \$2151 |
| 9336P-5R1H | 18 x 36 x 65.25 | 125 | 245 | 32 | \$2385 |
| 9342P-5R1H | 18 x 42 x 65.25 | 125 | 275 | 37 | \$2643 |

Four receding doors with roll-out shelves. Bottom drawer fixed front. Side-to-side hanging file bars included.

| | | | | | |
|-------|-------|----|----|----|-----|
| FSC30 | 30" w | -- | -- | -- | N/C |
| FSC36 | 36" w | -- | -- | -- | N/C |
| FSC42 | 42" w | -- | -- | -- | N/C |

Converts top drawer on 5 drawer model to fixed slotted shelf with a receding door.

| | | | | | |
|-------|-------|----|----|----|-------------|
| RRC30 | 30" w | -- | -- | -- | \$83 |
| RRC36 | 36" w | -- | -- | -- | \$83 |
| RRC42 | 42" w | -- | -- | -- | \$83 |

Applies to receding door file cabinets only. Bottom drawer only. Must be factory installed.

- Specials available. Call for pricing.

Required Specifications

Metal Finish


Optional Specifications

Counterweight


Accessories

Front to Back File Bars
Plate Dividers

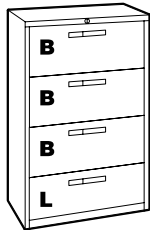
9300 SERIES - FIXED DRAWERS



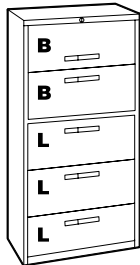
2 Drawer Lateral File



3 Drawer Lateral File



4 Drawer Lateral File



5 Drawer Lateral File



Posting Shelf

| MODEL# | DIMENSIONS | FREIGHT CLASS | WT/LBS. | CUBIC FT. | LIST PRICE |
|--------|------------|---------------|---------|-----------|------------|
|--------|------------|---------------|---------|-----------|------------|

D x W x H

| | | | | | |
|-----------|-----------------|-----|-----|----|---------------|
| 9330-2F1H | 18 x 30 x 27.12 | 100 | 103 | 12 | \$903 |
| 9336-2F1H | 18 x 36 x 27.12 | 125 | 110 | 14 | \$985 |
| 9342-2F1H | 18 x 42 x 27.12 | 125 | 118 | 17 | \$1111 |

Two fixed front drawers. Side-to-side hanging file bars included.

| | | | | | |
|-----------|----------------|-----|-----|----|---------------|
| 9330-3F1H | 18 x 30 x 40.5 | 100 | 138 | 17 | \$1180 |
| 9336-3F1H | 18 x 36 x 40.5 | 125 | 156 | 21 | \$1307 |
| 9342-3F1H | 18 x 42 x 40.5 | 125 | 174 | 24 | \$1447 |

Three fixed front drawers. Side-to-side hanging file bars included.

| | | | | | |
|-----------|--------------|-----|-----|----|---------------|
| 9330-4F1H | 18 x 30 x 54 | 125 | 175 | 23 | \$1489 |
| 9336-4F1H | 18 x 36 x 54 | 125 | 197 | 27 | \$1640 |
| 9342-4F1H | 18 x 42 x 54 | 125 | 220 | 31 | \$1870 |

Four fixed front drawers. Side-to-side hanging file bars included.

| | | | | | |
|-----------|-----------------|-----|-----|----|---------------|
| 9330-5F1H | 18 x 30 x 65.25 | 125 | 215 | 27 | \$1882 |
| 9336-5F1H | 18 x 36 x 65.25 | 125 | 245 | 32 | \$2065 |
| 9342-5F1H | 18 x 42 x 65.25 | 125 | 275 | 37 | \$2329 |

Four fixed front drawers plus top drawer with receding door and roll-out shelf. Side-to-side hanging file bars included.

| | | | | | |
|--------|----|----|----|----|--------------|
| 93PS30 | -- | -- | -- | -- | \$90 |
| 93PS36 | -- | -- | -- | -- | \$103 |
| 93PS42 | -- | -- | -- | -- | \$112 |

Available in 5 drawer only between 2nd and 3rd opening. Must be factory installed.

Required Specifications

Metal Finish

Optional Specifications

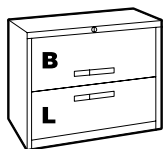
Counterweight

Accessories


Front to Back File Bars
Plate Dividers

L 9300 LATERAL FILES

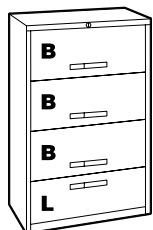
9300 SERIES - RECEDING DRAWERS



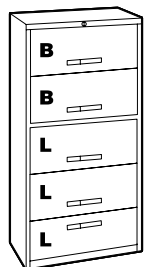
2 Drawer Lateral File



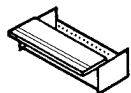
3 Drawer Lateral File



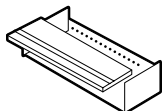
4 Drawer Lateral File



5 Drawer Lateral File



Converter



Receding Door & Roll-Out Shelf Converter

| MODEL# | DIMENSIONS D x W x H | FREIGHT CLASS | WT/LBS. | CUBIC FT. | LIST PRICE |
|-----------|-------------------------|---------------|---------|-----------|---------------|
| 9330-2R1H | 18 x 30 x 27.12 | 100 | 103 | 12 | \$1029 |
| 9336-2R1H | 18 x 36 x 27.12 | 125 | 110 | 14 | \$1119 |
| 9342-2R1H | 18 x 42 x 27.12 | 125 | 118 | 17 | \$1238 |

One receding door with roll-out shelf. Bottom drawer fixed front. Side-to-side hanging file bars included.

| | | | | | |
|-----------|----------------|-----|-----|----|---------------|
| 9330-3R1H | 18 x 30 x 40.5 | 100 | 138 | 17 | \$1332 |
| 9336-3R1H | 18 x 36 x 40.5 | 125 | 156 | 21 | \$1474 |
| 9342-3R1H | 18 x 42 x 40.5 | 125 | 174 | 24 | \$1638 |

Two receding doors with roll-out shelves. Bottom drawer fixed front. Side-to-side hanging file bars included.

| | | | | | |
|-----------|--------------|-----|-----|----|---------------|
| 9330-4R1H | 18 x 30 x 54 | 125 | 175 | 23 | \$1750 |
| 9336-4R1H | 18 x 36 x 54 | 125 | 197 | 27 | \$1906 |
| 9342-4R1H | 18 x 42 x 54 | 125 | 220 | 31 | \$2165 |

Three receding doors with roll-out shelves. Bottom drawer fixed front. Side-to-side hanging file bars included.

| | | | | | |
|-----------|-----------------|-----|-----|----|---------------|
| 9330-5R1H | 18 x 30 x 65.25 | 125 | 215 | 27 | \$2260 |
| 9336-5R1H | 18 x 36 x 65.25 | 125 | 245 | 32 | \$2385 |
| 9342-5R1H | 18 x 42 x 65.25 | 125 | 275 | 37 | \$2643 |

Four receding doors with roll-out shelves. Bottom drawer fixed front. Side-to-side hanging file bars included.

| | | | | | |
|-------|-------|----|----|----|-----|
| FSC30 | 30" w | -- | -- | -- | N/C |
| FSC36 | 36" w | -- | -- | -- | N/C |
| FSC42 | 42" w | -- | -- | -- | N/C |

Converts top drawer on 5 drawer model to fixed slotted shelf with a receding door.

| | | | | | |
|-------|-------|----|----|----|-------------|
| RRC30 | 30" w | -- | -- | -- | \$83 |
| RRC36 | 36" w | -- | -- | -- | \$83 |
| RRC42 | 42" w | -- | -- | -- | \$83 |

Applies to receding door file cabinets only. Bottom drawer only. Must be factory installed.

- Specials available. Call for pricing.

Required Specifications

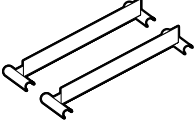

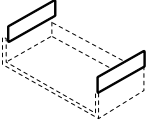
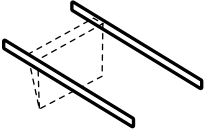

Metal Finish

Optional Specifications

Counterweight

Accessories

Front to Back File Bars
Plate Dividers

| 9300 - LATERAL FILE ACCESSORIES | MODEL# | DIMENSIONS | FREIGHT CLASS | WT/LBS. | CUBIC FT. | FAB. GRD. | LIST PRICE |
|--|---|----------------|---------------|---------|-----------|-----------|---------------|
|  <p>Front-to-Back Hanging File Bars for 9300 and 1900 Series Lateral Files</p> | D x W x H | | | | | | |
| | FBB | -- x 15.2 x -- | 70 | 1 | .10 | | \$30 |
| | FBB-50 | -- x 15.2 x -- | 60 | 50 | .50 | | \$910 |
| | FBB-100 | -- x 15.2 x -- | 60 | 100 | 2.71 | | \$1666 |
| | <p>Includes two bars. Grey. FBB is one pair; FBB-50 is fifty pairs; FBB-100 is 100 pairs.</p> <ul style="list-style-type: none"> Not recommended for "L" opening with receding door and roll-out shelves. | | | | | | |
|  <p>Plate Dividers for 9300 and 1900 Series Lateral Files</p> | PD | -- | 60 | 4 | .10 | | \$43 |
| | <p>Three per package. EFC (environmentally friendly color - a variable charcoal-like color as a result of the use of recycled finishing materials). Suitable for End Tab filing.</p> | | | | | | |
|  <p>Side Adapters for 9300 and 1900 series</p> | EDPS | -- | 60 | 3 | .10 | | \$53 |
| | <p>One pair. Grey. For two point suspension printout style binders. Must be used with side-to-side file bars. One pair required for each drawer.</p> <ul style="list-style-type: none"> Not recommended in receding door applications. | | | | | | |
|  <p>Side-to-Side Hanging File Bars for 9300 and 1900 Series Lateral Files</p> | HBF30 | 30 w | 60 | 4 | .10 | | \$53 |
| | HBF36 | 36 w | 60 | 4 | .10 | | \$53 |
| | HBF42 | 42 w | 60 | 4 | .10 | | \$53 |
| | <p>One pair. Grey. For 30", 36" or 42" widths. Included in standard product.</p> | | | | | | |
|  <p>Extra Key for 9300 and 1900 Series Files</p> | EK93 | -- | -- | -- | -- | | \$20 |
| | <p>Specify core #. Key range W401-W550.</p> | | | | | | |

Required Specifications

Metal finish
Key/lock option

Optional Specifications

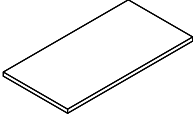
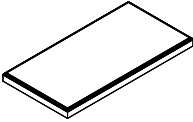
Counterweight (W2)

Accessories

Front to back file bars
Plate dividers

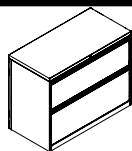
L

LATERAL FILES

| LATERAL FILE CUSHIONS | MODEL# | DIMENSIONS | FREIGHT CLASS | WT/LBS. | CUBIC FT. | GR.1 | GR. 2 | GR. 3 | GR. 4 |
|--|---|-------------|---------------|---------|-----------|-------|-------|-------|-------|
|  Lateral File Cushion | | D x W x H | | | | | | | |
| | CUSHION-18X30X1 | 18 x 30 x 1 | 150 | 7 | 1.30 | \$256 | \$293 | \$321 | \$362 |
| | CUSHION-18X36X1 | 18 x 36 x 1 | 150 | 7 | 1.60 | \$286 | \$322 | \$351 | \$392 |
| | CUSHION-18X42X1 | 18 x 42 x 1 | 150 | 4 | 1.60 | \$305 | \$342 | \$370 | \$411 |
| 1" thick single stitched cushions for lateral files. Rectilinear design on all sides. Available in all standard Global seating fabrics. Attached with supplied Velcro fasteners. | | | | | | | | | |
|  Lateral File Cushion | CUSHION-18X30X2 | 18 x 30 x 2 | 150 | 5 | 1 | \$282 | \$319 | \$348 | \$389 |
| | CUSHION-18X36X2 | 18 x 36 x 2 | 150 | 7 | 1.60 | \$315 | \$353 | \$382 | \$421 |
| | CUSHION-18X42X2 | 18 x 42 x 2 | 150 | 7 | 1.60 | \$336 | \$372 | \$402 | \$442 |
| | 2" thick single stitched cushions for lateral files. Waterfall edge on front and back. Available in all standard Global seating fabrics. Attached with supplied Velcro fasteners. | | | | | | | | |

| | | |
|--------------------------------|--------------------------------|-------------------------|
| Required Specifications | Optional Specifications | Accessories |
| Metal finish | Counterweight (W2) | Front to back file bars |
| Key/lock option | | Plate dividers |

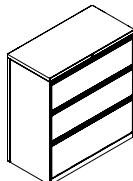
PRIME LATERAL FILES

**2 Drawer Lateral File**

| MODEL# | DIMENSIONS D x W x H | FREIGHT CLASS | WT/LBS. | CUBIC FT. | LIST PRICE |
|--------------|-------------------------|---------------|---------|-----------|---------------|
| GULF20G1830P | 18 x 30 x 28 | 100 | 98.7 | 10.5 | \$1050 |
| GULF20G1836P | 18 x 36 x 28 | 100 | 114.4 | 12.5 | \$1114 |
| GULF20G1842P | 18 x 42 x 28 | 100 | 129.4 | 14.5 | \$1284 |

Fixed front file drawers, top drawer front 11.2"H (interior 10.6"H) bottom drawer front 13.6"H (interior 12.5"H). Locking. Side to side hanging bars included. Ships assembled in one carton.


- Add **\$245** for counterweight (**W2**)
- Add **\$272** for individually locking drawers (**KID**)

**3 Drawer Lateral File**

| | | | | | |
|--------------|----------------|-----|-------|------|---------------|
| GULF30G1830P | 18 x 30 x 39.2 | 100 | 127.9 | 14.5 | \$1357 |
| GULF30G1836P | 18 x 36 x 39.2 | 100 | 147.6 | 17.2 | \$1484 |
| GULF30G1842P | 18 x 42 x 39.2 | 100 | 167.5 | 20 | \$1696 |

Fixed front file drawers, top & middle drawer front 11.2"H (interior 10.6"H) bottom drawer front 13.6"H (interior 12.5"H). Locking. Side to side hanging bars included. Ships assembled in one carton.

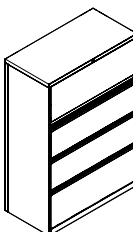
- Add **\$213** for counterweight (**W2**)
- Add **\$548** for individually locking drawers (**KID**)

**4 Drawer Lateral File - Fixed Front**

| | | | | | |
|--------------|----------------|-----|-------|------|---------------|
| GULF40G1830P | 18 x 30 x 49.6 | 100 | 159.1 | 18.2 | \$1732 |
| GULF40G1836P | 18 x 36 x 49.6 | 100 | 183.4 | 21.6 | \$1898 |
| GULF40G1842P | 18 x 42 x 49.6 | 100 | 208.5 | 25.1 | \$2154 |

Fixed front file drawers, top drawer front 10.4" (interior 9.8"H) , second and third drawers 11.2"H (interior 10.6"H) bottom drawer front 13.6"H (interior 12.5"H). Locking. Side to side hanging bars included. Ships assembled one carton

- Add **\$181** for counterweight (**W2**)
- Add **\$820** for individually locking drawers (**KID**)

**4 Drawer Lateral File
1 Receding Door / 3 Fixed Front**

| | | | | | |
|--------------|----------------|-----|-------|------|---------------|
| GULF40H1830P | 18 x 30 x 53.6 | 100 | 171.9 | 19.6 | \$1804 |
| GULF40H1836P | 18 x 36 x 53.6 | 100 | 198.2 | 23.3 | \$1970 |
| GULF40H1842P | 18 x 42 x 53.6 | 100 | 225.3 | 27 | \$2211 |

Top opening receding door + roll-out shelf 14.4"H front, accepts binder height; fixed front drawers second and third drawers 11.2"H (interior 10.6"H) bottom drawer front 13.6"H (interior 12.5"H). Locking. Side to side hanging bars included. Ships assembled one carton.

- Add **\$181** for counterweight (**W2**)
- Add **\$820** for individually locking drawers (**KID**)

Required Specifications

Metal finish
Key/lock option

Optional Specifications

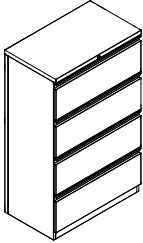

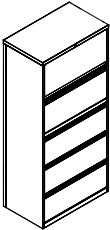
Counterweight (W2)
Individually locking drawers (KID)

Accessories

Front to back file bars
Plate dividers

L

PRIME LATERAL FILES

| PRIME LATERAL FILES | MODEL# | DIMENSIONS | FREIGHT CLASS | WT/LBS. | CUBIC FT. | LIST PRICE |
|---|--------------|----------------|---------------|---------|-----------|------------|
|  | | D x W x H | | | | |
| | GULF50P1830P | 18 x 30 x 65.6 | 100 | 208.9 | 23.9 | \$2292 |
| | GULF50P1836P | 18 x 36 x 65.6 | 100 | 239.9 | 28.4 | \$2357 |
| | GULF50P1842P | 18 x 42 x 65.6 | 100 | 272.7 | 32.9 | \$2718 |
|  | | | | | | |
| | GULF50G1830P | 18 x 30 x 69.6 | 100 | 221.6 | 25.3 | \$2231 |
| | GULF50G1836P | 18 x 36 x 69.6 | 100 | 254.5 | 30.1 | \$2283 |
| | GULF50G1842P | 18 x 42 x 69.6 | 100 | 289.3 | 34.9 | \$2501 |
|  | | | | | | |
| | GULF51P1830P | 18 x 30 x 65.6 | 100 | 208.9 | 23.9 | \$2524 |
| | GULF51P1836P | 18 x 36 x 65.6 | 100 | 239.9 | 28.4 | \$2596 |
| | GULF51P1842P | 18 x 42 x 65.6 | 100 | 272.7 | 32.9 | \$2965 |

5 Drawer Lateral File
1 Receding Door / 4 Fixed Front

Top opening receding door + roll-out shelf 14.4"H front, accepts binder height; fixed front drawers below - second 12.8"H (interior 12.2"H), third, fourth and bottom 11.2"H (interior 10.6"H); bottom drawer front 13.6"H (interior 12.5"H). Locking. Side-to-side hanging bars included. Ships assembled in one carton.

- Add **\$147** for counterweight (W2)
- Add **\$1096** for individually locking drawers (KID)

5 Drawer Lateral File
2 Receding Doors / 3 Fixed Front

Top two openings receding door + roll-out shelf 14.4"H front, accepts binder height; fixed front drawers third and fourth drawers 11.2"H (interior 10.6"H) bottom drawer front 13.6"H (interior 12.5"H). Locking. Side-to-side hanging bars included. Ships assembled in one carton.

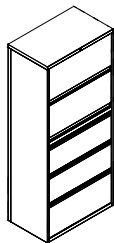

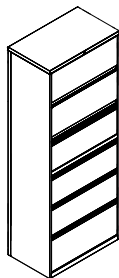
- Add **\$147** for counterweight (W2)

5 Drawer Lateral File w/posting shelf
1 Receding Door / 4 Fixed Front

Top opening receding door + roll-out shelf 14.4"H front, accepts binder height; fixed front drawers below - second 12.8"H (interior 12.2"H), third, fourth and bottom 11.2"H (interior 10.6"H); bottom drawer front 13.6"H (interior 12.5"H). Locking. Side-to-side hanging bars included. Ships assembled in one carton.

- Add **\$147** for counterweight (W2)
- Add **\$1096** for individually locking drawers (KID)

| Required Specifications | Optional Specifications | Accessories |
|---------------------------------|--|---|
| Metal finish Key/lock option | Counterweight (W2) Individually locking drawers (KID) | Front to back file bars Plate dividers |

| PRIME LATERAL FILES | | MODEL# | DIMENSIONS | FREIGHT CLASS | WT/LBS. | CUBIC FT. | LIST PRICE |
|--|---|---|----------------|---------------|---------|-----------|---------------|
|  | 5 Drawer Lateral File w/posting shelf 2 Receding Doors / 3 Fixed Front | D x W x H | | | | | |
| | | GULF51G1830P | 18 x 30 x 65.6 | 100 | 221.6 | 25.3 | \$2463 |
| | | GULF51G1836P | 18 x 36 x 65.6 | 100 | 254.5 | 30.1 | \$2522 |
| | | GULF51G1842P | 18 x 42 x 65.6 | 100 | 289.3 | 34.9 | \$2748 |
| | | Top two openings receding door + roll-out shelf 14.4"H front, accepts binder height; fixed front drawers third and fourth drawer 11.2"H (interior 10.6"H) bottom drawer front 13.6"H (interior 12.5"H). Posting shelf below second opening. Locking. Side to side hanging bars included. Ships assembled in one carton. | | | | | |
| | | • Add \$147 for counterweight (W2) | | | | | |
|  | 6 Drawer Lateral File 2 Receding Doors / 4 Fixed Front | GULF60G1830P | 18 x 30 x 77.6 | 100 | 247.4 | 28.1 | \$2897 |
| | | GULF60G1836P | 18 x 36 x 77.6 | 100 | 283.8 | 33.5 | \$3111 |
| | | GULF60G1842P | 18 x 42 x 77.6 | 100 | 322.98 | 38.8 | \$3415 |
| | | Top two openings receding door + roll-out shelf 14.4"H front, accepts binder height; fixed front drawers third, fourth and fifth drawers 11.2"H (interior 10.6"H) bottom drawer front 13.6"H (interior 12.5"H). Locking. Ships assembled one carton | | | | | |
| | | • Add \$147 for counterweight (W2) | | | | | |
|  | 6 Drawer Lateral File w/posting shelf 2 Receding Doors / 4 Fixed Front | GULF61G1830P | 18 x 30 x 77.6 | 100 | 247.4 | 28.1 | \$3129 |
| | | GULF61G1836P | 18 x 36 x 77.6 | 100 | 283.8 | 33.5 | \$3350 |
| | | GULF61G1842P | 18 x 42 x 77.6 | 100 | 322.98 | 38.8 | \$3662 |
| | | Top two openings receding door + roll-out shelf 14.4"H front, accepts binder height; fixed front drawers third, fourth and fifth drawers 11.2"H (interior 10.6"H) bottom drawer front 13.6"H (interior 12.5"H). Posting shelf below third opening. Locking. Ships assembled in one carton. | | | | | |
| | | • Add \$147 for counterweight (W2) | | | | | |

Required Specifications

Metal finish
Key/lock option

Optional Specifications

Counterweight (W2)
Individually locking drawers (KID)

Accessories

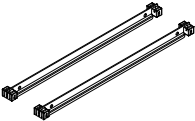
Front to back file bars
Plate dividers

L PRIME LATERAL FILES

PRIME LATERAL FILE ACCESSORIES

MODEL# DIMENSIONS FREIGHT CLASS WT/LBS. CUBIC FT. LIST PRICE

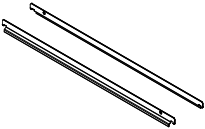
D x W x H



Front to Back File Bars
for Prime series lateral files

| | | | | | |
|-----------|--------------|----|---|------|-------------|
| GULFA0718 | 17.3 x 1 x 1 | 70 | 1 | 0.04 | \$30 |
|-----------|--------------|----|---|------|-------------|

Includes two bars; finish eco-grey.



Side-to-Side Hanging File Bars
for Prime series lateral files

| | | | | | |
|---------|------------------|----|-----|------|-------------|
| GULFA01 | 27.5 x 0.5 x 1.3 | 60 | 2 | 0.03 | \$53 |
| GULFA02 | 33.5 x 0.5 x 1.3 | 60 | 2.4 | 0.04 | \$53 |
| GULFA03 | 39.5 x 0.5 x 1.3 | 60 | 2.8 | 0.05 | \$53 |

One pair. Grey. For 30", 36" or 42" widths. Included in standard product.

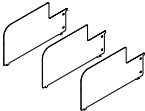
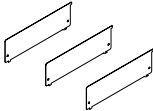


Plate Dividers
for Prime series lateral files

| | | | | | |
|-----------|--------------------|----|---|------|-------------|
| GULFA1018 | 13.25 x 0.2 x 7.25 | 60 | 4 | 0.07 | \$43 |
|-----------|--------------------|----|---|------|-------------|

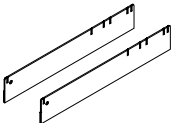
Three per package. For use with Prime series lateral files.



Half Height Plate Dividers
for Prime series lateral files

| | | | | | |
|-----------|-------------------|----|-----|------|--------------|
| GULFA2418 | 13.5 x 0.2 x 3.95 | 60 | 2.2 | 0.04 | \$164 |
|-----------|-------------------|----|-----|------|--------------|

Three per package. For use with Prime series lateral files.



Side Adapters for Prime Series files

| | | | | | |
|-----------|--------------------|----|-----|------|--------------|
| GULFA2018 | 16.5 x 0.15 x 2.66 | 60 | 2.5 | 0.02 | \$164 |
|-----------|--------------------|----|-----|------|--------------|

One pair. Grey. Extends side height of lateral file drawers by 1"



Extra Key
for Prime Series Files

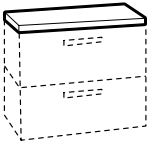
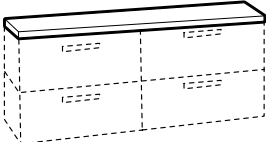
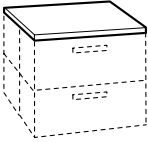
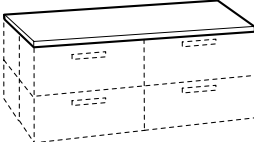

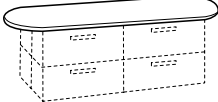


| | | | | | |
|------|----|----|-----|------|-------------|
| GUKY | -- | 70 | 0.4 | 0.01 | \$20 |
|------|----|----|-----|------|-------------|

Specify key range 401-550.

| | | | | | |
|------|----|----|-----|------|-------------|
| GUKY | -- | 70 | 0.4 | 0.01 | \$20 |
|------|----|----|-----|------|-------------|

Specify key range 401-550.

Replacement lock core and key
for Prime Series Files

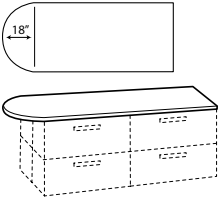
| LATERAL FILE TOPS | MODEL# | DIMENSIONS | FREIGHT CLASS | WT/LBS. | CUBIC FT. | LIST PRICE |
|--|---|-----------------|---------------|----------------|-----------|--------------------|
| D x W x H | | | | | | |
| LATERAL FILE TOP NOTES:   | Available finishes: | | | | | |
| | ACJ | Absolute Acajou | CGY | Custom Grey | NML | Noce Medio |
| | ASN | Asian Night | DES | Dark Espresso | QTM | Quartered Mahogany |
| | AWC | Avant Cherry | DWT | Designer White | SBY | Sheer Beauty |
| | AWH | Avant Honey | FAS | Fashionista | SDT | Stonedust |
| | BLK | Black | FCL | First Class | SOG | Storm Grey |
| | BZD | Blizzard | NBL | Noce Biondo | WHE | Walnut Heights |
| | BRC | Brushed Cobalt | NGL | Noce Grigio | WHC | White Chocolate |
| | CMB | Clear Maple | NEL | Noce Leggero | WCR | Winter Cherry |
| | | | | | | |
| Lateral File Tops   | D x W x H | | | | | |
| | 30" wide | T1830 | 18 x 30 x 1 | 70 | 15 | 1 \$218 |
| | 36" wide | T1836 | 18 x 36 x 1 | 70 | 18 | 1 \$262 |
| | 42" wide | T1842 | 18 x 42 x 1 | 70 | 21 | 1 \$304 |
| | 60" wide | T1860 | 18 x 60 x 1 | 70 | 30 | 2 \$430 |
| | 72" wide | T1872 | 18 x 72 x 1 | 70 | 36 | 2 \$510 |
| | 84" wide | T1884 | 18 x 84 x 1 | 70 | 42 | 2 \$593 |
| | 90" wide | T1890 | 18 x 90 x 1 | 65 | 45 | 2 \$664 |
| | 96" wide | T1896 | 18 x 96 x 1 | 60 | 50.25 | 1 \$664 |
| | 108" wide | T18108 | 18 x 108 x 1 | 70 | 54 | 3 \$737 |
| 1" thick laminate tops for placement over metal files or File Taxi. Coordinates with Global desking. Finish options are listed above. | | | | | | |
| • Contact Global for pricing on special size tops. | | | | | | |
| Lateral File Tops - Back to Back   | 30" wide | T3630 | 36 x 30 x 1 | 60 | 32 | .65 \$414 |
| | 36" wide | T3636 | 36 x 36 x 1 | 60 | 34.25 | .75 \$496 |
| | 42" wide | T3642 | 36 x 42 x 1 | 60 | 36.50 | .90 \$582 |
| | 60" wide | T3660 | 36 x 60 x 1 | 60 | 41 | 1.25 \$827 |
| | 72" wide | T3672 | 36 x 72 x 1 | 60 | 45.25 | 1.50 \$991 |
| | 84" wide | T3684 | 36 x 84 x 1 | 65 | 49.50 | 1.75 \$1157 |
| | 90" wide | T3690 | 36 x 90 x 1 | 65 | 51.75 | 1.90 \$1323 |
| | 96" wide | T3696 | 36 x 96 x 1 | 65 | 54 | 2 \$1323 |
| | 108" wide | T36108 | 36 x 108 x 1 | 65 | 58.25 | 2.25 \$1483 |
| | 1" thick laminate tops for placement over back-to-back metal files. Coordinates with Global casegoods. Finish options are listed above. | | | | | |
| • Contact Global for pricing on special size tops. | | | | | | |
| Lateral File Tops - Racetrack with 18" radius   | 96" wide | T3696R | 36 x 96 x 1 | 60 | 71.50 | 2 \$1323 |
| | 108" wide | T36108R | 36 x 108 x 1 | 60 | 112 | 2.25 \$1483 |
| | 120" wide | T36120R | 36 x 120 x 1 | 60 | 123 | 2.50 \$1651 |
| 1" thick laminate tops for placement over metal files or File Taxi. Coordinates with Global casegoods. Finish options are listed above. | | | | | | |
| • Contact Global for pricing on special size tops. | | | | | | |

Required Specifications

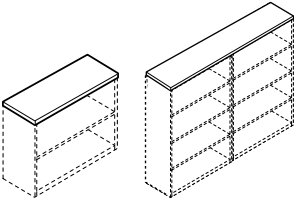
Laminate finish

L LATERAL FILES

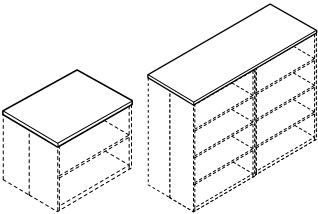
LATERAL FILE TOPS



Lateral File Tops - D-Top w/18" radius



Laminate Tops for bookcases



Laminate Tops for bookcases

| | MODEL# | DIMENSIONS | FREIGHT CLASS | WT/LBS. | CUBIC FT. | LIST PRICE |
|-----------|-----------|-------------|---------------|---------|-----------|---------------|
| | D x W x H | | | | | |
| 48" wide | T3648D | 36 x 48 x 1 | 60 | 50 | 1 | \$664 |
| 54" wide | T3654D | 36 x 54 x 1 | 60 | 56 | 1.15 | \$827 |
| 60" wide | T3660D | 36 x 60 x 1 | 60 | 62 | 1.25 | \$827 |
| 78" wide | T3678D | 36 x 78 x 1 | 60 | 81 | 1.65 | \$1157 |
| 90" wide | T3690D | 36 x 90 x 1 | 60 | 94 | 1.90 | \$1323 |
| 102" wide | T36102D | 36 x 102 1 | 60 | 106.75 | 2.15 | \$1651 |

1" thick laminate tops for placement over metal files or File Taxi. Coordinates with Global casegoods. Finish options are listed above.

- *Contact Global for pricing on special size tops.*

| | | | | | | |
|----------|-------|-------------|----|-------|-----|--------------|
| 30" wide | T1330 | 13 x 30 x 1 | 60 | 11.50 | .25 | \$209 |
| 36" wide | T1336 | 13 x 36 x 1 | 60 | 13.75 | .27 | \$254 |
| 42" wide | T1342 | 13 x 42 x 1 | 60 | 15.75 | .30 | \$334 |
| 60" wide | T1360 | 13 x 60 x 1 | 60 | 20 | .45 | \$414 |
| 72" wide | T1372 | 13 x 72 x 1 | 60 | 24 | .55 | \$496 |
| 84" wide | T1384 | 13 x 84 x 1 | 60 | 28 | .65 | \$664 |

1" thick laminate tops for placement over metal bookcases. Coordinates with Global casegoods. Finish options are listed above.

- *Contact Global for pricing on special size tops.*


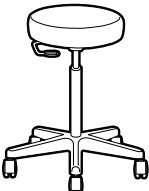
| | | | | | | |
|----------|-------|-------------|----|-------|------|---------------|
| 30" wide | T2630 | 26 x 30 x 1 | 60 | 22.50 | .45 | \$346 |
| 36" wide | T2636 | 26 x 36 x 1 | 60 | 27 | .54 | \$414 |
| 42" wide | T2642 | 26 x 42 x 1 | 60 | 31 | .60 | \$552 |
| 60" wide | T2660 | 26 x 60 x 1 | 60 | 45 | .90 | \$690 |
| 72" wide | T2672 | 26 x 72 x 1 | 60 | 54 | 1.10 | \$827 |
| 84" wide | T2684 | 26 x 84 x 1 | 60 | 63 | 1.30 | \$1102 |

1" thick laminate tops for placement over metal bookcases. Coordinates with Global casegoods. Finish options are listed above.

- *Contact Global for pricing on special size tops.*

Required Specifications

Laminate finish

| FILE BUDDY | MODEL# | DIMENSIONS | FREIGHT CLASS | WT/LBS. | CUBIC FT. | GRADE | LIST | GRADE | LIST |
|---|--------|----------------|---------------|---------|-----------|--|-------|-------|--------|
|  File Buddy Swivel Stool | 1105 | 14 x 14 x 18.5 | 125 | 19 | 2.90 | 1 | \$418 | 7 | \$602 |
| | | | | | | 2 | \$447 | 8 | \$680 |
| | | | | | | 3 | \$468 | 9 | \$714 |
| | | | | | | 4 | \$502 | 10 | \$784 |
| | | | | | | 5 | \$546 | 11 | \$881 |
| | | | | | | 6 | \$570 | 12 | \$1001 |
| | | | | | | 5" pneumatic adjustable height stool from 16¼" to 21¼" . Black, 5-legged, injection molded base. 14" diameter seat. C65 casters are standard. Shipped RTA (ready to assemble). COM Yardage: 0.75. | | | |
|  File Buddy Swivel Stool | 1110 | 14 x 14 x 27.5 | 125 | 20 | 2.90 | 1 | \$490 | 7 | \$672 |
| | | | | | | 2 | \$515 | 8 | \$749 |
| | | | | | | 3 | \$538 | 9 | \$784 |
| | | | | | | 4 | \$574 | 10 | \$854 |
| | | | | | | 5 | \$616 | 11 | \$952 |
| | | | | | | 6 | \$640 | 12 | \$1073 |
| | | | | | | 5" pneumatic adjustable height stool from 22¼" to 32¼" . Black, 5-legged, injection molded base. 14" diameter seat. C65 casters are standard. Shipped RTA (ready to assemble). COM Yardage: 0.75. | | | |

Required Specifications
Fabric

GENERAL INFORMATION

- Comprehensive range of personal storage in a variety of sizes and configurations starting at:
 - 35"H single column widths up to 72"H triple column widths.
 - In widths of 12", 15", 18", 24", 30", 36", 42" depending on configuration
- Configurations include units with 1, 2, 3, 4, 6, 8, 9, 12 individual compartments depending on size.
- Lockers provide individual storage solutions for personal and work-related materials. Extensive range of configurations and aesthetic choices available to complement any space plan; in personal or shared workspaces, providing flexibility, convenience and security. Ideal for flex spaces and hybrid work schedules; can be used to help define space in an open area or a bank along a wall, or used as barriers between work areas and to help guide workplace foot traffic flow.
- Painted metal case with door front options available in painted metal or thermally fused laminate to add warmth and complement desking products or millwork.
- Multiple door pull options including integrated full metal pulls or applied pulls to match Global desking series to seamlessly integrate with any existing products to customize the overall aesthetic.
- Digital keyless lock options with keypad entry, programmable for "assigned" or single use "hotelling" applications. Be sure to specify master programming key and manager key(s) for each installation site.
- Inside access to leveling glides for ease of installation.
- Optional angle tops available to convert a standard flat top locker to one with a sloped top.
- Angle tops are 5" high and can be added to any Prime locker.
- Units ship fully assembled.

CONSTRUCTION SPECIFICATIONS

- Steel case construction of top and bottom, back and sides are 20 gauge flanged steel.
 - Welded case is reinforced with 20 gauge steel horizontal and vertical channels to ensure strength.
 - Steel doors are constructed of 22 gauge flanged steel and reinforced with 22 gauge steel vertical braces
 - Full overlay hinged doors with 110° opening angle
 - Laminate doors are thermally fused laminate with 1mm matching edge band.
 - Two and three column lockers have vertical dividers constructed of double wall 20 gauge steel fastened to the base and top
 - Meets applicable ANSI/BIFMA standards for optimum durability and performance.
- Note:** All **12"**, **15"** or **18" wide lockers must be ganged** to another locker or anchored to a fixed wall or adjacent cabinet for compliance with applicable ANSI/BIFMA X5.6 storage standards. Ganging instructions are available separately.

PRODUCT CODE BREAKDOWN

Example 1: **GUTSS** | 4 | 72 | S | 15 | L | P

GUTSS - indicates locker, single column

6th position # - indicates row count (horizontal division of column):

1 = single row (1 high)

2 = two rows (2 high)

3 = three rows (3 high)

4 = four rows (4 high)

7th and 8th position ## - indicates overall nominal height

S - indicates 18" overall depth

10th and 11th position ## - indicates overall width

L or **R** - indicates doors installed for left or right hand hinge.

Note: Handedness is determined by the location of the hinges on the door.

Last character indicates door front style:

P - full pull

M - flat metal front, handle style optional

L - laminate front, handle style optional

Example 2: **GUTDS** | F | 1 | 54 | S | 24 | L | M

Example 3: **GUTTS** | F | 4 | 72 | S | 36 | R | L

GUTDS - indicates locker, two column

GUTTS - indicates locker, three column

F - indicates freestanding, applicable to two and three column lockers

7th position # - indicates row count (horizontal division of columns)

1 = single row (1 high)

2 = two rows (2 high)

3 = three rows (3 high)

4 = four rows (4 high)

8th and 9th position ## - indicates overall height

S - indicates 18" overall depth

11th & 12th position ## - indicates overall width

L or **R** - indicates doors installed for left or right hand hinge.

Note: Handedness is determined by the location of the hinges on the door.

Last character indicates door front style:

P - full pull

M - flat metal front, handle style optional

L - laminate front, handle style optional

FINISH OPTIONS

- Specify finish for case and doors separately
- Metal case and doors are finished in an environmentally friendly electrostatically applied powder coat solution - a superior durable and lasting finish.
- Specify laminate finish for laminate fronts
- Specify handle for models ending in **M** (flat front metal) or **L** (laminate front)

Painted steel case and door finish options:

| | |
|------------------------------------|--|
| BGR Business Grey | MCH Mocha Textured |
| BKC Black Coffee Textured | MET Metro |
| BLK Black | MOS Moss |
| BNE Bone | NEV Nevada |
| BZD Blizzard Textured | NVY Navy |
| CHR Charcoal | OYS Oyster |
| CLT Claret | SDT Stonedust Textured |
| DCH Dark Chocolate Textured | SGR Storm Grey |
| DPT Desert Putty | SIL Silver |
| DWT Designer White | SKY Sky |
| FOG Fog | STN Stone |
| GRY Grey | TPE Taupe |
| LGR Light Grey | TSA Tahiti Sand |
| ICE Ice | TUN Tungsten (add 10% upcharge) |
| IVR Ivory | WIL Willow |

Thermally fused laminate door front finish options:

| | |
|----------------------------|-------------------------------|
| ACJ Absolute Acajou | FCL First Class |
| ASN Asian Night | NBL Noce Biondo |
| AWC Avant Cherry | NGL Noce Grigio |
| AWH Avant Honey | NEL Noce Leggero |
| BLK Black | NML Noce Medio |
| BZD Blizzard | QTM Quartered Mahogany |
| BRC Brushed Cobalt | SBY Sheer Beauty |
| CMB Clear Maple | SOG Storm Grey |
| CGY Custom Grey | SDT Stonedust |
| DES Dark Espresso | WHE Walnut Heights |
| DWT Designer White | WHC White Chocolate |
| FAS Fashionista | WCR Winter Cherry |


SPECIFICATION OPTIONS:**PULLS**

For models ending in **P** (full pull):

- No handle option default
- Hasp lock for user supplied padlock is not optional
- Digital keyless entry, keypad style lock is not optional

For models ending in **M** (flat front metal) or **L** (laminate front):

- R** - Bar Handle, Black
- Q** - Bar Handle, Silver
- G** - Bridges Handle, Black
- P** - Bridges Handle, Optional
- B** - Bridges Handle, Standard
- O** - Crescent Handle, Black
- Z** - Dimpled Handle, Nickel
- X** - Flared Handle, Black
- W** - Flared Handle, Brass
- S** - Flared Handle, Silver
- U** - Square Edge Handle, Black
- V** - Square Edge Handle, Silver
- L** - Hasp Lock, no handle. **Add \$36** list upcharge per opening, lock will default to option KHS.
- K** - Digital Lock (includes handle) keypad entry with Assigned or Shared mode. **Add \$193** list upcharge per opening.



Note: Unless noted otherwise, handles are from the Zira Desking series

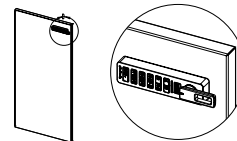
LOCKS

The following options are available for units with full pull or when applied pull is selected:

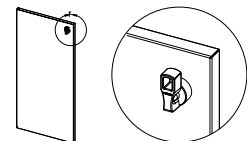
- NLK** - No lock
- KRM** - Key random
- KLP** - Key list provided, cores shipped separately

Notes:

- When K pull option is specified for digital lock, select lock option:
KDA for assigned mode
KDS for shared mode
Lock position is the same as for cam lock (see page 38), hardware mounted horizontally. Be sure to specify Digilock program and manager keys separately (one program key and at least one manager key is required per install). Refer to page 55.
- For models ending in **P** (full pull), lock position is the same as for cam lock (see page 38) but within the full pull fold.
- For hasp lock (**L**) option, same position as Digilock option



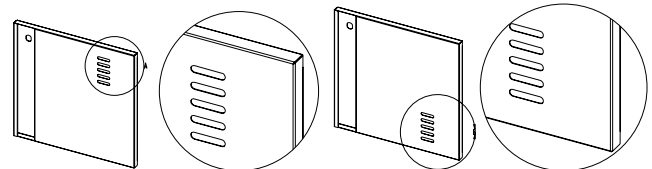
Digilock shown on left hand hinge door



Hasp lock shown on left hand hinge door

VENTILATION

- Only applicable for lockers with metal doors (models ending in **P** and **M**), no upcharge. Ventilation options are not available for products with laminate fronts.
- N** - None.
- U** - Upper position on door front
- L** - Lower position on door front
- B** - Both upper and lower positions on door front



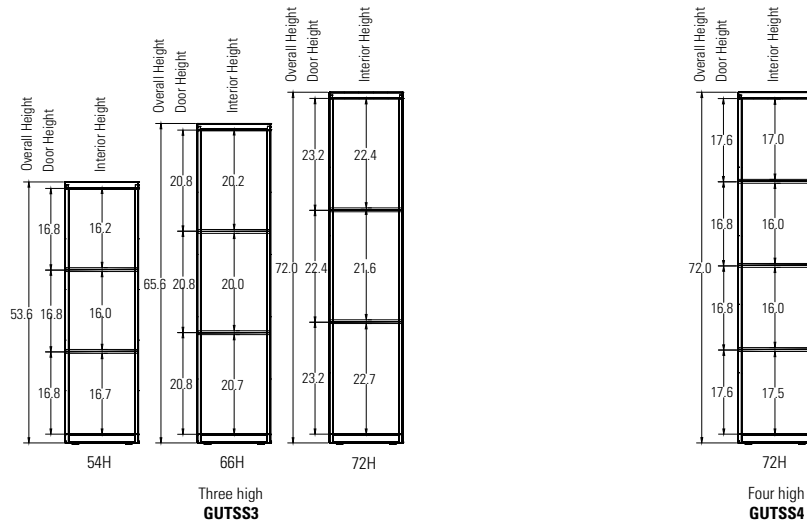
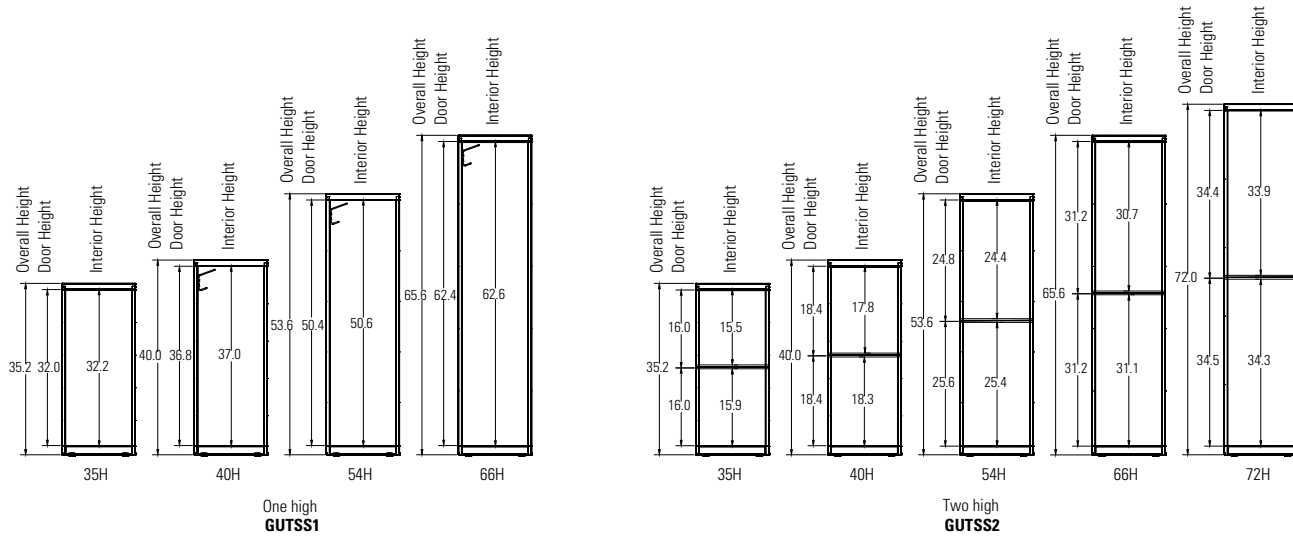
Full pull door with vents on upper side Full pull door with vents on the lower side

GANGING

- All **12", 15" or 18" wide lockers must be ganged** to another locker or anchored to a fixed wall or adjacent cabinet to be compliant with applicable ANSI/BIFMA X5.6 storage standards. Use a #8 or #10 self-tapping screw, join units through the frame holes at the frame location where there is a double wall to ensure the screw tips are protected inside the frame. Self-tapping screws are to be provided by the Installation company.

ELEVATION SPECIFICS

- Overall locker height (for single, double and triple column locker configurations)
- Door height per opening
- Interior dimensions per compartment



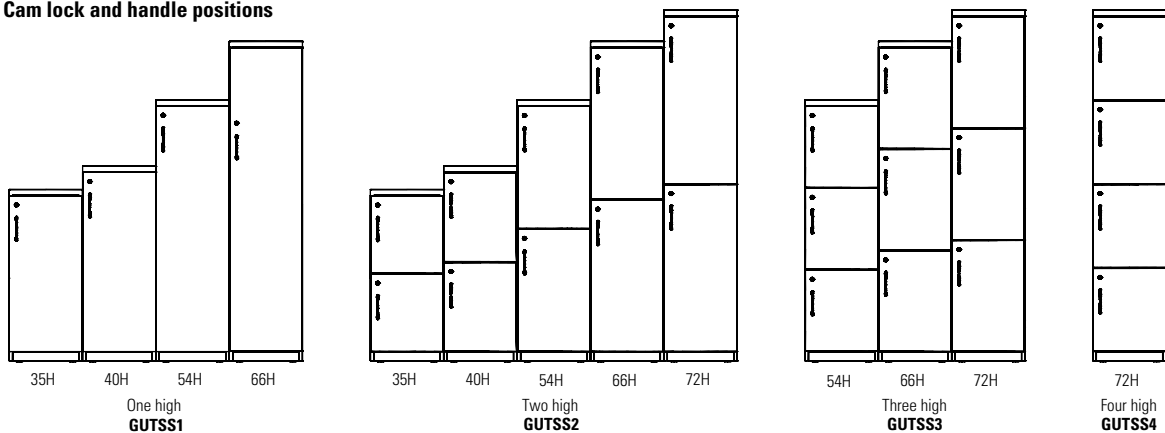
Inside column widths:

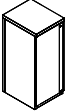
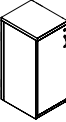
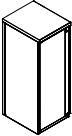
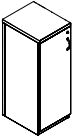
Single column
 GUTSS 12" - 10.5"
 GUTSS 15" - 13.5"
 GUTSS 18" - 16.5"

Double column
 GUTDS 24" - 10.5"
 GUTDS 30" - 13.5"
 GUTDS 36" - 16.5"

Triple column
 GUTTS 36" - 10.5"
 GUTTS 42" - 12.5"

Cam lock and handle positions



| ONE HIGH - SINGLE COLUMN, SINGLE ROW | | MODEL# | DIMENSIONS | FREIGHT CLASS | WT/LBS. | CUBIC FT. | LIST PRICE |
|---|--|---|----------------|---------------|---------|-----------|------------|
| <div><div>Full pull doors (P) Left hand shown</div><div>Flat front doors (M or L) Left hand shown</div></div> <div>One Column Locker, One Row - 35"H</div> <div><div>Full pull doors (P) Left hand shown</div><div>Flat front doors (M or L) Left hand shown</div></div> <div>One Column Locker, One Row - 40"H</div> | | D x W x H | | | | | |
| | | Metal case with metal doors - full pull | | | | | |
| | | GUTSS135S12LP / RP | 18 x 12 x 35.2 | 125 | 42 | 5.6 | \$1016 |
| | | GUTSS135S15LP / RP | 18 x 15 x 35.2 | 125 | 47.3 | 6.8 | \$1077 |
| | | GUTSS135S18LP / RP | 18 x 18 x 35.2 | 125 | 52.5 | 8.1 | \$1137 |
| | | Metal case with metal doors - flat front | | | | | |
| | | GUTSS135S12LM / RM | 18 x 12 x 35.2 | 125 | 42 | 5.6 | \$1016 |
| | | GUTSS135S15LM / RM | 18 x 15 x 35.2 | 125 | 47.3 | 6.8 | \$1077 |
| | | GUTSS135S18LM / RM | 18 x 18 x 35.2 | 125 | 52 | 8.1 | \$1137 |
| | | Metal case with laminate doors | | | | | |
| | | GUTSS135S12LL / RL | 18 x 12 x 35.2 | 125 | 42 | 5.6 | \$1092 |
| | | GUTSS135S15LL / RL | 18 x 15 x 35.2 | 125 | 47.3 | 6.8 | \$1162 |
| | | GUTSS135S18LL / RL | 18 x 18 x 35.2 | 125 | 52.5 | 8.1 | \$1231 |
| | | <ul style="list-style-type: none">All units are handed, 2nd to last character of model number indicates hand (L for Left, R for Right)12", 15" and 18" wide locker units to be ganged or anchored for compliance with ANSI/BIFMA X5.6 storage standards. | | | | | |
| | | Metal case with metal doors - full pull | | | | | |
| | | GUTSS140S12LP / RP | 18 x 12 x 40.5 | 125 | 43.5 | 6.3 | \$1070 |
| | | GUTSS140S15LP / RP | 18 x 15 x 40.5 | 125 | 48.5 | 7.7 | \$1109 |
| | | GUTSS140S18LP / RP | 18 x 18 x 40.5 | 150 | 53.6 | 9.1 | \$1157 |
| | | Metal case with metal doors - flat front | | | | | |
| | | GUTSS140S12LM / RM | 18 x 12 x 40.5 | 125 | 43.5 | 6.3 | \$1070 |
| | | GUTSS140S15LM / RM | 18 x 15 x 40.5 | 125 | 48.5 | 7.7 | \$1109 |
| | | GUTSS140S18LM / RM | 18 x 18 x 40.5 | 150 | 53.6 | 9.1 | \$1157 |
| | | Metal case with laminate doors | | | | | |
| | | GUTSS140S12LL / RL | 18 x 12 x 40.5 | 125 | 43.5 | 6.3 | \$1152 |
| | | GUTSS140S15LL / RL | 18 x 15 x 40.5 | 125 | 48.5 | 7.7 | \$1187 |
| | | GUTSS140S18LL / RL | 18 x 18 x 40.5 | 150 | 53.6 | 9.1 | \$1281 |
| | | <ul style="list-style-type: none">All units are handed, 2nd to last character of model number indicates hand (L for Left, R for Right)12", 15" and 18" wide locker units to be ganged or anchored for compliance with ANSI/BIFMA X5.6 storage standards. | | | | | |

Required Specifications

Case finish (paint)
Door front finish (paint or laminate)
Key/lock
Handle (M and L models only)

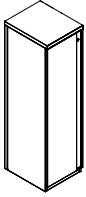
Optional Specifications

Ventilation (P and M models only)

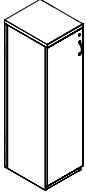
Refer to specification options on page 37 for applicable options and upcharges.

L PRIME LOCKERS

ONE HIGH - SINGLE COLUMN, SINGLE ROW

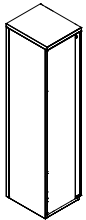


Full pull doors (P)
Left hand shown

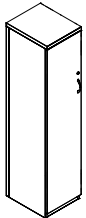


Flat front doors (M or L)
Left hand shown

One Column Locker, One Row - 54"H



Full pull doors (P)
Left hand shown



Flat front doors (M or L)
Left hand shown

One Column Locker, One Row - 66"H

MODEL#

D x W x H

FREIGHT CLASS

WT/LBS.

CUBIC FT.

LIST PRICE

Metal case with metal doors - full pull

| | | | | | |
|--------------------|----------------|-----|------|------|---------------|
| GUTSS154S12LP / RP | 18 x 12 x 53.6 | 125 | 58 | 8.4 | \$1238 |
| GUTSS154S15LP / RP | 18 x 15 x 53.6 | 125 | 64.8 | 10.3 | \$1285 |
| GUTSS154S18LP / RP | 18 x 18 x 53.6 | 150 | 71.6 | 12.1 | \$1348 |

Metal case with metal doors - flat front

| | | | | | |
|--------------------|----------------|-----|------|------|---------------|
| GUTSS154S12LM / RM | 18 x 12 x 53.6 | 125 | 58 | 8.4 | \$1238 |
| GUTSS154S15LM / RM | 18 x 15 x 53.6 | 125 | 64.8 | 10.3 | \$1285 |
| GUTSS154S18LM / RM | 18 x 18 x 53.6 | 150 | 71.6 | 12.1 | \$1348 |

Metal case with laminate doors

| | | | | | |
|--------------------|----------------|-----|------|------|---------------|
| GUTSS154S12LL / RL | 18 x 12 x 53.6 | 125 | 58 | 8.4 | \$1396 |
| GUTSS154S15LL / RL | 18 x 15 x 53.6 | 125 | 64.8 | 10.3 | \$1449 |
| GUTSS154S18LL / RL | 18 x 18 x 53.6 | 150 | 71.6 | 12.1 | \$1523 |

- All units are handed, 2nd to last character of model number indicates hand (**L** for Left, **R** for Right)
- 12", 15" and 18" wide locker units to be ganged or anchored for compliance with ANSI/BIFMA X5.6 storage standards.

Metal case with metal doors - full pull

| | | | | | |
|--------------------|----------------|-----|------|------|---------------|
| GUTSS166S12LP / RP | 18 x 12 x 65.6 | 125 | 71.5 | 10.2 | \$1396 |
| GUTSS166S15LP / RP | 18 x 15 x 65.6 | 125 | 79.9 | 12.5 | \$1448 |
| GUTSS166S18LP / RP | 18 x 18 x 65.6 | 150 | 88.2 | 14.8 | \$1521 |

Metal case with metal doors - flat front

| | | | | | |
|--------------------|----------------|-----|------|------|---------------|
| GUTSS166S12LM / RM | 18 x 12 x 65.6 | 125 | 71.5 | 10.2 | \$1396 |
| GUTSS166S15LM / RM | 18 x 15 x 65.6 | 125 | 79.9 | 12.5 | \$1448 |
| GUTSS166S18LM / RM | 18 x 18 x 65.6 | 150 | 88.2 | 14.8 | \$1521 |

Metal case with laminate doors

| | | | | | |
|--------------------|----------------|-----|------|------|---------------|
| GUTSS166S12LL / RL | 18 x 12 x 65.6 | 125 | 71.5 | 10.2 | \$1535 |
| GUTSS166S15LL / RL | 18 x 15 x 65.6 | 125 | 79.9 | 12.5 | \$1564 |
| GUTSS166S18LL / RL | 18 x 18 x 65.6 | 150 | 88.2 | 14.8 | \$1670 |

- All units are handed, 2nd to last character of model number indicates hand (**L** for Left, **R** for Right)
- 12", 15" and 18" wide locker units to be ganged or anchored for compliance with ANSI/BIFMA X5.6 storage standards.

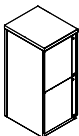
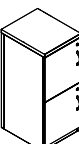
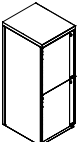
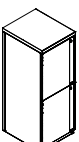


Required Specifications

Case finish (paint)
Door front finish (paint or laminate)
Key/lock
Handle (M and L models only)

Optional Specifications

Ventilation (P and M models only)

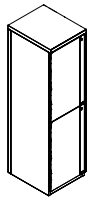
Refer to specification options on page 37
for applicable options and upcharges.

| ONE COLUMN LOCKERS, TWO ROWS | | MODEL# | D x W x H DIMENSIONS | FREIGHT CLASS | WT/LBS. | CUBIC FT. | LIST PRICE |
|---|---|---|-------------------------|---------------|---------|-----------|---------------|
|  <i>Full pull doors (P) Left hand shown</i> | One Column Locker, Two Rows - 35"H | Metal case with metal doors - full pull | | | | | |
| | | GUTSS235S12LP / RP | 18 x 12 x 35.2 | 125 | 38.8 | 5.6 | \$1341 |
| | | GUTSS235S15LP / RP | 18 x 15 x 35.2 | 125 | 48.5 | 6.8 | \$1413 |
| | | GUTSS235S18LP / RP | 18 x 18 x 35.2 | 125 | 53.8 | 8.1 | \$1485 |
|  <i>Flat front doors (M or L) Left hand shown</i> | One Column Locker, Two Rows - 35"H | Metal case with metal doors - flat front | | | | | |
| | | GUTSS235S12LM / RM | 18 x 12 x 35.2 | 125 | 38.8 | 5.6 | \$1341 |
| | | GUTSS235S15LM / RM | 18 x 15 x 35.2 | 125 | 48.5 | 6.8 | \$1413 |
| | | GUTSS235S18LM / RM | 18 x 18 x 35.2 | 125 | 53.8 | 8.1 | \$1485 |
|  <i>Full pull doors (P) Left hand shown</i> | One Column Locker, Two Rows - 40"H | Metal case with laminate doors | | | | | |
| | | GUTSS235S12LL / RL | 18 x 12 x 35.2 | 125 | 38.8 | 5.6 | \$1421 |
| | | GUTSS235S15LL / RL | 18 x 15 x 35.2 | 125 | 48.5 | 6.8 | \$1505 |
| | | GUTSS235S18LL / RL | 18 x 18 x 35.2 | 125 | 53.8 | 8.1 | \$1588 |
|  <i>Flat front doors (M or L) Left hand shown</i> | One Column Locker, Two Rows - 40"H | Metal case with metal doors - full pull | | | | | |
| | | GUTSS240S12LP / RP | 18 x 12 x 40.5 | 125 | 42.4 | 6.3 | \$1381 |
| | | GUTSS240S15LP / RP | 18 x 15 x 40.5 | 125 | 53 | 7.7 | \$1457 |
| | | GUTSS240S18LP / RP | 18 x 18 x 40.5 | 125 | 58.7 | 9.1 | \$1532 |
|  <i>Flat front doors (M or L) Left hand shown</i> | One Column Locker, Two Rows - 40"H | Metal case with metal doors - flat front | | | | | |
| | | GUTSS240S12LM / RM | 18 x 12 x 40.5 | 125 | 42.4 | 6.3 | \$1381 |
| | | GUTSS240S15LM / RM | 18 x 15 x 40.5 | 125 | 53 | 7.7 | \$1457 |
| | | GUTSS240S18LM / RM | 18 x 18 x 40.5 | 125 | 58.7 | 9.1 | \$1532 |
|  <i>Full pull doors (P) Left hand shown</i> | One Column Locker, Two Rows - 40"H | Metal case with laminate doors | | | | | |
| | | GUTSS240S12LL / RL | 18 x 12 x 40.5 | 125 | 42.4 | 6.3 | \$1470 |
| | | GUTSS240S15LL / RL | 18 x 15 x 40.5 | 125 | 53 | 7.7 | \$1558 |
| | | GUTSS240S18LL / RL | 18 x 18 x 40.5 | 125 | 58.7 | 9.1 | \$1646 |

- All units are handed, 2nd to last character of model number indicates hand (**L** for Left, **R** for Right)
- 12", 15" and 18" wide locker units to be ganged or anchored for compliance with ANSI/BIFMA X5.6 storage standards.

L PRIME LOCKERS

ONE COLUMN LOCKERS, TWO ROWS

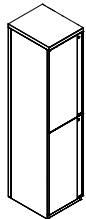


Full pull doors (P)
Left hand shown

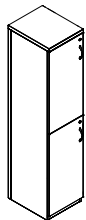


Flat front doors (M or L)
Left hand shown

One Column Locker, Two Rows - 54"H



Full pull doors (P)
Left hand shown



Flat front doors (M or L)
Left hand shown

One Column Locker, Two Rows - 66"H

MODEL#

D x W x H

FREIGHT CLASS

WT/LBS.

CUBIC FT.

LIST PRICE

Metal case with metal doors - full pull

| | | | | | |
|--------------------|----------------|-----|------|------|---------------|
| GUTSS254S12LP / RP | 18 x 12 x 53.6 | 125 | 58.4 | 8.4 | \$1481 |
| GUTSS254S15LP / RP | 18 x 15 x 53.6 | 125 | 73 | 10.3 | \$1564 |
| GUTSS254S18LP / RP | 18 x 18 x 53.6 | 125 | 81 | 12.1 | \$1644 |

Metal case with metal doors - flat front

| | | | | | |
|--------------------|----------------|-----|------|------|---------------|
| GUTSS254S12LM / RM | 18 x 12 x 53.6 | 125 | 58.4 | 8.4 | \$1481 |
| GUTSS254S15LM / RM | 18 x 15 x 53.6 | 125 | 73 | 10.3 | \$1564 |
| GUTSS254S18LM / RM | 18 x 18 x 53.6 | 125 | 81 | 12.1 | \$1644 |

Metal case with laminate doors

| | | | | | |
|--------------------|----------------|-----|------|------|---------------|
| GUTSS254S12LL / RL | 18 x 12 x 53.6 | 125 | 58.4 | 8.4 | \$1592 |
| GUTSS254S15LL / RL | 18 x 15 x 53.6 | 125 | 73 | 10.3 | \$1691 |
| GUTSS254S18LL / RL | 18 x 18 x 53.6 | 125 | 81 | 12.1 | \$1794 |

- All units are handed, 2nd to last character of model number indicates hand (**L** for Left, **R** for Right)
- 12", 15" and 18" wide locker units to be ganged or anchored for compliance with ANSI/BIFMA X5.6 storage standards.

Metal case with metal doors - full pull

| | | | | | |
|--------------------|----------------|-----|------|------|---------------|
| GUTSS266S12LP / RP | 18 x 12 x 65.6 | 125 | 67.3 | 10.2 | \$1620 |
| GUTSS266S15LP / RP | 18 x 15 x 65.6 | 125 | 84.1 | 12.5 | \$1688 |
| GUTSS266S18LP / RP | 18 x 18 x 65.6 | 125 | 93.1 | 14.8 | \$1754 |

Metal case with metal doors - flat front

| | | | | | |
|--------------------|----------------|-----|------|------|---------------|
| GUTSS266S12LM / RM | 18 x 12 x 65.6 | 125 | 67.3 | 10.2 | \$1620 |
| GUTSS266S15LM / RM | 18 x 15 x 65.6 | 125 | 84.1 | 12.5 | \$1688 |
| GUTSS266S18LM / RM | 18 x 18 x 65.6 | 125 | 93.1 | 14.8 | \$1754 |

Metal case with laminate doors

| | | | | | |
|--------------------|----------------|-----|------|------|---------------|
| GUTSS266S12LL / RL | 18 x 12 x 65.6 | 125 | 71 | 11.3 | \$1804 |
| GUTSS266S15LL / RL | 18 x 15 x 65.6 | 125 | 88.7 | 13.8 | \$1840 |
| GUTSS266S18LL / RL | 18 x 18 x 65.6 | 125 | 98.1 | 16.3 | \$1866 |

- All units are handed, 2nd to last character of model number indicates hand (**L** for Left, **R** for Right)
- 12", 15" and 18" wide locker units to be ganged or anchored for compliance with ANSI/BIFMA X5.6 storage standards.

Required Specifications

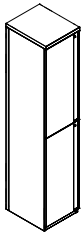
Case finish (paint)
Door front finish (paint or laminate)
Key/lock
Handle (M and L models only)

Optional Specifications

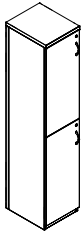
Ventilation (P and M models only)

Refer to specification options on page 37
for applicable options and upcharges.

| ONE COLUMN LOCKERS, TWO ROWS | MODEL# | DIMENSIONS | FREIGHT CLASS | WT/LBS. | CUBIC FT. | LIST PRICE |
|------------------------------|--------|------------|---------------|---------|-----------|------------|
|------------------------------|--------|------------|---------------|---------|-----------|------------|



Full pull doors (P)
Left hand shown



Flat front doors (M or L)
Left hand shown

One Column Locker, Two Rows - 72"H

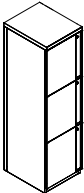
| | | D x W x H | | | | |
|---|--------------|-----------|-------|------|--------|--|
| Metal case with metal doors - full pull | | | | | | |
| GUTSS272S12LP / RP | 18 x 12 x 72 | 125 | 76 | 12.3 | \$1640 | |
| GUTSS272S15LP / RP | 18 x 15 x 72 | 125 | 94.9 | 15.1 | \$1732 | |
| GUTSS272S18LP / RP | 18 x 18 x 72 | 150 | 104.8 | 17.8 | \$1824 | |

| | | | | | | |
|--|--------------|-----|------|------|--------|--|
| Metal case with metal doors - flat front | | | | | | |
| GUTSS272S12LM / RM | 18 x 12 x 72 | 125 | 67.3 | 10.2 | \$1640 | |
| GUTSS272S15LM / RM | 18 x 15 x 72 | 125 | 67.3 | 10.2 | \$1732 | |
| GUTSS272S18LM / RM | 18 x 18 x 72 | 125 | 67.3 | 10.2 | \$1824 | |

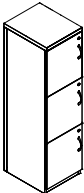
| | | | | | | |
|--------------------------------|--------------|-----|------|------|--------|--|
| Metal case with laminate doors | | | | | | |
| GUTSS272S12LL / RL | 18 x 12 x 72 | 125 | 72 | 11.2 | \$1790 | |
| GUTSS272S15LL / RL | 18 x 15 x 72 | 125 | 90 | 13.7 | \$1905 | |
| GUTSS272S18LL / RL | 18 x 18 x 72 | 125 | 99.6 | 16.2 | \$2019 | |

- All units are handed, 2nd to last character of model number indicates hand (**L** for Left, **R** for Right)
- 12", 15" and 18" wide locker units to be ganged or anchored for compliance with ANSI/BIFMA X5.6 storage standards.

| ONE COLUMN LOCKERS, THREE ROWS | MODEL# | DIMENSIONS | FREIGHT CLASS | WT/LBS. | CUBIC FT. | LIST PRICE |
|--------------------------------|--------|------------|---------------|---------|-----------|------------|
|--------------------------------|--------|------------|---------------|---------|-----------|------------|



Full pull doors (P)
Left hand shown



Flat front doors (M or L)
Left hand shown

One Column Locker, Three Rows - 54"H

| | | | | | | |
|---|----------------|-----|------|------|--------|--|
| Metal case with metal doors - full pull | | | | | | |
| GUTSS354S12LP / RP | 18 x 12 x 53.6 | 125 | 56.3 | 8.4 | \$1700 | |
| GUTSS354S15LP / RP | 18 x 15 x 53.6 | 125 | 70.4 | 10.3 | \$1776 | |
| GUTSS354S18LP / RP | 18 x 18 x 53.6 | 125 | 77.9 | 12.1 | \$1867 | |

| | | | | | | |
|--|----------------|-----|------|------|--------|--|
| Metal case with metal doors - flat front | | | | | | |
| GUTSS354S12LM / RM | 18 x 12 x 53.6 | 125 | 56.3 | 8.4 | \$1700 | |
| GUTSS354S15LM / RM | 18 x 15 x 53.6 | 125 | 70.4 | 10.3 | \$1776 | |
| GUTSS354S18LM / RM | 18 x 18 x 53.6 | 125 | 77.9 | 12.1 | \$1867 | |

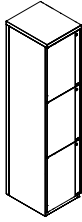
| | | | | | | |
|--------------------------------|----------------|-----|------|------|--------|--|
| Metal case with laminate doors | | | | | | |
| GUTSS354S12LL / RL | 18 x 12 x 53.6 | 125 | 56.3 | 8.4 | \$1903 | |
| GUTSS354S15LL / RL | 18 x 15 x 53.6 | 125 | 70.4 | 10.3 | \$1973 | |
| GUTSS354S18LL / RL | 18 x 18 x 53.6 | 125 | 77.9 | 12.1 | \$2092 | |

- All units are handed, 2nd to last character of model number indicates hand (**L** for Left, **R** for Right)
- 12", 15" and 18" wide locker units to be ganged or anchored for compliance with ANSI/BIFMA X5.6 storage standards.

| Required Specifications | Optional Specifications | |
|---------------------------------------|-----------------------------------|---|
| Case finish (paint) | Ventilation (P and M models only) | Refer to specification options on page 37 for applicable options and upcharges. |
| Door front finish (paint or laminate) | | |
| Key/lock | | |
| Handle (M and L models only) | | |

L PRIME LOCKERS

ONE COLUMN LOCKERS, THREE ROWS

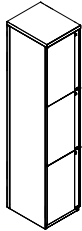


Full pull doors (P)
Left hand shown

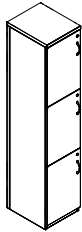


Flat front doors (M or L)
Left hand shown

One Column Locker, Three Rows - 66"H



Full pull doors (P)
Left hand shown



Flat front doors (M or L)
Left hand shown

One Column Locker, Three Rows - 72"H

MODEL#

DIMENSIONS

FREIGHT CLASS

WT/LBS.

CUBIC FT.

LIST PRICE

D x W x H

Metal case with metal doors - full pull

| | | | | | |
|--------------------|----------------|-----|------|------|---------------|
| GUTSS366S12LP / RP | 18 x 12 x 65.6 | 125 | 65.2 | 10.2 | \$1815 |
| GUTSS366S15LP / RP | 18 x 15 x 65.6 | 125 | 81.5 | 12.5 | \$1914 |
| GUTSS366S18LP / RP | 18 x 18 x 65.6 | 125 | 90 | 14.8 | \$1990 |

Metal case with metal doors - flat front

| | | | | | |
|--------------------|----------------|-----|------|------|---------------|
| GUTSS366S12LM / RM | 18 x 12 x 65.6 | 125 | 65.2 | 10.2 | \$1815 |
| GUTSS366S15LM / RM | 18 x 15 x 65.6 | 125 | 81.5 | 12.5 | \$1914 |
| GUTSS366S18LM / RM | 18 x 18 x 65.6 | 125 | 90 | 14.8 | \$1990 |

Metal case with laminate doors

| | | | | | |
|--------------------|----------------|-----|------|------|---------------|
| GUTSS366S12LL / RL | 18 x 12 x 65.6 | 125 | 65.2 | 10.2 | \$2012 |
| GUTSS366S15LL / RL | 18 x 15 x 65.6 | 125 | 81.5 | 12.5 | \$2138 |
| GUTSS366S18LL / RL | 18 x 18 x 65.6 | 125 | 90 | 14.8 | \$2183 |

- All units are handed, 2nd to last character of model number indicates hand (**L** for Left, **R** for Right)
- 12", 15" and 18" wide locker units to be ganged or anchored for compliance with ANSI/BIFMA X5.6 storage standards.

Metal case with metal doors - full pull

| | | | | | |
|--------------------|--------------|-----|-------|------|---------------|
| GUTSS372S12LP / RP | 18 x 12 x 72 | 125 | 75.9 | 11.2 | \$1882 |
| GUTSS372S15LP / RP | 18 x 15 x 72 | 125 | 94.8 | 13.7 | \$1985 |
| GUTSS372S18LP / RP | 18 x 18 x 72 | 125 | 105.1 | 16.2 | \$2087 |

Metal case with metal doors - flat front

| | | | | | |
|--------------------|--------------|-----|-------|------|---------------|
| GUTSS372S12LM / RM | 18 x 12 x 72 | 125 | 75.9 | 11.2 | \$1882 |
| GUTSS372S15LM / RM | 18 x 15 x 72 | 125 | 94.8 | 13.7 | \$1985 |
| GUTSS372S18LM / RM | 18 x 18 x 72 | 125 | 105.1 | 16.2 | \$2087 |

Metal case with laminate doors

| | | | | | |
|--------------------|--------------|-----|-------|------|---------------|
| GUTSS372S12LL / RL | 18 x 12 x 72 | 125 | 75.9 | 11.2 | \$2092 |
| GUTSS372S15LL / RL | 18 x 15 x 72 | 125 | 94.8 | 13.7 | \$2223 |
| GUTSS372S18LL / RL | 18 x 18 x 72 | 125 | 105.1 | 16.2 | \$2354 |

- All units are handed, 2nd to last character of model number indicates hand (**L** for Left, **R** for Right)
- 12", 15" and 18" wide locker units to be ganged or anchored for compliance with ANSI/BIFMA X5.6 storage standards.

Required Specifications

Case finish (paint)
Door front finish (paint or laminate)
Key/lock
Handle (M and L models only)

Optional Specifications

Ventilation (P and M models only)

Refer to specification options on page 37
for applicable options and upcharges.

TWO COLUMN LOCKERS, ONE ROW

MODEL# DIMENSIONS FREIGHT CLASS WT/LBS. CUBIC FT. LIST PRICE

D x W x H

Metal case with metal doors - full pull

| | | | | | |
|---------------------|----------------|-----|-------|------|---------------|
| GUTDSF154S24LP / RP | 18 x 24 x 53.6 | 125 | 107.3 | 15.9 | \$1865 |
| GUTDSF154S30LP / RP | 18 x 30 x 53.6 | 125 | 121.1 | 19.6 | \$1966 |
| GUTDSF154S36LP / RP | 18 x 36 x 53.6 | 150 | 135 | 23.3 | \$2067 |

Metal case with metal doors - flat front

| | | | | | |
|---------------------|----------------|-----|-------|------|---------------|
| GUTDSF154S24LM / RM | 18 x 24 x 53.6 | 125 | 107.3 | 15.9 | \$1865 |
| GUTDSF154S30LM / RM | 18 x 30 x 53.6 | 125 | 121.1 | 19.6 | \$1966 |
| GUTDSF154S36LM / RM | 18 x 36 x 53.6 | 150 | 135 | 23.3 | \$2067 |

Metal case with laminate doors

| | | | | | |
|---------------------|----------------|-----|-------|------|---------------|
| GUTDSF154S24LL / RL | 18 x 24 x 53.6 | 125 | 107.3 | 15.9 | \$2067 |
| GUTDSF154S30LL / RL | 18 x 30 x 53.6 | 125 | 121.1 | 19.6 | \$2204 |
| GUTDSF154S36LL / RL | 18 x 36 x 53.6 | 150 | 135 | 23.3 | \$2345 |

- All units are handed, 2nd to last character of model number indicates hand (**L** for Left, **R** for Right)

Metal case with metal doors - full pull

| | | | | | |
|---------------------|----------------|-----|-------|------|---------------|
| GUTDSF166S24LP / RP | 18 x 24 x 65.6 | 125 | 132 | 19.3 | \$2014 |
| GUTDSF166S30LP / RP | 18 x 30 x 65.6 | 125 | 149.1 | 23.9 | \$2120 |
| GUTDSF166S36LP / RP | 18 x 36 x 65.6 | 150 | 166.1 | 28.4 | \$2230 |

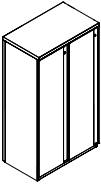
Metal case with metal doors - flat front

| | | | | | |
|---------------------|----------------|-----|-------|------|---------------|
| GUTDSF166S24LM / RM | 18 x 24 x 65.6 | 125 | 132 | 19.3 | \$2014 |
| GUTDSF166S30LM / RM | 18 x 30 x 65.6 | 125 | 149.1 | 23.9 | \$2120 |
| GUTDSF166S36LM / RM | 18 x 36 x 65.6 | 150 | 166.1 | 28.4 | \$2230 |

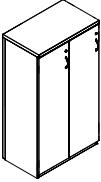
Metal case with laminate doors

| | | | | | |
|---------------------|----------------|-----|-------|------|---------------|
| GUTDSF166S24LL / RL | 18 x 24 x 65.6 | 125 | 132 | 19.3 | \$2262 |
| GUTDSF166S30LL / RL | 18 x 30 x 65.6 | 125 | 149.1 | 23.9 | \$2416 |
| GUTDSF166S36LL / RL | 18 x 36 x 65.6 | 150 | 166.1 | 28.4 | \$2574 |

- All units are handed, 2nd to last character of model number indicates hand (**L** for Left, **R** for Right)

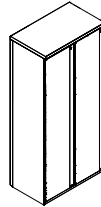


Full pull doors (P)
Left hand shown

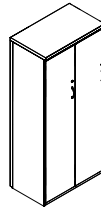


Flat front doors (M or L)
Left hand shown

Two Column Locker, One Row - 54"H



Full pull doors (P)
Left hand shown



Flat front doors (M or L)
Left hand shown

Two Column Locker, One Row - 66"H

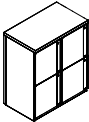
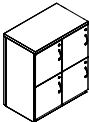
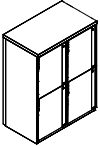
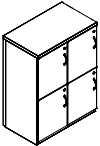
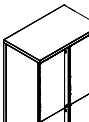
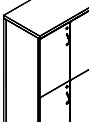
Required Specifications

Case finish (paint)
Door front finish (paint or laminate)
Key/lock
Handle (M and L models only)

Optional Specifications

Ventilation (P and M models only)

Refer to specification options on page 37
for applicable options and upcharges.

| TWO COLUMN LOCKERS, TWO ROWS | | MODEL# | DIMENSIONS | FREIGHT CLASS | WT/LBS. | CUBIC FT. | LIST PRICE |
|--|--|--|----------------|---------------|---------|-----------|---------------|
| | | D x W x H | | | | | |
| | | Metal case with metal doors - full pull | | | | | |
|  <p>Full pull doors (P) Left hand shown</p> | | GUTDSF235S24LP / RP | 18 x 24 x 35.2 | 125 | 80.1 | 10.6 | \$2072 |
| | | GUTDSF235S30LP / RP | 18 x 30 x 35.2 | 125 | 91.1 | 13 | \$2178 |
| | | GUTDSF235S36LP / RP | 18 x 36 x 35.2 | 125 | 102.1 | 15.5 | \$2294 |
| | | Metal case with metal doors - flat front | | | | | |
|  <p>Flat front doors (M or L) Left hand shown</p> | | GUTDSF235S24LM / RM | 18 x 24 x 35.2 | 125 | 80.1 | 10.6 | \$2072 |
| | | GUTDSF235S30LM / RM | 18 x 30 x 35.2 | 125 | 91.1 | 13 | \$2178 |
| | | GUTDSF235S36LM / RM | 18 x 36 x 35.2 | 125 | 102.1 | 15.5 | \$2294 |
| | | Metal case with laminate doors | | | | | |
| | | GUTDSF235S24LL / RL | 18 x 24 x 35.2 | 125 | 80.1 | 10.6 | \$2434 |
| | | GUTDSF235S30LL / RL | 18 x 30 x 35.2 | 125 | 91.1 | 13 | \$2583 |
| | | GUTDSF235S36LL / RL | 18 x 36 x 35.2 | 125 | 102.1 | 15.5 | \$2737 |
| | | <ul style="list-style-type: none"> All units are handed, 2nd to last character of model number indicates hand (L for Left, R for Right) | | | | | |
| | | Metal case with metal doors - full pull | | | | | |
|  <p>Full pull doors (P) Left hand shown</p> | | GUTDSF240S24LP / RP | 18 x 24 x 40 | 125 | 87.6 | 11.9 | \$2205 |
| | | GUTDSF240S30LP / RP | 18 x 30 x 40 | 125 | 99.4 | 14.8 | \$2301 |
| | | GUTDSF240S36LP / RP | 18 x 36 x 40 | 125 | 111.1 | 17.6 | \$2363 |
| | | Metal case with metal doors - flat front | | | | | |
|  <p>Flat front doors (M or L) Left hand shown</p> | | GUTDSF240S24LM / RM | 18 x 24 x 40 | 125 | 87.6 | 11.9 | \$2205 |
| | | GUTDSF240S30LM / RM | 18 x 30 x 40 | 125 | 99.4 | 14.8 | \$2301 |
| | | GUTDSF240S36LM / RM | 18 x 36 x 40 | 125 | 111.1 | 17.6 | \$2363 |
| | | Metal case with laminate doors | | | | | |
| | | GUTDSF240S24LL / RL | 18 x 24 x 40 | 125 | 87.6 | 11.9 | \$2529 |
| | | GUTDSF240S30LL / RL | 18 x 30 x 40 | 125 | 99.4 | 14.8 | \$2700 |
| | | GUTDSF240S36LL / RL | 18 x 36 x 40 | 125 | 111.1 | 17.6 | \$2839 |
| | | <ul style="list-style-type: none"> All units are handed, 2nd to last character of model number indicates hand (L for Left, R for Right) | | | | | |
| | | Metal case with metal doors - full pull | | | | | |
|  <p>Full pull doors (P) Left hand shown</p> | | GUTDSF254S24LP / RP | 18 x 24 x 53.6 | 125 | 119.9 | 15.9 | \$2289 |
| | | GUTDSF254S30LP / RP | 18 x 30 x 53.6 | 125 | 136.3 | 19.6 | \$2414 |
| | | GUTDSF254S36LP / RP | 18 x 36 x 53.6 | 125 | 152.7 | 23.3 | \$2538 |
| | | Metal case with metal doors - flat front | | | | | |
|  <p>Flat front doors (M or L) Left hand shown</p> | | GUTDSF254S24LM / RM | 18 x 24 x 53.6 | 125 | 119.9 | 15.9 | \$2289 |
| | | GUTDSF254S30LM / RM | 18 x 30 x 53.6 | 125 | 136.3 | 19.6 | \$2414 |
| | | GUTDSF254S36LM / RM | 18 x 36 x 53.6 | 125 | 152.7 | 23.3 | \$2538 |
| | | Metal case with laminate doors | | | | | |
| | | GUTDSF254S24LL / RL | 18 x 24 x 53.6 | 125 | 119.9 | 15.9 | \$2751 |
| | | GUTDSF254S30LL / RL | 18 x 30 x 53.6 | 125 | 136.3 | 19.6 | \$2928 |
| | | GUTDSF254S36LL / RL | 18 x 36 x 53.6 | 125 | 152.7 | 23.3 | \$3110 |
| | | <ul style="list-style-type: none"> All units are handed, 2nd to last character of model number indicates hand (L for Left, R for Right) | | | | | |

Required Specifications

Case finish (paint)
Door front finish (paint or laminate)
Key/lock
Handle (M and L models only)

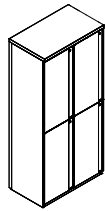
Optional Specifications

Ventilation (P and M models only)

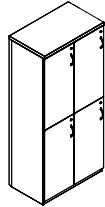
Refer to specification options on page 37 for applicable options and upcharges.

L PRIME LOCKERS

TWO COLUMN LOCKERS, TWO ROWS

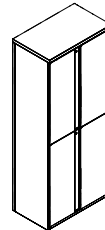


Full pull doors (P)
Left hand shown

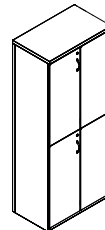


Flat front doors (M or L)
Left hand shown

Two Column Locker, Two Rows - 66"H



Full pull doors (P)
Left hand shown



Flat front doors (M or L)
Left hand shown

Two Column Locker, Two Rows - 72"H

MODEL# DIMENSIONS FREIGHT CLASS WT/LBS. CUBIC FT. LIST PRICE

D x W x H

Metal case with metal doors - full pull

| | | | | | |
|---------------------|----------------|-----|-------|------|---------------|
| GUTDSF266S24LP / RP | 18 x 24 x 65.6 | 125 | 138.6 | 19.3 | \$2723 |
| GUTDSF266S30LP / RP | 18 x 30 x 65.6 | 125 | 157 | 23.9 | \$2603 |
| GUTDSF266S36LP / RP | 18 x 36 x 65.6 | 125 | 175.4 | 28.4 | \$3022 |

Metal case with metal doors - flat front

| | | | | | |
|---------------------|----------------|-----|-------|------|---------------|
| GUTDSF266S24LM / RM | 18 x 24 x 65.6 | 125 | 138.6 | 19.3 | \$2723 |
| GUTDSF266S30LM / RM | 18 x 30 x 65.6 | 125 | 157 | 23.9 | \$2603 |
| GUTDSF266S36LM / RM | 18 x 36 x 65.6 | 125 | 175.4 | 28.4 | \$3022 |

Metal case with laminate doors

| | | | | | |
|---------------------|----------------|-----|-------|------|---------------|
| GUTDSF266S24LL / RL | 18 x 24 x 65.6 | 125 | 138.6 | 19.3 | \$3091 |
| GUTDSF266S30LL / RL | 18 x 30 x 65.6 | 125 | 157 | 23.9 | \$3189 |
| GUTDSF266S36LL / RL | 18 x 36 x 65.6 | 125 | 175.4 | 28.4 | \$3243 |

- All units are handed, 2nd to last character of model number indicates hand (**L** for Left, **R** for Right)

Metal case with metal doors - full pull

| | | | | | |
|---------------------|--------------|-----|-------|------|---------------|
| GUTDSF272S24LP / RP | 18 x 24 x 72 | 125 | 148.6 | 21.2 | \$2534 |
| GUTDSF272S30LP / RP | 18 x 30 x 72 | 125 | 168.1 | 26.1 | \$2668 |
| GUTDSF272S36LP / RP | 18 x 36 x 72 | 125 | 187.5 | 31.1 | \$2806 |

Metal case with metal doors - flat front

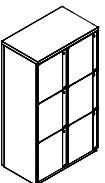
| | | | | | |
|---------------------|--------------|-----|-------|------|---------------|
| GUTDSF272S24LM / RM | 18 x 24 x 72 | 125 | 148.6 | 21.2 | \$2534 |
| GUTDSF272S30LM / RM | 18 x 30 x 72 | 125 | 168.1 | 26.1 | \$2668 |
| GUTDSF272S36LM / RM | 18 x 36 x 72 | 125 | 187.5 | 31.1 | \$2806 |

Metal case with laminate doors

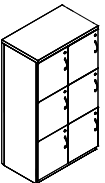
| | | | | | |
|---------------------|--------------|-----|-------|------|---------------|
| GUTDSF272S24LL / RL | 18 x 24 x 72 | 125 | 148.6 | 21.2 | \$3082 |
| GUTDSF272S30LL / RL | 18 x 30 x 72 | 125 | 168.1 | 26.1 | \$3282 |
| GUTDSF272S36LL / RL | 18 x 36 x 72 | 125 | 187.5 | 31.1 | \$3496 |

- All units are handed, 2nd to last character of model number indicates hand (**L** for Left, **R** for Right)

TWO COLUMN LOCKERS, THREE ROWS



Full pull doors (P)
Left hand shown



Flat front doors (M or L)
Left hand shown

Two Column Locker, Three Rows - 54"H

MODEL# DIMENSIONS FREIGHT CLASS WT/LBS. CUBIC FT. LIST PRICE

Metal case with metal doors - full pull

| | | | | | |
|---------------------|----------------|-----|-------|------|---------------|
| GUTDSF354S24LP / RP | 18 x 24 x 53.6 | 125 | 107.5 | 14.2 | \$2937 |
| GUTDSF354S30LP / RP | 18 x 30 x 53.6 | 125 | 121.9 | 17.6 | \$3090 |
| GUTDSF354S36LP / RP | 18 x 36 x 53.6 | 125 | 136.3 | 20.9 | \$3254 |

Metal case with metal doors - flat front

| | | | | | |
|---------------------|----------------|-----|-------|------|---------------|
| GUTDSF354S24LM / RM | 18 x 24 x 53.6 | 125 | 116.3 | 15.9 | \$2937 |
| GUTDSF354S30LM / RM | 18 x 30 x 53.6 | 125 | 131.6 | 19.6 | \$3090 |
| GUTDSF354S36LM / RM | 18 x 36 x 53.6 | 125 | 146.9 | 23.3 | \$3254 |

Metal case with laminate doors

| | | | | | |
|---------------------|----------------|-----|-------|------|---------------|
| GUTDSF354S24LL / RL | 18 x 24 x 53.6 | 125 | 116.3 | 15.9 | \$3346 |
| GUTDSF354S30LL / RL | 18 x 30 x 53.6 | 125 | 131.6 | 19.6 | \$3461 |
| GUTDSF354S36LL / RL | 18 x 36 x 53.6 | 125 | 146.9 | 23.3 | \$3676 |

- All units are handed, 2nd to last character of model number indicates hand (**L** for Left, **R** for Right)

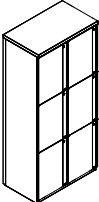
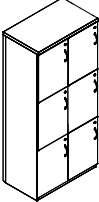


Required Specifications

Case finish (paint)
Door front finish (paint or laminate)
Key/lock
Handle (M and L models only)

Optional Specifications

Ventilation (P and M models only)

Refer to specification options on page 37
for applicable options and upcharges.

| TWO COLUMN LOCKERS, THREE ROWS | | MODEL# | DIMENSIONS | FREIGHT CLASS | WT/LBS. | CUBIC FT. | LIST PRICE |
|--|--|---|----------------|---------------|---------|-----------|---------------|
| <div><p>Full pull doors (P) Left hand shown</p><p>Flat front doors (M or L) Left hand shown</p><p>Two Column Locker, Three Rows - 66"H</p></div> <div><p>Full pull doors (P) Left hand shown</p><p>Flat front doors (M or L) Left hand shown</p><p>Two Column Locker, Three Rows - 72"H</p></div> | | D x W x H | | | | | |
| | | Metal case with metal doors - full pull | | | | | |
| | | GUTDSF366S24LP / RP | 18 x 24 x 65.6 | 125 | 135 | 19.3 | \$3167 |
| | | GUTDSF366S30LP / RP | 18 x 30 x 65.6 | 125 | 152.4 | 23.9 | \$3337 |
| | | GUTDSF366S36LP / RP | 18 x 36 x 65.6 | 150 | 169.6 | 28.4 | \$3505 |
| | | Metal case with metal doors - flat front | | | | | |
| | | GUTDSF366S24LM / RM | 18 x 24 x 65.6 | 125 | 135 | 19.3 | \$3167 |
| | | GUTDSF366S30LM / RM | 18 x 30 x 65.6 | 125 | 152.4 | 23.9 | \$3337 |
| | | GUTDSF366S36LM / RM | 18 x 36 x 65.6 | 150 | 169.6 | 28.4 | \$3505 |
| | | Metal case with laminate doors | | | | | |
| | | GUTDSF366S24LL / RL | 18 x 24 x 65.6 | 125 | 135 | 19.3 | \$3537 |
| | | GUTDSF366S30LL / RL | 18 x 30 x 65.6 | 125 | 152.4 | 23.9 | \$3762 |
| | | GUTDSF366S36LL / RL | 18 x 36 x 65.6 | 150 | 169.6 | 28.4 | \$3891 |
| | | • All units are handed, 2nd to last character of model number indicates hand (L for Left, R for Right) | | | | | |
| | | Metal case with metal doors - full pull | | | | | |
| | | GUTDSF372S24LP / RP | 18 x 24 x 72 | 125 | 161.4 | 21.2 | \$3285 |
| | | GUTDSF372S30LP / RP | 18 x 30 x 72 | 125 | 182.2 | 26.1 | \$3455 |
| | | GUTDSF372S36LP / RP | 18 x 36 x 72 | 125 | 203 | 31.1 | \$3635 |
| | | Metal case with metal doors - flat front | | | | | |
| | | GUTDSF372S24LM / RM | 18 x 24 x 72 | 125 | 161.4 | 21.2 | \$3285 |
| | | GUTDSF372S30LM / RM | 18 x 30 x 72 | 125 | 182.2 | 26.1 | \$3455 |
| | | GUTDSF372S36LM / RM | 18 x 36 x 72 | 125 | 203 | 31.1 | \$3635 |
| | | Metal case with laminate doors | | | | | |
| | | GUTDSF372S24LL / RL | 18 x 24 x 72 | 125 | 161.4 | 21.2 | \$3676 |
| | | GUTDSF372S30LL / RL | 18 x 30 x 72 | 125 | 182.2 | 26.1 | \$3914 |
| | | GUTDSF372S36LL / RL | 18 x 36 x 72 | 125 | 203 | 31.1 | \$4152 |
| | | • All units are handed, 2nd to last character of model number indicates hand (L for Left, R for Right) | | | | | |
| | | | | | | | |

Required Specifications

Case finish (paint)
Door front finish (paint or laminate)
Key/lock
Handle (M and L models only)

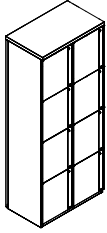
Optional Specifications

Ventilation (P and M models only)

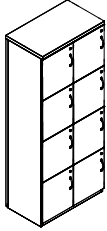
Refer to specification options on page 37 for applicable options and upcharges.

L PRIME LOCKERS

TWO COLUMN LOCKERS, FOUR ROWS



Full pull doors (P)
Left hand shown



Flat front doors (M or L)
Left hand shown

Two Column Locker, Four Rows - 72"H

MODEL#

D x W x H

FREIGHT CLASS

WT/LBS.

CUBIC FT.

LIST PRICE

Metal case with metal doors - full pull

| | | | | | |
|---------------------|--------------|-----|-------|------|---------------|
| GUTDSF472S24LP / RP | 18 x 24 x 72 | 125 | 151.6 | 21.2 | \$3775 |
| GUTDSF472S30LP / RP | 18 x 30 x 72 | 125 | 171.3 | 26.1 | \$3975 |
| GUTDSF472S36LP / RP | 18 x 36 x 72 | 125 | 191 | 31.1 | \$4175 |

Metal case with metal doors - flat front

| | | | | | |
|---------------------|--------------|-----|-------|------|---------------|
| GUTDSF472S24LM / RM | 18 x 24 x 72 | 125 | 151.6 | 21.2 | \$3775 |
| GUTDSF472S30LM / RM | 18 x 30 x 72 | 125 | 171.3 | 26.1 | \$3975 |
| GUTDSF472S36LM / RM | 18 x 36 x 72 | 125 | 191 | 31.1 | \$4175 |

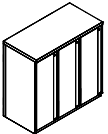
Metal case with laminate doors

| | | | | | |
|---------------------|--------------|-----|-------|------|---------------|
| GUTDSF472S24LL / RL | 18 x 24 x 72 | 125 | 151.6 | 21.2 | \$4354 |
| GUTDSF472S30LL / RL | 18 x 30 x 72 | 125 | 171.3 | 26.1 | \$4636 |
| GUTDSF472S36LL / RL | 18 x 36 x 72 | 125 | 191 | 31.1 | \$4908 |

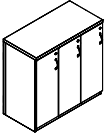
- All units are handed, 2nd to last character of model number indicates hand (**L** for Left, **R** for Right)

THREE COLUMN LOCKERS, ONE ROW

LIST PRICE



Full pull doors (P)
Left hand shown



Flat front doors (M or L)
Left hand shown

Three Column Locker, One Row - 35"H

Metal case with metal doors - full pull

| | | | | | |
|---------------------|----------------|-----|-------|------|---------------|
| GUTTSF135S36LP / RP | 18 x 36 x 35.2 | 125 | 114.5 | 15.5 | \$2333 |
| GUTTSF135S42LP / RP | 18 x 42 x 35.2 | 125 | 125.4 | 18 | \$2447 |

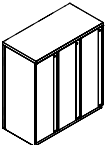
Metal case with metal doors - flat front

| | | | | | |
|---------------------|----------------|-----|-------|------|---------------|
| GUTTSF135S36LM / RM | 18 x 36 x 35.2 | 125 | 114.5 | 15.5 | \$2333 |
| GUTTSF135S42LM / RM | 18 x 42 x 35.2 | 125 | 125.4 | 18 | \$2447 |

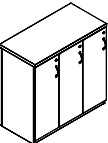
Metal case with laminate doors

| | | | | | |
|---------------------|----------------|-----|-------|------|---------------|
| GUTTSF135S36LL / RL | 18 x 36 x 35.2 | 125 | 114.5 | 15.5 | \$3185 |
| GUTTSF135S42LL / RL | 18 x 42 x 35.2 | 125 | 125.4 | 18 | \$3341 |

- All units are handed, 2nd to last character of model number indicates hand (**L** for Left, **R** for Right)



Full pull doors (P)
Left hand shown



Flat front doors (M or L)
Left hand shown

Three Column Locker, One Row - 40"H

Metal case with metal doors - full pull

| | | | | | |
|---------------------|--------------|-----|-------|------|---------------|
| GUTTSF140S36LP / RP | 18 x 36 x 40 | 125 | 117.7 | 17.6 | \$2406 |
| GUTTSF140S42LP / RP | 18 x 42 x 40 | 125 | 128.1 | 20.4 | \$2525 |

Metal case with metal doors - flat front

| | | | | | |
|---------------------|--------------|-----|-------|------|---------------|
| GUTTSF140S36LM / RM | 18 x 36 x 40 | 125 | 117.7 | 17.6 | \$2406 |
| GUTTSF140S42LM / RM | 18 x 42 x 40 | 125 | 128.1 | 20.4 | \$2525 |

Metal case with laminate doors

| | | | | | |
|---------------------|--------------|-----|-------|------|---------------|
| GUTTSF140S36LL / RL | 18 x 36 x 40 | 125 | 117.7 | 17.6 | \$2558 |
| GUTTSF140S42LL / RL | 18 x 42 x 40 | 125 | 128.1 | 20.4 | \$4028 |

- All units are handed, 2nd to last character of model number indicates hand (**L** for Left, **R** for Right)

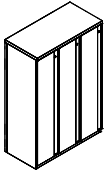
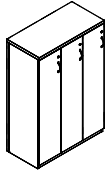
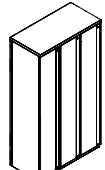
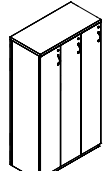
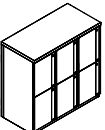
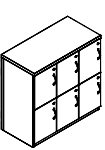
Required Specifications

Case finish (paint)
Door front finish (paint or laminate)
Key/lock
Handle (M and L models only)

Optional Specifications

Ventilation (P and M models only)

Refer to specification options on page 37
for applicable options and upcharges.

| THREE COLUMN LOCKERS, ONE ROW | | MODEL# | DIMENSIONS | FREIGHT CLASS | WT/LBS. | CUBIC FT. | LIST PRICE |
|--|--|--|----------------|---------------|---------|-----------|------------|
| <div><p>Full pull doors (P) Left hand shown</p><p>Flat front doors (M or L) Left hand shown</p><p>Three Column Locker, One Row - 54"H</p></div> | | D x W x H | | | | | |
| | | Metal case with metal doors - full pull | | | | | |
| | | GUTTSF154S36LP / RP | 18 x 36 x 53.6 | 125 | 156.6 | 23.3 | \$2797 |
| | | GUTTSF154S42LP / RP | 18 x 42 x 53.6 | 125 | 170.5 | 27 | \$2936 |
| | | Metal case with metal doors - flat front | | | | | |
| | | GUTTSF154S36LM / RM | 18 x 36 x 53.6 | 125 | 156.6 | 23.3 | \$2797 |
| | | GUTTSF154S42LM / RM | 18 x 42 x 53.6 | 125 | 170.5 | 27 | \$2936 |
| | | Metal case with laminate doors | | | | | |
| | | GUTTSF154S36LL / RL | 18 x 36 x 53.6 | 125 | 156.6 | 23.3 | \$3269 |
| | | GUTTSF154S42LL / RL | 18 x 42 x 53.6 | 125 | 170.5 | 27 | \$4441 |
| | | • All units are handed, 2nd to last character of model number indicates hand (L for Left, R for Right) | | | | | |
| <div><p>Full pull doors (P) Left hand shown</p><p>Flat front doors (M or L) Left hand shown</p><p>Three Column Locker, One Row - 66"H</p></div> | | Metal case with metal doors - full pull | | | | | |
| | | GUTTSF166S36LP / RP | 18 x 36 x 65.6 | 125 | 192.6 | 28.4 | \$3157 |
| | | GUTTSF166S42LP / RP | 18 x 42 x 65.6 | 125 | 209.6 | 32.9 | \$3313 |
| | | Metal case with metal doors - flat front | | | | | |
| | | GUTTSF166S36LM / RM | 18 x 36 x 65.6 | 125 | 192.6 | 28.4 | \$3157 |
| | | GUTTSF166S42LM / RM | 18 x 42 x 65.6 | 125 | 209.6 | 32.9 | \$3313 |
| | | Metal case with laminate doors | | | | | |
| | | GUTTSF166S36LL / RL | 18 x 36 x 65.6 | 125 | 192.6 | 28.4 | \$3577 |
| | | GUTTSF166S42LL / RL | 18 x 42 x 65.6 | 125 | 209.6 | 32.9 | \$4883 |
| | | • All units are handed, 2nd to last character of model number indicates hand (L for Left, R for Right) | | | | | |
| THREE COLUMN LOCKERS, TWO ROWS | | | | | | | LIST PRICE |
| <div><p>Full pull doors (P) Left hand shown</p><p>Flat front doors (M or L) Left hand shown</p><p>Three Column Locker, Two Rows - 35"H</p></div> | | Metal case with metal doors - full pull | | | | | |
| | | GUTTSF235S36LP / RP | 18 x 36 x 35.2 | 125 | 117.1 | 15.5 | \$3014 |
| | | GUTTSF235S42LP / RP | 18 x 42 x 35.2 | 125 | 128.1 | 18 | \$3162 |
| | | Metal case with metal doors - flat front | | | | | |
| | | GUTTSF235S36LM / RM | 18 x 36 x 35.2 | 125 | 117.1 | 15.5 | \$3014 |
| | | GUTTSF235S42LM / RM | 18 x 42 x 35.2 | 125 | 128.1 | 18 | \$3162 |
| | | Metal case with laminate doors | | | | | |
| | | GUTTSF235S36LL / RL | 18 x 36 x 35.2 | 125 | 117.1 | 15.5 | \$3463 |
| | | GUTTSF235S42LL / RL | 18 x 42 x 35.2 | 125 | 128.1 | 18 | \$3635 |
| | | • All units are handed, 2nd to last character of model number indicates hand (L for Left, R for Right) | | | | | |
| | | | | | | | |
| | | | | | | | |

Required Specifications

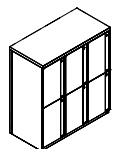
Case finish (paint)
Door front finish (paint or laminate)
Key/lock
Handle (M and L models only)

Optional Specifications

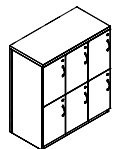
Ventilation (P and M models only)

Refer to specification options on page 37 for applicable options and upcharges.

THREE COLUMN LOCKERS, TWO ROWS

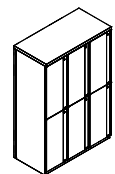


Full pull doors (P)
Left hand shown

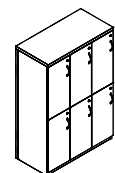


Flat front doors (M or L)
Left hand shown

Three Column Locker, Two Rows - 40"H

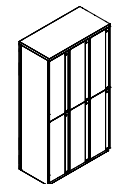


Full pull doors (P)
Left hand shown

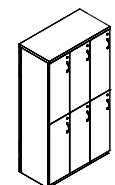


Flat front doors (M or L)
Left hand shown

Three Column Locker, Two Rows - 54"H



Full pull doors (P)
Left hand shown



Flat front doors (M or L)
Left hand shown

Three Column Locker, Two Rows - 66"H

MODEL# DIMENSIONS FREIGHT CLASS WT/LBS. CUBIC FT. LIST PRICE

D x W x H

Metal case with metal doors - full pull

| | | | | | |
|---------------------|--------------|-----|-------|------|---------------|
| GUTTSF240S36LP / RP | 18 x 36 x 40 | 125 | 128 | 17.6 | \$3108 |
| GUTTSF240S42LP / RP | 18 x 42 x 40 | 125 | 139.8 | 20.4 | \$3385 |

Metal case with metal doors - flat front

| | | | | | |
|---------------------|--------------|-----|-------|------|---------------|
| GUTTSF240S36LM / RM | 18 x 36 x 40 | 125 | 128 | 17.6 | \$3162 |
| GUTTSF240S42LM / RM | 18 x 42 x 40 | 125 | 139.8 | 20.4 | \$3108 |

Metal case with laminate doors

| | | | | | |
|---------------------|--------------|-----|-------|------|---------------|
| GUTTSF240S36LL / RL | 18 x 36 x 40 | 125 | 128 | 17.6 | \$3594 |
| GUTTSF240S42LL / RL | 18 x 42 x 40 | 125 | 139.8 | 20.4 | \$3779 |

- All units are handed, 2nd to last character of model number indicates hand (**L** for Left, **R** for Right)

Metal case with metal doors - full pull

| | | | | | |
|---------------------|----------------|-----|-------|------|---------------|
| GUTTSF254S36LP / RP | 18 x 36 x 53.6 | 125 | 174.8 | 23.3 | \$3462 |
| GUTTSF254S42LP / RP | 18 x 42 x 53.6 | 125 | 191.2 | 27 | \$3734 |

Metal case with metal doors - flat front

| | | | | | |
|---------------------|----------------|-----|-------|------|---------------|
| GUTTSF254S36LM / RM | 18 x 36 x 53.6 | 125 | 174.8 | 23.3 | \$3462 |
| GUTTSF254S42LM / RM | 18 x 42 x 53.6 | 125 | 191.2 | 27 | \$3734 |

Metal case with laminate doors

| | | | | | |
|---------------------|----------------|-----|-------|------|---------------|
| GUTTSF254S36LL / RL | 18 x 36 x 53.6 | 125 | 174.8 | 23.3 | \$3914 |
| GUTTSF254S42LL / RL | 18 x 42 x 53.6 | 125 | 191.2 | 27 | \$4159 |

- All units are handed, 2nd to last character of model number indicates hand (**L** for Left, **R** for Right)

Metal case with metal doors - full pull

| | | | | | |
|---------------------|----------------|-----|-------|------|---------------|
| GUTTSF266S36LP / RP | 18 x 36 x 65.6 | 125 | 202.2 | 28.4 | \$3834 |
| GUTTSF266S42LP / RP | 18 x 42 x 65.6 | 125 | 220.6 | 32.9 | \$4028 |

Metal case with metal doors - flat front

| | | | | | |
|---------------------|----------------|-----|-------|------|---------------|
| GUTTSF266S36LM / RM | 18 x 36 x 65.6 | 125 | 202.2 | 28.4 | \$3834 |
| GUTTSF266S42LM / RM | 18 x 42 x 65.6 | 125 | 220.6 | 32.9 | \$4028 |

Metal case with laminate doors

| | | | | | |
|---------------------|----------------|-----|-------|------|---------------|
| GUTTSF266S36LL / RL | 18 x 36 x 65.6 | 125 | 202.2 | 28.4 | \$4386 |
| GUTTSF266S42LL / RL | 18 x 42 x 65.6 | 125 | 220.6 | 32.9 | \$4545 |

- All units are handed, 2nd to last character of model number indicates hand (**L** for Left, **R** for Right)

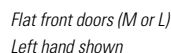
Required Specifications

Case finish (paint)
Door front finish (paint or laminate)
Key/lock
Handle (M and L models only)

Optional Specifications

Ventilation (P and M models only)

Refer to specification options on page 37
for applicable options and upcharges.

LIST PRICE

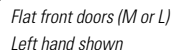
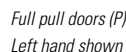
Three Column Locker, Two Rows - 72"H

| | |
|---------------------|--------------|
| GUTTSF272S36LP / RP | 18 x 36 x 72 |
| GUTTSF272S42LP / RP | 18 x 42 x 72 |

GUTTSF272S36LM / RM 18 x 36 x 72
GUTTSF272S42LM / RM 18 x 42 x 72

| | |
|---------------------|--------------|
| GUTTSF272S36LL / RL | 18 x 36 x 72 |
| GUTTSF272S42LL / RL | 18 x 42 x 72 |

- All units are handed. 2nd to last character of model number indicates hand (**L** for Left, **R** for Right)

LIST PRICE

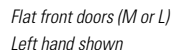
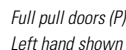
Three Column Locker, Three Rows - 54"H

| | |
|---------------------|----------------|
| GUTTSF354S36LP / RP | 18 x 36 x 53.6 |
| GUTTSF354S42LP / RP | 18 x 42 x 53.6 |

GUTTSF354S36LM / RM 18 x 36 x 53.6

| | |
|---------------------|----------------|
| GUTTSF354S36LL / RL | 18 x 36 x 53.6 |
| GUTTSF354S42LL / RL | 18 x 42 x 53.6 |

- All units are handed, 2nd to last character of model number indicates hand (**L** for Left, **R** for Right)



Three Column Locker, Three Rows - 66"H

| | |
|---------------------|----------------|
| GUTTSF366S36LP / RP | 18 x 36 x 65.6 |
| GUTTSF366S42LP / RP | 18 x 42 x 65.6 |

GUTTSF366S36LM / RM 18 x 36 x 65.6
GUTTSF366S42LM / RM 18 x 42 x 65.6

| | |
|---------------------|----------------|
| GUTTSF366S36LL / RL | 18 x 36 x 65.6 |
| GUTTSF366S42LL / RL | 18 x 42 x 65.6 |

- All units are handed, 2nd to last character of model number indicates hand (**L** for Left, **R** for Right)

Required Specifications

Case finish (paint)
Door front finish (paint or laminate)
Key/lock
Handle (M and L models only)

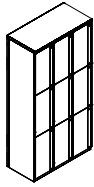
Optional Specifications

Ventilation (P and M models only)

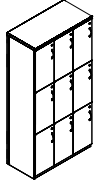
Refer to specification options on page 37
for applicable options and upcharges.

L PRIME LOCKERS

THREE COLUMN LOCKERS, THREE ROWS



Full pull doors (P)
Left hand shown



Flat front doors (M or L)
Left hand shown

Three Column Locker, Three Rows - 72"H

MODEL#

DIMENSIONS

D x W x H

FREIGHT CLASS

WT/LBS.

CUBIC FT.

LIST PRICE

Metal case with metal doors - full pull

GUTTSF372S36LP / RP 18 x 36 x 72

125

235.4

31.1

\$4686

GUTTSF372S42LP / RP 18 x 42 x 72

125

257.3

36.1

\$4918

Metal case with metal doors - flat front

GUTTSF372S36LM / RM 18 x 36 x 72

125

235.4

31.1

\$4686

GUTTSF372S42LM / RM 18 x 42 x 72

125

257.3

36.1

\$4918

Metal case with laminate doors

GUTTSF372S36LL / RL 18 x 36 x 72

125

235.4

31.1

\$5385

GUTTSF372S42LL / RL 18 x 42 x 72

125

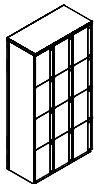
257.3

36.1

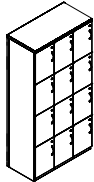
\$5656

- All units are handed, 2nd to last character of model number indicates hand (**L** for Left, **R** for Right)

THREE COLUMN LOCKERS, FOUR ROWS



Full pull doors (P)
Left hand shown



Flat front doors (M or L)
Left hand shown

Three Column Locker, Four Rows - 72"H

MODEL#

DIMENSIONS

FREIGHT CLASS

WT/LBS.

CUBIC FT.

LIST PRICE

Metal case with metal doors - full pull

GUTTSF472S36LP / RP 18 x 36 x 72

125

222.4

31.1

\$4722

GUTTSF472S42LP / RP 18 x 42 x 72

125

239.7

36.1

\$4954

Metal case with metal doors - flat front

GUTTSF472S36LM / RM 18 x 36 x 72

125

222.4

31.1

\$4722

GUTTSF472S42LM / RM 18 x 42 x 72

125

239.7

36.1

\$4954

Metal case with laminate doors

GUTTSF472S36LL / RL 18 x 36 x 72

125

222.4

31.1

\$5910

GUTTSF472S42LL / RL 18 x 42 x 72

125

239.7

36.1

\$6207

- All units are handed, 2nd to last character of model number indicates hand (**L** for Left, **R** for Right)

LOCKER ANGLED TOP

MODEL#

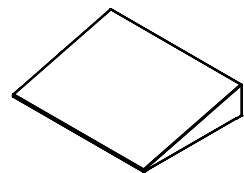
DIMENSIONS

FREIGHT CLASS

WT/LBS.

CUBIC FT.

LIST PRICE



Angled Top for Lockers - 18"D

GUAT1812

18 x 12 x 5

250

3.63

0.99

\$164

GUAT1815

18 x 15 x 5

250

4.27

1.21

\$178

GUAT1818

18 x 18 x 5

250

4.92

1.43

\$179

GUAT1824

18 x 24 x 5

250

6.2

1.87

\$183

GUAT1830

18 x 30 x 5

250

7.49

2.31

\$193

GUAT1836

18 x 36 x 5

250

8.77

2.75

\$199

GUAT1842

18 x 42 x 5

250

10.06

3.19

\$211

Convert standard flat top locker to angled top. Prevents items from being stacked on the top of a locker and makes cleaning easy. Mounted flush with the locker case; excluding the door front. Mounting hardware included, use on lockers with corresponding width and depth as the sloped top.



Required Specifications

Case finish (painted)
Door front finish (painted or laminate)
Key/lock Handle (P and M models only)
Color

Optional Specifications





Ventilation (P and M models only)

Refer to specification options on page 33 for applicable options and upcharges.



| WAYFINDING | MODEL# | DIMENSIONS | FREIGHT CLASS | WT/LBS. | CUBIC FT. | LIST PRICE | | | | | | | | | | | | | | | | | | | | | | | | | | | | | | | | |
|---|---|--------------------|------------------|---------|-----------|------------|--|----------|--------------|------------------|---|---|---|---|-----------------------|--|---|---|------------------------------|--|---|---|-------------------------|--|---|---|-----------------------------------|--|--|---|---|--|---|--|-------------------------|--|--|---|
|  | D x W x H | | | | | | | | | | | | | | | | | | | | | | | | | | | | | | | | | | | | | |
| | WFL50 | -- x 2 x 1 | 70 | 1 | .01 | \$330 | | | | | | | | | | | | | | | | | | | | | | | | | | | | | | | | |
| | WFL100 | -- x 2 x 1 | 70 | 1 | .01 | \$330 | | | | | | | | | | | | | | | | | | | | | | | | | | | | | | | | |
| | WFL150 | -- x 2 x 1 | 70 | 1 | .01 | \$330 | | | | | | | | | | | | | | | | | | | | | | | | | | | | | | | | |
| | WFL200 | -- x 2 x 1 | 70 | 1 | .01 | \$330 | | | | | | | | | | | | | | | | | | | | | | | | | | | | | | | | |
| | WFL250 | -- x 2 x 1 | 70 | 1 | .01 | \$330 | | | | | | | | | | | | | | | | | | | | | | | | | | | | | | | | |
| | High performance 3M vinyl wayfinding numbers with self adhesive. To be applied once lockers installed on user site; application instructions included. Please specify color: Black (BLK), White (WHT), Silver (SIL). Number range per set: WFL50 set includes numbers 01-50. WFL100 set includes numbers 51-100. WFL150 set includes numbers 101-150 WFL200 set includes numbers 151-200 WFL250 set includes numbers 201-250 Additional ranges available by special request. | | | | | | | | | | | | | | | | | | | | | | | | | | | | | | | | | | | | | |
| KEYS | MODEL# | DIMENSIONS | FREIGHT CLASS | WT/LBS. | CUBIC FT. | LIST PRICE | | | | | | | | | | | | | | | | | | | | | | | | | | | | | | | | |
|  | Digilock User Key | | | | | | | | | | | | | | | | | | | | | | | | | | | | | | | | | | | | | |
| | GUKEZDV6P | 1.5 x 2.75 x 11/16 | 70 | 1 | 0.01 | \$193 | | | | | | | | | | | | | | | | | | | | | | | | | | | | | | | | |
| | Digilock Manager Key | | | | | | | | | | | | | | | | | | | | | | | | | | | | | | | | | | | | | |
| | GUKEZDV6M | 1.5 x 5.25 x 1 | 70 | 1 | 0.01 | \$140 | | | | | | | | | | | | | | | | | | | | | | | | | | | | | | | | |
| | Digilock Program Key | | | | | | | | | | | | | | | | | | | | | | | | | | | | | | | | | | | | | |
| | GUKEZDV6P | 1.5 x 5.25 x 1 | 70 | 1 | 0.01 | \$193 | | | | | | | | | | | | | | | | | | | | | | | | | | | | | | | | |
| | Digilock Keys | | | | | | | | | | | | | | | | | | | | | | | | | | | | | | | | | | | | | |
| <table><tr><th></th><th>User Key</th><th>Manager Key¹</th><th>Programming Key²</th></tr><tr><td>Operates the lock, for users unable to use keypad</td><td>•</td><td>•</td><td>•</td></tr><tr><td>Overrides user access</td><td></td><td>•</td><td>•</td></tr><tr><td>Allows management inspection</td><td></td><td>•</td><td>•</td></tr><tr><td>Provides external power</td><td></td><td>•</td><td>•</td></tr><tr><td>Programs manager keys to the lock</td><td></td><td></td><td>•</td></tr><tr><td>Assigns user credentials³ (in assigned use functionality)</td><td></td><td>•</td><td></td></tr><tr><td>Sets lock functionality</td><td></td><td></td><td>•</td></tr></table> <div><div>¹ Up to six manager keys may be programmed to each lock.</div><div>² One programming key allowed per lock system.</div><div>³ Up to 20 user credentials may be assigned to each lock.</div></div> | | | | | | | | User Key | Manager Key¹ | Programming Key² | Operates the lock, for users unable to use keypad | • | • | • | Overrides user access | | • | • | Allows management inspection | | • | • | Provides external power | | • | • | Programs manager keys to the lock | | | • | Assigns user credentials³ (in assigned use functionality) | | • | | Sets lock functionality | | | • |
| | User Key | Manager Key¹ | Programming Key² | | | | | | | | | | | | | | | | | | | | | | | | | | | | | | | | | | | |
| Operates the lock, for users unable to use keypad | • | • | • | | | | | | | | | | | | | | | | | | | | | | | | | | | | | | | | | | | |
| Overrides user access | | • | • | | | | | | | | | | | | | | | | | | | | | | | | | | | | | | | | | | | |
| Allows management inspection | | • | • | | | | | | | | | | | | | | | | | | | | | | | | | | | | | | | | | | | |
| Provides external power | | • | • | | | | | | | | | | | | | | | | | | | | | | | | | | | | | | | | | | | |
| Programs manager keys to the lock | | | • | | | | | | | | | | | | | | | | | | | | | | | | | | | | | | | | | | | |
| Assigns user credentials³ (in assigned use functionality) | | • | | | | | | | | | | | | | | | | | | | | | | | | | | | | | | | | | | | | |
| Sets lock functionality | | | • | | | | | | | | | | | | | | | | | | | | | | | | | | | | | | | | | | | |

P

1900P PERSONAL TOWERS

| 1900P SERIES PERSONAL TOWERS | | MODEL# | DIMENSIONS | FREIGHT CLASS | WT/LBS. | CUBIC FT. | LIST PRICE |
|--|--|---|-----------------|---------------|---------|-----------|------------|
|  | | | D x W x H | | | | |
| | | 19PT3-2BFL | 24 x 24 x 39.52 | 125 | 110 | 16.25 | \$2318 |
| | | 19PT3-2BFR | 24 x 24 x 39.52 | 125 | 110 | 16.25 | \$2318 |
| | | <ul style="list-style-type: none">Model 19PT3-2BFL has wardrobe section on the left and drawers on the right.Model 19PT3-2BFR has wardrobe section on the right and drawers on the left. <p>1900P style pull on all drawers. Includes ventilated 24"D wardrobe section (ventilated on bottom of cabinet), locker compartment, 2 box drawers and 1 file drawer. Locker compartment has one fixed shelf. Locking.</p> | | | | | |
|  | | | | | | | |
| | | 19PT3-2FL | 24 x 24 x 39.52 | 125 | 125 | 16.25 | \$2318 |
| | | 19PT3-2FR | 24 x 24 x 39.52 | 125 | 125 | 16.25 | \$2318 |
| | | <ul style="list-style-type: none">Model 19PT3-2FL has wardrobe section on the left and drawers on the right.Model 19PT3-2FR has wardrobe section on the right and drawers on the left. <p>1900P style pull on all drawers. Includes ventilated 24"D wardrobe section (ventilated on bottom of cabinet), locker compartment, and 2 file drawers. Locker compartment has one fixed shelf. Locking.</p> | | | | | |
|  | | | | | | | |
| | | 19PT4-2BFL | 24 x 24 x 51.89 | 150 | 134 | 23.1 | \$2331 |
| | | 19PT4-2BFR | 24 x 24 x 51.89 | 150 | 134 | 23.1 | \$2331 |
| | | <ul style="list-style-type: none">Model 19PT4-2BFL has wardrobe section on the left and drawers on the right.Model 19PT4-2BFR has wardrobe section on the right and drawers on the left. <p>1900P style pull on all drawers. Includes ventilated 24"D wardrobe section (ventilated on bottom of cabinet), locker compartment, 2 box drawers and 1 file drawer. Locker compartment has one adjustable shelf and one fixed shelf. Locking.</p> | | | | | |
|  | | | | | | | |
| | | 19PT4-2FL | 24 x 24 x 51.89 | 125 | 149 | 23.1 | \$2331 |
| | | 19PT4-2FR | 24 x 24 x 51.89 | 125 | 149 | 23.1 | \$2331 |
| | | <ul style="list-style-type: none">Model 19PT4-2FL has wardrobe section on the left and drawers on the right.Model 19PT4-2FR has wardrobe section on the right and drawers on the left. <p>1900P style pull on all drawers. Includes ventilated 24"D wardrobe section (ventilated on bottom of cabinet), locker compartment and 2 file drawers. Locker compartment has one adjustable shelf and one fixed shelf. Locking.</p> | | | | | |

Required Specifications
Metal finish

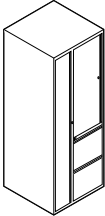
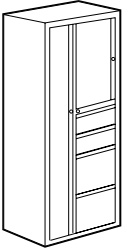

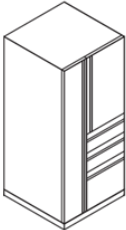
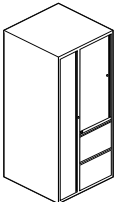
| 1900P SERIES PERSONAL TOWERS | MODEL# | DIMENSIONS | FREIGHT CLASS | WT/LBS. | CUBIC FT. | LIST PRICE |
|---|--|-----------------|---------------|---------|-----------|------------|
|  | D x W x H | | | | | |
| | 19PT5-2BFL | 24 x 24 x 66.39 | 125 | 162 | 26.75 | \$2403 |
| | 19PT5-2BFR | 24 x 24 x 66.39 | 125 | 162 | 26.75 | \$2403 |
| | <ul style="list-style-type: none">Model 19PT5-2BFL has wardrobe section on the left and drawers on the right.Model 19PT5-2BFR has wardrobe section on the right and drawers on the left. | | | | | |
| | 1900P style pull on all drawers. Includes ventilated 24"D wardrobe section (ventilated on bottom of cabinet), locker compartment, 2 box drawers and 1 file drawer. Locker compartment has two adjustable shelves and one fixed shelf. Locking. | | | | | |
|  | 19PT5-2FL | 24 x 24 x 66.39 | 150 | 159 | 26.75 | \$2403 |
| | 19PT5-2FR | 24 x 24 x 66.39 | 150 | 159 | 26.75 | \$2403 |
| | <ul style="list-style-type: none">Model 19PT5-2FL has wardrobe section on the left and drawers on the right.Model 19PT5-2FR has wardrobe section on the right and drawers on the left. | | | | | |
| | 1900P style pull on all drawers. Includes ventilated 24"D wardrobe section (ventilated on bottom of cabinet), locker compartment and 2 file drawers. Locker compartment has two adjustable shelves and one fixed shelf. Locking. | | | | | |
| | | | | | | |

Required Specifications

Metal finish

P

9300P PERSONAL TOWERS

| 9300P SERIES PERSONAL TOWERS | MODEL# | DIMENSIONS | FREIGHT CLASS | WT/LBS. | CUBIC FT. | LIST PRICE |
|---|--|-----------------|---------------|---------|-----------|------------|
|  | | D x W x H | | | | |
| | 93PT-2FL | 24 x 24 x 65.25 | 125 | 160 | 21.75 | \$2436 |
| | 93PT-2FR | 24 x 24 x 65.25 | 125 | 160 | 21.75 | \$2436 |
| | <ul style="list-style-type: none">Model 93PT-2FL has wardrobe section on the left and file drawers on the right.Model 93PT-2FR has wardrobe section on the right and file drawers on the left. <p>Full looped pulls on all drawers. Includes ventilated 24"D wardrobe section, locker compartment and 2 file drawers. Locker compartment includes 1 shelf. Locking.</p> | | | | | |
|  | | | | | | |
| | 93PT-2B2FL | 24 x 24 x 65.25 | 125 | 170 | 21.75 | \$2436 |
| | 93PT-2B2FR | 24 x 24 x 65.25 | 125 | 170 | 21.75 | \$2436 |
| | <ul style="list-style-type: none">Model 93PT-2B2FL has wardrobe section on the left and file drawers on the right.Model 93PT-2B2FR has wardrobe section on the right and file drawers on the left. <p>Full looped pulls on all drawers. Includes ventilated 24"D wardrobe section, locker compartment and 2 box and 2 file drawers. Locker compartment includes 2 shelves. Locking.</p> | | | | | |
|  | | | | | | |
| | 93PT-3FL | 24 x 24 x 65.25 | 125 | 165 | 21.75 | \$2436 |
| | 93PT-3FR | 24 x 24 x 65.25 | 125 | 165 | 21.75 | \$2436 |
| | <ul style="list-style-type: none">Model 93PT-3FL has wardrobe section on the left and file drawers on the right.Model 93PT-3FR has wardrobe section on the right and file drawers on the left. <p>Full looped pulls on all drawers. Includes ventilated 24"D wardrobe section, locker compartment and 3 file drawers. Locker compartment includes 2 shelves. Locking.</p> | | | | | |
|  | | | | | | |
| | 93PT4-2BFL | 24 x 24 x 54 | 125 | 135 | 18 | \$2356 |
| | 93PT4-2BFR | 24 x 24 x 54 | 125 | 135 | 18 | \$2356 |
| | <ul style="list-style-type: none">Model 93PT4-2BFL has wardrobe section on the left and file drawers on the right.Model 93PT4-2BFR has wardrobe section on the right and file drawers on the left. <p>Full looped pulls on all drawers. Includes ventilated 24"D wardrobe section, locker compartment and 2 file drawers. Locker compartment includes 1 shelf. Locking.</p> | | | | | |
|  | | | | | | |
| | 93PT4-2FL | 24 x 24 x 54 | 125 | 132 | 18 | \$2356 |
| | 93PT4-2FR | 24 x 24 x 54 | 125 | 132 | 18 | \$2356 |
| | <ul style="list-style-type: none">Model 93PT4-2FL has wardrobe section on the left and file drawers on the right.Model 93PT4-2FR has wardrobe section on the right and file drawers on the left. <p>Full looped pulls on all drawers. Includes ventilated 24"D wardrobe section, locker compartment and 2 file drawers. Locker compartment includes 1 shelf. Locking.</p> | | | | | |

Required Specifications
Metal finish

PRIME SERIES PERSONAL TOWERS

MODEL# DIMENSIONS FREIGHT CLASS WT/LBS. CUBIC FT. LIST PRICE

D x W x H

50"H

| | | | | | |
|---------------|----------------|-----|--------|-------|--------|
| GUSLF4G24BCPL | 24 x 24 x 49.6 | 100 | 176.71 | 19.23 | \$2543 |
| GUSLF4G24BCPR | 24 x 24 x 49.6 | 100 | 176.71 | 19.23 | \$2543 |

54"H

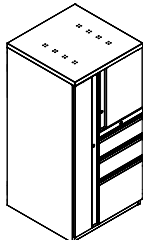
| | | | | | |
|---------------|----------------|-----|--------|-------|--------|
| GUSLF4H24BCPL | 24 x 24 x 53.6 | 100 | 181.63 | 19.83 | \$2543 |
| GUSLF4H24BCPR | 24 x 24 x 53.6 | 100 | 181.63 | 19.83 | \$2543 |

66"H

| | | | | | |
|---------------|----------------|-----|--------|-------|--------|
| GUSLF5024BCPL | 24 x 24 x 65.6 | 100 | 204.52 | 25.25 | \$2622 |
| GUSLF5024BCPR | 24 x 24 x 65.6 | 100 | 204.52 | 25.25 | \$2622 |

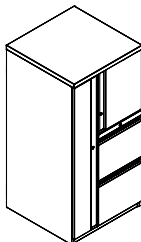
- GUSLFxx24BCPL models have wardrobe on the **left** and file drawers on the **right**
- GUSLFxx24BCPR models have wardrobe on the **right** and file drawers on the **left**

Wardrobe section includes top shelf and coat bar. Hinged door compartment of 50"H and 54"H includes one adjustable shelf; 66"H includes two adjustable shelves. Wardrobe section includes top perforations for ventilation. Three locks included - wardrobe door, hinged door shelving compartment and drawers. Ships assembled in one carton.



Left Shown

Personal Tower - Box/Box/File



Left Shown

Personal Tower - File/File

50"H

| | | | | | |
|---------------|----------------|-----|--------|-------|--------|
| GUSLF4G24FCPL | 24 x 24 x 49.6 | 100 | 181.05 | 19.23 | \$2543 |
| GUSLF4G24FCPR | 24 x 24 x 49.6 | 100 | 181.05 | 19.23 | \$2543 |

54"H

| | | | | | |
|---------------|----------------|-----|--------|-------|--------|
| GUSLF4H24FCPL | 24 x 24 x 53.6 | 100 | 186.43 | 19.83 | \$2543 |
| GUSLF4H24FCPR | 24 x 24 x 53.6 | 100 | 186.43 | 19.83 | \$2543 |

66"H

| | | | | | |
|---------------|----------------|-----|--------|-------|--------|
| GUSLF5024FCPL | 24 x 24 x 65.6 | 100 | 231.53 | 25.25 | \$2622 |
| GUSLF5024FCPR | 24 x 24 x 65.6 | 100 | 231.53 | 25.25 | \$2622 |

- GUSLFxx24FCPL models have wardrobe on the **left** and file drawers on the **right**
- GUSLFxx24FCPR models have wardrobe on the **right** and file drawers on the **left**

Wardrobe section includes top shelf and coat bar. Hinged door compartment of 50"H and 54"H includes one adjustable shelf; 66"H includes two adjustable open shelves. Wardrobe section includes top perforations for ventilation. Three locks included - wardrobe door, hinged door shelving compartment and drawers. Ships assembled in one carton.

50"H

| | | | | | |
|-----------------|----------------|-----|--------|-------|--------|
| GUSLS4G2424BOPL | 24 x 24 x 49.6 | 100 | 186.18 | 19.23 | \$3213 |
| GUSLS4G2424BOPR | 24 x 24 x 49.6 | 100 | 186.18 | 19.23 | \$3213 |

54"H

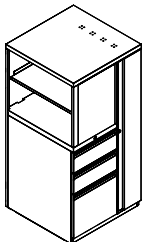
| | | | | | |
|-----------------|----------------|-----|--------|-------|--------|
| GUSLS4H2424BOPL | 24 x 24 x 53.6 | 100 | 186.91 | 19.83 | \$3231 |
| GUSLS4H2424BOPR | 24 x 24 x 53.6 | 100 | 186.91 | 19.83 | \$3231 |

66"H

| | | | | | |
|-----------------|----------------|-----|--------|-------|--------|
| GUSLS502424BOPL | 24 x 24 x 65.6 | 100 | 236.34 | 25.25 | \$3288 |
| GUSLS502424BOPR | 24 x 24 x 65.6 | 100 | 236.34 | 25.25 | \$3288 |

- GUSLFxx24BOPL models have wardrobe on the **left** and file drawers on the **right**
- GUSLFxx24BOPR models have wardrobe on the **right** and file drawers on the **left**

Wardrobe section includes top shelf and coat bar. 50"H and 54"H include open side shelf with one adjustable shelf; 66"H includes open side shelf with two adjustable shelves. Wardrobe section includes top perforations for ventilation. Two locks included - wardrobe door and drawers. Ships assembled one carton.



Right Shown

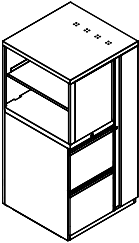
Personal Tower -
Open Side Shelves/Box/Box/File

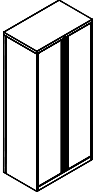
Required Specifications

Metal finish

P

PRIME PERSONAL TOWERS

| PRIME - PERSONAL TOWERS | MODEL# | DIMENSIONS | FREIGHT CLASS | WT/LBS. | CUBIC FT. | LIST PRICE |
|---|---|----------------|---------------|---------|-----------|------------|
| <div></div> <div>Personal Tower - Open Side Shelves/File/File*</div> | D x W x H | | | | | |
| | 50"H | | | | | |
| | GUSLS4G2424FOPL | 24 x 24 x 49.6 | 100 | 179.54 | 19.23 | \$3213 |
| | GUSLS4G2424FOPR | 24 x 24 x 49.6 | 100 | 179.54 | 19.23 | \$3213 |
| | 54"H | | | | | |
| | GUSLS4H2424FOPL | 24 x 24 x 53.6 | 100 | 180.26 | 19.83 | \$3231 |
| | GUSLS4H2424FOPR | 24 x 24 x 53.6 | 100 | 180.26 | 19.83 | \$3231 |
| | 66"H | | | | | |
| | GUSLS502424FOPL | 24 x 24 x 65.6 | 100 | 232.55 | 25.25 | \$3288 |
| | GUSLS502424FOPR | 24 x 24 x 65.6 | 100 | 232.55 | 25.25 | \$3288 |
| | <ul style="list-style-type: none">GUSLSxx2424FOPL models have wardrobe on the left and file drawers on the rightGUSLSxx2424FOPR models have wardrobe on the right and file drawers on the left | | | | | |
| | Wardrobe section includes top shelf and coat bar. 50"H and 54"H include open side shelf with one adjustable shelf; 66"H includes open side shelf with two adjustable shelves. Wardrobe section includes top perforations for ventilation. Two locks included - wardrobe door and drawers. Ships assembled one carton. | | | | | |
| | Right Shown | | | | | |

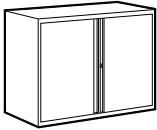
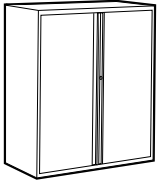
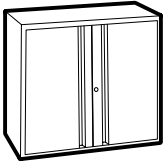
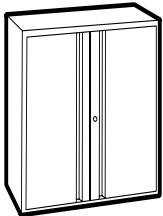
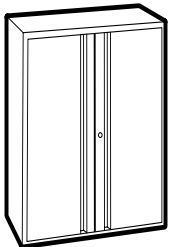
| PRIME - WARDROBE CABINETS | MODEL# | DIMENSIONS | FREIGHT CLASS | WT/LBS. | CUBIC FT. | LIST PRICE |
|---|--|----------------|---------------|---------|-----------|------------|
| <div></div> <div>Wardrobe Cabinet - 66"H</div> | GUWC51C1830P | 18 x 30 x 65.6 | 150 | 125.26 | 23.85 | \$1694 |
| | GUWC51C1836P | 18 x 36 x 65.6 | 150 | 164.97 | 28.4 | \$2143 |
| | GUWC51C1842P | 18 x 42 x 65.6 | 150 | 180.59 | 32.94 | \$2369 |
| | 30"W includes full width shelf and side-to-side coat rod. 36" and 42"W are split with shelving on left side, wardrobe on the other. Locking. Ships assembled one carton. | | | | | |

Required Specifications

Metal finish

Optional Specifications

Counterweight (W2)*

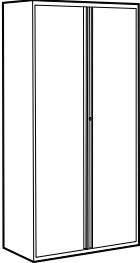

| 9300P SERIES - STORAGE CABINETS | MODEL# | DIMENSIONS | FREIGHT CLASS | WT/LBS. | CUBIC FT. | LIST PRICE |
|---|--|-----------------|---------------|---------|-----------|------------|
|  | D x W x H | | | | | |
| | 9330P-2S1 | 18 x 30 x 27.12 | 150 | 57 | 10 | \$564 |
| | 9336P-2S1 | 18 x 36 x 27.12 | 150 | 61 | 14 | \$609 |
| | 9342P-2S1 | 18 x 42 x 27.12 | 150 | 73 | 14 | \$656 |
| Two Door Storage Cabinet - 27 1/8"H | One full width, fixed , non-slotted shelf. Lock and leveling glides standard. Matches lateral file case dimensions. Full pull handle design. Shipped assembled in one carton. <ul style="list-style-type: none">• All shelves were tested to hold up to 70 - 75 lbs. evenly distributed. | | | | | |
|  | 9336P-S42L | 18 x 36 x 42 | 150 | 98 | 20 | \$680 |
| | One fixed and one adjustable shelf. Lock and leveling glides standard. Full pull handle design. <ul style="list-style-type: none">• All shelves were tested to hold up to 70 - 75 lbs. evenly distributed. | | | | | |
|  | 9330P-3S1 | 18 x 30 x 40.5 | 150 | 80 | 17 | \$640 |
| | 9336P-3S1 | 18 x 36 x 40.5 | 150 | 88 | 21 | \$669 |
| | 9342P-3S1 | 18 x 42 x 40.5 | 150 | 100 | 24 | \$707 |
| | One fixed and one adjustable shelf. Lock and leveling glides standard. Matches lateral file case dimensions. Full pull handle design. <ul style="list-style-type: none">• All shelves were tested to hold up to 70 - 75 lbs. evenly distributed. | | | | | |
|  | 9330P-4S1 | 18 x 30 x 54 | 150 | 102 | 23 | \$707 |
| | 9336P-4S1 | 18 x 36 x 54 | 150 | 111 | 27 | \$737 |
| | 9342P-4S1 | 18 x 42 x 54 | 150 | 125 | 31 | \$790 |
| | One fixed and two adjustable shelves. Lock and leveling glides standard. Matches lateral file case dimensions. Full pull handle design. <ul style="list-style-type: none">• All shelves were tested to hold up to 70 - 75 lbs. evenly distributed. | | | | | |
|  | 9330P-5S1 | 18 x 30 x 65.25 | 150 | 122 | 27 | \$767 |
| | 9336P-5S1 | 18 x 36 x 65.25 | 150 | 134 | 32 | \$814 |
| | 9342P-5S1 | 18 x 42 x 65.25 | 150 | 150 | 37 | \$860 |
| | One fixed and three adjustable shelves. Lock and leveling glides standard. Matches lateral file case dimensions. Full pull handle design. <ul style="list-style-type: none">• All shelves were tested to hold up to 70 - 75 lbs. evenly distributed. | | | | | |

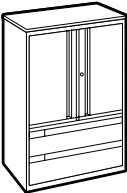
Required Specifications

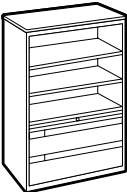
Metal Finish

S



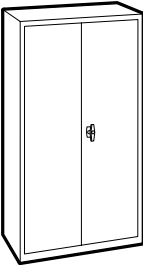

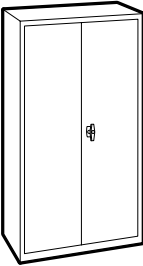
9300P STORAGE

| 9300P SERIES STORAGE CABINETS | MODEL# | DIMENSIONS | FREIGHT CLASS | WT/LBS. | CUBIC FT. | LIST PRICE |
|---|------------|--------------|---------------|---------|-----------|------------|
|  | | D x W x H | | | | |
| | 9336P-S72L | 18 x 36 x 72 | 250 | 133 | 36 | \$840 |
|  | | | | | | |
| | 9330P-FWS | -- | -- | -- | -- | \$60 |
| | 9336P-FWS | -- | -- | -- | -- | \$63 |
| | 9342P-FWS | -- | -- | -- | -- | \$72 |
| For use with 9300P Series storage cabinets. | | | | | | |

| 9300P SERIES MULTI-STOR | MODEL# | DIMENSIONS | FREIGHT CLASS | WT/LBS. | CUBIC FT. | LIST PRICE |
|--|------------|-----------------|---------------|---------|-----------|------------|
|  | 9336P-5MSL | 18 x 36 x 65.25 | 125 | 245 | 32 | \$1713 |
| All purpose storage unit with two fixed shelves, one adjustable shelf and standard side-to-side hanging file bars in the roll-out drawers. Full pull handle design. | | | | | | |
| • Storage and lateral units lock independently and are keyed alike. | | | | | | |

| 9300P SERIES EXHIBIT CABINET | MODEL# | DIMENSIONS | FREIGHT CLASS | WT/LBS. | CUBIC FT. | LIST PRICE |
|--|-----------|-----------------|---------------|---------|-----------|------------|
|  | 9336P-5FX | 18 x 36 x 65.25 | 125 | 230 | 32 | \$1600 |
| Open shelving with one fixed and two adjustable shelves, Two lateral file drawers. Side-to-side hanging file bars included. Locking. Full pull handle design. | | | | | | |

| | | |
|--------------------------------|----------------------------------|--|
| Required Specifications | Optional Specifications | Accessories |
| Paint finish | Counterweight Key alike/key # | Front-to-back file bars Plate dividers Extra or replacement keys, or keys + core available |

| 9300 SERIES STORAGE | MODEL# | DIMENSIONS | FREIGHT CLASS | WT/LBS. | CUBIC FT. | LIST PRICE |
|---|--|-----------------|---------------|---------|-----------|------------|
| <div>  <p>Two Door Storage Cabinet - 27 1/8"H</p> </div> <div>  <p>Two Door Storage Cabinet - 42"H</p> </div> <div>  <p>Two Door Storage Cabinet - 72"H</p> </div> <div>  <p>Two Door Storage Cabinet - 42"H</p> </div> <div>  <p>Two Door Storage Cabinet - 72"H</p> </div> | | D x W x H | | | | |
| | 9336-2S1 | 18 x 36 x 27.12 | 150 | 61 | 14 | \$609 |
| | One full width, fixed , non-slotted shelf. Lock and leveling glides standard. Matches lateral file case dimensions. <ul style="list-style-type: none"> All shelves were tested to hold up to 120 lbs. evenly distributed. | | | | | |
| | 9336-S42L | 18 x 36 x 42 | 150 | 88 | 20 | \$680 |
| | One fixed and one adjustable shelf. Lock and leveling glides standard. <ul style="list-style-type: none"> All shelves were tested to hold up to 120 lbs. evenly distributed. | | | | | |
| | 9336-S72L | 18 x 36 x 72 | 250 | 130 | 36 | \$840 |
| | One fixed and three adjustable shelves. Lock and leveling glides standard. <ul style="list-style-type: none"> All shelves were tested to hold up to 120 lbs. evenly distributed. | | | | | |
| | 93CG-S42L | 18 x 36 x 42 | 150 | 98 | 20 | \$773 |
| | Two adjustable shelves. Two point locking doors. <ul style="list-style-type: none"> CGSB approved All shelves were tested to hold up to 120 lbs. evenly distributed. | | | | | |
| | 93CG-S72L | 18 x 36 x 72 | 150 | 158 | 36 | \$935 |
| | Six adjustable shelves. Two point locking doors. <ul style="list-style-type: none"> CGSB approved All shelves were tested to hold up to 120 lbs. evenly distributed. | | | | | |

| Required Specifications | Optional Specifications | Accessories |
|-------------------------|----------------------------------|--|
| Paint finish | Counterweight Key alike/key # | Front-to-back file bars Plate dividers Extra or replacement keys, or keys + core available |

S

9300 STORAGE

9300 SERIES STORAGE CABINETS




Additional Shelf

| MODEL# | DIMENSIONS | FREIGHT CLASS | WT/LBS. | CUBIC FT. | LIST PRICE |
|-----------|---------------|---------------|---------|-----------|------------|
| D x W x H | | | | | |
| 9336-FWS | 18 x 36 x .75 | 85 | 7 | .50 | \$63 |
| 93CG-FWS | 18 x 36 x .75 | 85 | 7 | .50 | \$103 |

Specify **9336-FWS** for 9336-5MSL, 9336-S72L, 9336-S42L, 9336-2SL storage cabinets.
Specify **93CG-FWS** for 93CG Storage Cabinets.

9300 SERIES MULTI-STOR



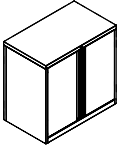
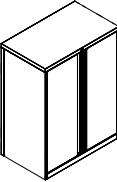
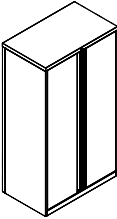
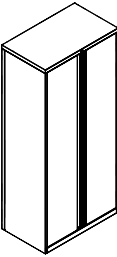

Multi-Stor Cabinet

| MODEL# | DIMENSIONS | FREIGHT CLASS | WT/LBS. | CUBIC FT. | LIST PRICE |
|-----------|-----------------|---------------|---------|-----------|------------|
| 9336-5MSL | 18 x 36 x 65.25 | 125 | 200 | 32 | \$1713 |

All purpose storage unit with two fixed shelves, one adjustable shelf and standard side-to-side hanging file bars in the roll-out drawers. Center pull handle design

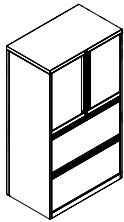
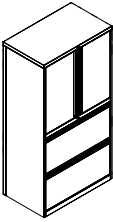
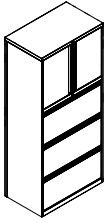
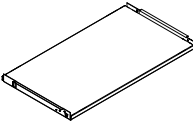
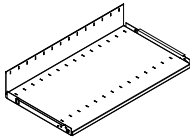
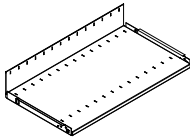
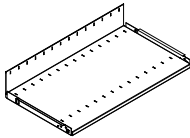
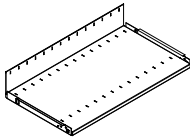
- Storage and lateral units lock independently and are keyed alike.
- Upper drawer is binder opening, lower drawer is letter opening.
- Both drawers accept legal files.

Required Specifications
Metal Finish

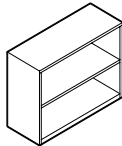
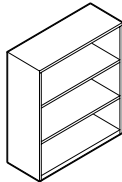
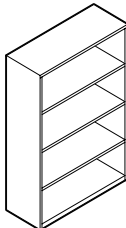
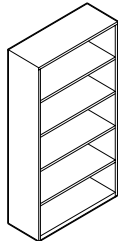
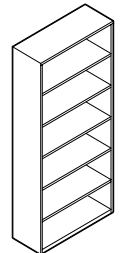
| PRIME SERIES STORAGE | MODEL# | DIMENSIONS | FREIGHT CLASS | WT/LBS. | CUBIC FT. | LIST PRICE |
|--|--------------|----------------|---------------|---------|-----------|------------|
|  | | D x W x H | | | | |
| | GUSC21G1830P | 18 x 30 x 28 | 125 | 75.08 | 10.5 | \$1050 |
| | GUSC21G1836P | 18 x 36 x 28 | 125 | 86.48 | 12.5 | \$1114 |
| | GUSC21G1842P | 18 x 42 x 28 | 125 | 95.78 | 14.5 | \$1284 |
| One adjustable shelf and one fixed bottom shelf. Locking. Ships assembled in one carton. | | | | | | |
|  | | | | | | |
| | GUSC31G1830P | 18 x 30 x 39.2 | 125 | 96.69 | 14.5 | \$1281 |
| | GUSC31G1836P | 18 x 36 x 39.2 | 125 | 111.59 | 17.2 | \$1430 |
| | GUSC31G1842P | 18 x 42 x 39.2 | 125 | 124.49 | 20 | \$1583 |
| Two adjustable shelves and one fixed bottom shelf. Locking. Ships assembled in one carton | | | | | | |
|  | | | | | | |
| | GUSC41H1830P | 18 x 30 x 53.6 | 125 | 120.17 | 19.6 | \$1583 |
| | GUSC41H1836P | 18 x 36 x 53.6 | 150 | 138.27 | 23.3 | \$1768 |
| | GUSC41H1842P | 18 x 42 x 53.6 | 150 | 154.37 | 27 | \$1956 |
| Three adjustable shelves and one fixed bottom shelf. Locking. Ships assembled in one carton. | | | | | | |
|  | | | | | | |
| | GUSC51C1830P | 18 x 30 x 65.6 | 150 | 138.5 | 23.9 | \$1768 |
| | GUSC51C1836P | 18 x 36 x 65.6 | 150 | 160.4 | 28.4 | \$1993 |
| | GUSC51C1842P | 18 x 42 x 65.6 | 150 | 180.4 | 32.9 | \$2220 |
| Four adjustable shelves and one fixed bottom shelf. Locking. Ships assembled in one carton. | | | | | | |
|  | | | | | | |
| | GUSC61G1830P | 18 x 30 x 77.6 | 150 | 161.59 | 28.1 | \$2369 |
| | GUSC61G1836P | 18 x 36 x 77.6 | 150 | 186.49 | 33.5 | \$2634 |
| | GUSC61G1842P | 18 x 42 x 77.6 | 150 | 209.29 | 38.8 | \$2896 |
| Five adjustable shelves and one fixed bottom shelf. Locking. Ships assembled in one carton. | | | | | | |

Required Specifications

Metal finish

| PRIME SERIES MULTI-STOR | MODEL# | DIMENSIONS | FREIGHT CLASS | WT/LBS. | CUBIC FT. | LIST PRICE |
|--|--|-----------------|---------------|---------|-----------|------------|
|  | | D x W x H | | | | |
| | GUCC41G1830P | 18 x 30 x 49.6 | 100 | 149.96 | 18.2 | \$2310 |
| | GUCC41G1836P | 18 x 36 x 49.6 | 125 | 172.96 | 21.96 | \$2594 |
| | GUCC41G1842P | 18 x 42 x 49.6 | 125 | 195.36 | 25.1 | \$2798 |
|  | | | | | | |
| | GUCC41H1830P | 18 x 30 x 53.6 | 125 | 154.54 | 19.6 | \$2332 |
| | GUCC41H1836P | 18 x 36 x 53.6 | 125 | 178.54 | 23.3 | \$2408 |
| | GUCC41H1842P | 18 x 42 x 53.6 | 125 | 202.04 | 27 | \$2558 |
|  | | | | | | |
| | GUCC51C1830P | 18 x 30 x 65.6 | 125 | 188.5 | 23.9 | \$2969 |
| | GUCC51C1836P | 18 x 36 x 65.6 | 125 | 216.9 | 28.4 | \$3007 |
| | GUCC51C1842P | 18 x 42 x 65.6 | 125 | 245.5 | 32.9 | \$3158 |
| | | | | | | |
|   | | | | | | |
| | Non-slotted shelf | | | | | |
| | GUSA011830 | 16 x 28.4 x 0.8 | 70 | 7.2 | 0.4 | \$73 |
| | GUSA011836 | 16 x 34.4 x 0.8 | 70 | 8.4 | 0.5 | \$82 |
|  | | | | | | |
| | GUSA011842 | 16 x 40.4 x 0.8 | 70 | 9.5 | 0.6 | \$86 |
| | Slotted shelf | | | | | |
| | GUSA021830 | 16 x 28.4 x 0.8 | 150 | 8.2 | 1.8 | \$86 |
|  | | | | | | |
| | GUSA021836 | 16 x 34.4 x 0.8 | 150 | 9.6 | 2.2 | \$100 |
| | GUSA021842 | 16 x 40.4 x 0.8 | 150 | 10.8 | 2.6 | \$106 |
| | | | | | | |
|  | Shelves can be accommodated in GUSC and GUCC cabinets to corresponding widths. | | | | | |
| | | | | | | |

| | | |
|--------------------------------|-------------------------------------|--|
| Required Specifications | Optional Specifications | Accessories |
| Metal finish | Counterweight (W2)* | Extra or replacement keys or keys + core available |
| Key/lock* | Individually locking drawers (KID)* | |

| 9300 SERIES BOOKSHELVES | | MODEL# | DIMENSIONS | FREIGHT CLASS | WT/LBS. | CUBIC FT. | LIST PRICE |
|---|-------------------------------|----------|-----------------|---------------|---------|-----------|------------|
|  | Metal Bookshelves - 28" High | | D x W x H | | | | |
| | | 93BC30-2 | 13 x 30 x 28.19 | 200 | 39 | 8 | \$331 |
| | | 93BC36-2 | 13 x 36 x 28.19 | 200 | 44 | 10 | \$341 |
| | | 93BC42-2 | 13 x 42 x 28.19 | 200 | 50 | 11 | \$447 |
| Two high, one adjustable shelf. Standard with leveling glides. | | | | | | | |
|  | Metal Bookshelves - 41" High | | | | | | |
| | | 93BC30-3 | 13 x 30 x 40.94 | 200 | 53 | 12 | \$357 |
| | | 93BC36-3 | 13 x 36 x 40.94 | 200 | 59 | 14 | \$384 |
| | | 93BC42-3 | 13 x 42 x 40.94 | 200 | 66 | 16 | \$604 |
| Three high, two adjustable shelves. Standard with leveling glides. | | | | | | | |
|  | Metal Bookshelves - 53½" High | | | | | | |
| | | 93BC30-4 | 13 x 30 x 53.69 | 200 | 66 | 15 | \$485 |
| | | 93BC36-4 | 13 x 36 x 53.69 | 200 | 75 | 18 | \$517 |
| | | 93BC42-4 | 13 x 42 x 53.69 | 200 | 83 | 20 | \$844 |
| Four high, three adjustable shelves. Standard with leveling glides. | | | | | | | |
|  | Metal Bookshelves - 66" High | | | | | | |
| | | 93BC30-5 | 13 x 30 x 66.44 | 200 | 80 | 18 | \$640 |
| | | 93BC36-5 | 13 x 36 x 66.44 | 200 | 90 | 22 | \$643 |
| | | 93BC42-5 | 13 x 42 x 66.44 | 200 | 100 | 25 | \$860 |
| Five high, four adjustable shelves. Standard with leveling glides. | | | | | | | |
|  | Metal Bookshelves - 79" High | | | | | | |
| | | 93BC30-6 | 13 x 30 x 79.19 | 200 | 93 | 22 | \$751 |
| | | 93BC36-6 | 13 x 36 x 79.19 | 200 | 105 | 26 | \$768 |
| | | 93BC42-6 | 13 x 42 x 79.19 | 200 | 116 | 30 | \$1009 |
| Six high, five adjustable shelves. Standard with leveling glides. | | | | | | | |

Required Specifications

Metal finish

VERTICAL FILES



Global's vertical files include a range of drawer handle options and varying drawer depths. All models are available in letter or legal size widths and a variety of color choices.

2500 Series

Features **25" deep** drawer cases with drawer pulls, thumb latch and label holders. Two and four drawer models are available with or without lock kits and follower blocks.

2600 Series

Features **26.56" deep** drawer cases and extra wide aluminum label holders. Includes applied pull with thumb latch for opening drawers. Files legal and letter size documents in 2, 3, 4 and 5 drawer heights.

2600 Plus Series

Features **26.56" deep** drawer cases and **recessed pulls** that coordinate with 9300 series lateral files. Files legal and letter size documents in 2, 3, 4 and 5 drawer heights. All models feature locking drawers.

Features and Benefits

- Locks have removable cores for keying alike; field-installable lock kit available for non-locking models
- Full seamless closed tops for a smooth appearance and increased strength
- High wall drawer sides accommodate front-to-back hanging file folders and eliminate the need for costly hanging file frames
- Fully adjustable and removable follower block is standard
- Full extension ball-bearing suspension for smooth and durable drawer movement
- Earth friendly electrostatically applied coating protects the environment and provides a durable finish
- Available in a range of colors, including special paint finishes - see Notes for details

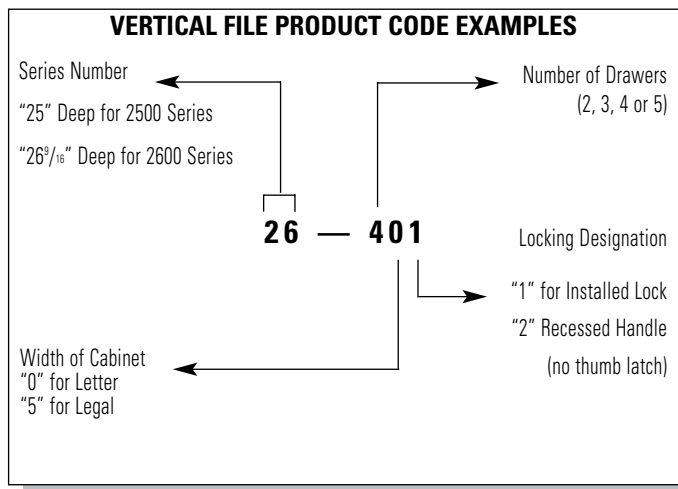


Optional field installable lock kit



High drawer sides accommodate hanging folders

| VERTICAL FILE SERIES | 2500 | 2600 | 2600P |
|---|----------------------|----------------------|----------------------|
| CONSTRUCTION | | | |
| Standard depth | 25" | 26-9/16" | 26-9/16" |
| Welded one piece top | front corners only | front corners only | front corners only |
| Fully enclosed welded bottom (with 6 vertical steel channels) | - | - | - |
| Tenon lock | • | • | • |
| Single point lock | • | • | • |
| Leveling glides (accessible from inside cabinet) | - | - | - |
| Counterweights (recommended for all sizes) | - | - | - |
| Progressive ball bearing suspension | • | • | • |
| Injection molded drawer-front liner | • | • | - |
| Double wall construction | - | - | - |
| High side walls | • | • | • |
| Lifetime Warranty (see terms + conditions) | • | • | • |
| DRAWERS | | | |
| Lock is standard | • | • | • |
| Letter / legal | • | • | • |
| Side to side adapter for letter filing | - | - | - |
| Conversion bars for side-to-side legal to letter | - | - | - |
| Conversion bars for front-to-back legal to letter | - | - | - |
| Pull handle (see matrix on next page) | - | - | - |
| Recessed pull with double wall front | - | - | • |
| Pull handle with thumb latch (see matrix next page) | • | • | - |
| Removable follower block | • | • | • |
| Label holder | • | • | • |
| DRAWER HEIGHTS | | | |
| Standard Drawer Heights | 10-1/2" | 10-1/2" | 10-1/2" |
| SIZES / DIMENSIONS | | | |
| Depth | 25" | 26-9/16" | 26-9/16" |
| Widths | 15-3/16" 18-3/16" | 15-3/16" 18-3/16" | 15-3/16" 18-3/16" |
| Height - 2 drawer | 29" | 29" | 29" |
| Height - 3 drawer | - | 40" | 40" |
| Height - 4 drawer | 52-1/8" | 52-1/8" | 52-1/8" |
| Height - 5 drawer | 64-1/4" | 64-1/4" | 64-1/4" |



STANDARD PAINT FINISHES

| | | | | |
|--------------------|----------------------|---------------------|-----------------|--------------|
| Black (BLK) | Bone (BNE) | Business Grey (BGR) | Charcoal (CHR) | Claret (CLT) |
| Desert Putty (DPT) | Designer White (DWT) | Fog (FOG) | Grey (GRY) | Ice (ICE) |
| Ivory (IVR) | Light Grey (LGR) | Metro (MET) | Moss (MOS) | Navy (NVY) |
| Nevada (NEV) | Oyster (OYS) | Silver (SIL) | Sky (SKY) | Stone (STN) |
| Storm Grey (SGR) | Tahiti Sand (TSA) | Taupe (TPE) | Tungsten (TUN)* | Willow (WIL) |

** 10% upcharge applies*

TEXTURED PAINT FINISHES

| | | | | |
|--------------------|----------------|----------------------|-------------|-----------------|
| Black Coffee (BKC) | Blizzard (BZD) | Dark Chocolate (DCH) | Mocha (MCH) | Stonedust (SDT) |
|--------------------|----------------|----------------------|-------------|-----------------|

THUMB LATCH / HANDLE FINISHES

THUMB LATCH AND HANDLE FINISH MATRIX - 2500 + 2600 SERIES

| <u>Case finish</u> | <u>Thumb latch/handle</u> |
|---------------------------|---------------------------|
| Black (BLK) | Black (BLK) |
| Business Grey (BGR) | Business Grey (BGR) |
| Charcoal (CHR) | Charcoal (CHR) |
| Desert Putty (DPT) | Desert Putty (DPT) |
| Grey (GRY) | Grey (GRY) |
| Light Grey (LGR) | Light Grey (LGR) |
| Nevada (NEV) | Nevada (NEV) |
| Tahiti Sand (TSA) | Tahiti Sand (TSA) |
| Designer White (DWT) | Business Grey (BGR) |
| <i>All other finishes</i> | Black (BLK) |

SPECIAL PAINT FINISHES

- All special colors must use **one** uniform color per series (example: 9300 series laterals). Quantities of 1 to 10 add 10%; 11 or more **no upcharge**.
- Mica and Metallic finishes add 10% upcharge.
- Special white finishes add 10% upcharge.
- Tungsten finish, add 10% upcharge.
- ALL NON-STANDARD FINISHES MUST BE APPROVED BY GLOBAL BEFORE ANY ORDER WILL BE ACCEPTED. LONGER LEAD TIMES WILL APPLY.
- Thumb latches and handles limited to colors listed above. Please select closest or contrasting color at the time of order.

LOCKS

- Available as standard with random numbers, or with optional key alike or specified key numbers. Specify with key numbers W401 to W559. No upcharge. Where applicable.






DESIGN & CONSTRUCTION FEATURES OF 2500 SERIES

- Cases and components are painted with a high-solids polyester and epoxy blend of powder electrostatically applied to 2 mil thickness and baked at 450° for 15 minutes to a hard and durable finish.
- **25" case depth** in both legal and letter widths. Case construction combines spot and mig welding for greater durability.
- Top cap has a seamless front giving a clean smooth appearance while increasing strength and rigidity.
- Additional strength is provided by four vertical steel channels.
- **Locks are standard** on all 2500 series models.
- All tenon locks have removable cores for keying alike or later modification in your office. Master keys and core keys are available; please contact your Global customer service representative.
- Standard thumb latch prevents accidental drawer opening or bounce back.
- High wall drawer sides accommodate front-to-back hanging file folders.
- A follower block is standard in every drawer for holding "non-hanging" file folders upright. Removable to maximize space.
- Leveling glide option NOT available
- Full extension ball-bearing suspension provides smooth and durable drawer movement. Built-in guides for easy drawer removal and insertion to adapt to changing filing needs.
- Lifetime Warranty. (See Terms and Conditions)
- For environmental certification, please visit globalfurnituregroup.com

DESIGN & CONSTRUCTION FEATURES OF 2600 SERIES

- Cases and components are painted with a high-solids polyester and epoxy blend of powder electrostatically applied to 2 mil thickness and baked at 450° for 15 minutes to a hard and durable finish.
- **26½" case depth** in both legal and letter widths. Case construction combines spot and mig welding for greater durability.
- Top cap has a seamless front giving a clean smooth appearance while increasing strength and rigidity.
- Additional strength is provided by four vertical steel channels.
- **Locks are standard** on all 2600 series models.
- All tenon locks have removable cores for keying alike or later modification in your office. Master keys and core keys are available; please contact your Global customer service representative.
- Standard thumb latch prevents accidental drawer opening or bounce back.
- High wall drawer sides accommodate front-to-back hanging file folders.
- A follower block is standard in every drawer for holding "non-hanging" file folders upright. Removable to maximize space.
- Leveling glide option NOT available
- Full extension ball-bearing suspension provides smooth and durable drawer movement. Built-in guides for easy drawer removal and insertion to adapt to changing filing needs.
- Lifetime Warranty. (See Terms and Conditions)
- For environmental certification, please visit globalfurnituregroup.com





V VERTICAL FILES - 2500 SERIES

| 2500 SERIES | MODEL# | DIMENSIONS D x W x H | FREIGHT CLASS | WT/LBS. | CUBIC FT. | LIST PRICE |
|--|--|-------------------------|---------------|---------|-----------|--------------|
|  <p>2 Drawer Vertical File - Letter</p> | 25-201 | 25 x 15.15 x 29 | 125 | 62 | 9 | \$449 |
| | 25" deep, files letter size documents. Refer to page 70 for drawer pull and thumb latch colors. Lock included. Progressive ball bearing suspension. Shipped assembled in 1 carton. | | | | | |
|  <p>2 Drawer Vertical File - Legal</p> | 25-251 | 25 x 18.1875 x 29 | 125 | 67 | 11 | \$521 |
| | 25" deep, files legal size documents. Refer to page 70 for drawer pull and thumb latch colors. Lock included. Progressive ball bearing suspension. Shipped assembled in 1 carton. | | | | | |
|  <p>4 Drawer Vertical File - Letter</p> | 25-401 | 25 x 15.15 x 52 | 125 | 112 | 16 | \$593 |
| | 25" deep, files letter size documents. Refer to page 70 for drawer pull and thumb latch colors. Lock included. Progressive ball bearing suspension. Shipped assembled in 1 carton. | | | | | |
|  <p>4 Drawer Vertical File - Legal</p> | 25-451 | 25 x 18.1875 x 52 | 125 | 122 | 19 | \$675 |
| | 25" deep, files legal size documents. Refer to page 70 for drawer pull and thumb latch colors. Lock included. Progressive ball bearing suspension. Shipped assembled in 1 carton. | | | | | |
|  <p>5 Drawer Vertical File - Letter</p> | 25-501 | 25 x 15.15 x 64.25 | 125 | 123 | 19.50 | \$861 |
| | 25" deep, files letter size documents. Refer to page 70 for drawer pull and thumb latch colors. Lock included. Progressive ball bearing suspension. Shipped assembled in 1 carton. | | | | | |

Required Specifications

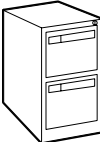
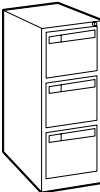
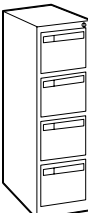
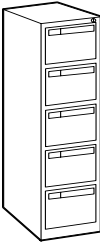
Metal finish

V VERTICAL FILES - 2600 SERIES

| 2600 SERIES | MODEL# | DIMENSIONS D x W x H | FREIGHT CLASS | WT/LBS. | CUBIC FT. | LIST PRICE |
|---|--------|-------------------------|---------------|---------|-----------|---------------|
|  <p>2 Drawer Vertical File</p> | 26-201 | 26.56 x 15.15 x 29 | 125 | 65 | 10 | \$499 |
| | 26-251 | 26.56 x 18.1875 x 29 | 150 | 70 | 12 | \$593 |
| 26.56" deep. Refer to page 70 for drawer pull and thumb latch colors. Aluminum label holder. Lock included. • 26-201 files letter size documents; 26-251 files legal size documents. | | | | | | |
|  <p>3 Drawer Vertical File</p> | 26-301 | 26.56 x 15.15 x 40 | 125 | 92 | 13 | \$643 |
| | 26-351 | 26.56 x 18.1875 x 40 | 125 | 104 | 16 | \$739 |
| 26.56" deep. Refer to page 70 for drawer pull and thumb latch colors. Aluminum label holder. Lock included. • 26-301 files letter size documents; 26-351 files legal size documents. | | | | | | |
|  <p>4 Drawer Vertical File</p> | 26-401 | 26.56 x 15.15 x 52 | 125 | 118 | 17 | \$675 |
| | 26-451 | 26.56 x 18.1875 x 52 | 125 | 128 | 20 | \$785 |
| 26.56" deep. Refer to page 70 for drawer pull and thumb latch colors. Aluminum label holder. Lock included. • 26-401 files letter size documents; 26-451 files legal size documents. | | | | | | |
|  <p>5 Drawer Vertical File</p> | 26-501 | 26.56 x 15.15 x 64.25 | 125 | 141 | 21 | \$975 |
| | 26-551 | 26.56 x 18.1875 x 64.25 | 125 | 157 | 24 | \$1119 |
| 26.56" deep. Refer to page 70 for drawer pull and thumb latch colors. Aluminum label holder. Lock included. • 26-501 files letter size documents; 26-551 files legal size documents. | | | | | | |

Required Specifications






Metal finish

| 2600 PLUS SERIES (RECESSED PULLS) | MODEL# | DIMENSIONS | FREIGHT CLASS | WT/LBS. | CUBIC FT. | LIST PRICE |
|---|--|-----------------------|---------------|---------|-----------|------------|
|  | | D x W x H | | | | |
| | 26-202 | 26.56 x 15.15 x 29 | 125 | 65 | 10 | \$547 |
| | 26-252 | 26.56 x 18.15 x 29 | 150 | 70 | 12 | \$656 |
| 2 Drawer Vertical File | 26.56" deep with recessed pulls. No thumb latch. Lock included. Ball-bearing suspension. • 26-202 files letter size documents; 26-252 files legal size documents. | | | | | |
|  | 26-302 | 26.56 x 15.15 x 40 | 125 | 92 | 13 | \$706 |
| | 26-352 | 26.56 x 18.15 x 40 | 125 | 104 | 16 | \$787 |
| | 26.56" deep with recessed pulls. No thumb latch. Lock included. Ball-bearing suspension. • 26-302 files letter size documents; 26-352 files legal size documents. | | | | | |
|  | 26-402 | 26.56 x 15.15 x 52 | 125 | 118 | 17 | \$746 |
| | 26-452 | 26.56 x 18.15 x 52 | 125 | 128 | 20 | \$860 |
| | 26.56" deep with recessed pulls. No thumb latch. Lock included. Ball-bearing suspension. • 26-402 files letter size documents; 26-452 files legal size documents. | | | | | |
|  | 26-502 | 26.56 x 15.15 x 64.25 | 125 | 141 | 21 | \$1072 |
| | 26-552 | 26.56 x 18.15 x 64.25 | 125 | 157 | 24 | \$1232 |
| | 26.56" deep with recessed pulls. No thumb latch. Lock included. Ball-bearing suspension. • 26-502 files letter size documents; 26-552 files legal size documents. | | | | | |
| 5 Drawer Vertical File | | | | | | |

Required Specifications

Metal finish

V VERTICAL FILES - ACCESSORIES

| ACCESSORIES FOR ALL VERTICAL FILES | | MODEL# | DIMENSIONS | FREIGHT CLASS | WT/LBS. | CUBIC FT. | LIST PRICE | |
|--|----------------------------|--|------------|---------------|---------|-----------|---|-----------|
| | | | D x W x H | | | | | |
|  | Lock Kit | LK26 | -- | 70 | -- | -- | \$30 | |
| | | LK26-50 | -- | 60 | -- | -- | \$1050 | |
| | | Field installable kit for 2500 and 2600 Series. | | | | | | |
| | | • 50 kits to a carton for 2500 and 2600 Series. | | | | | | |
|  | Follower Block | FBL-2 | -- | -- | -- | -- | \$30 | |
| | | 2 pack. For 2500 and 2600 Series only. | | | | | | |
|  | Extra Key | EK93 | -- | 70 | -- | -- | \$20 | |
| | | Specify core #. Key range W401-W550. | | | | | | |
|  | Touch Up Paint | PB-COLOR | -- | -- | -- | -- | \$43 | |
| | | ½ oz. paint bottle with brush. Order by standard color codes | | | | | | |
|  | Interlock Safety Mechanism | LI | -- | -- | -- | -- | \$72 | 2 drawers |
| | | | | | | | \$107 | 3 drawers |
| | | | | | | | \$140 | 4 drawers |
| | | | | | | | \$175 | 5 drawers |
| | | | | | | | For 2600 series. Allows only one drawer to be opened at a time. | |
| • Available on 2600 series locking models only. | | | | | | | | |
| | | | | | | | | |
| | | | | | | | | |
| | | | | | | | | |
| | | | | | | | | |
| | | | | | | | | |
| | | | | | | | | |
| | | | | | | | | |
| | | | | | | | | |
| | | | | | | | | |
| | | | | | | | | |
| | | | | | | | | |
| | | | | | | | | |
| | | | | | | | | |
| | | | | | | | | |
| | | | | | | | | |
| | | | | | | | | |
| | | | | | | | | |
| | | | | | | | | |
| | | | | | | | | |
| | | | | | | | | |
| | | | | | | | | |
| | | | | | | | | |
| | | | | | | | | |
| | | | | | | | | |
| | | | | | | | | |
| | | | | | | | | |
| | | | | | | | | |
| | | | | | | | | |
| | | | | | | | | |
| | | | | | | | | |
| | | | | | | | | |
| | | | | | | | | |
| | | | | | | | | |
| | | | | | | | | |
| | | | | | | | | |
| | | | | | | | | |
| | | | | | | | | |
| | | | | | | | | |
| | | | | | | | | |
| | | | | | | | | |
| | | | | | | | | |
| | | | | | | | | |
| | | | | | | | | |
| | | | | | | | | |
| | | | | | | | | |
| | | | | | | | | |
| | | | | | | | | |
| | | | | | | | | |
| | | | | | | | | |
| | | | | | | | | |
| | | | | | | | | |
| | | | | | | | | |
| | | | | | | | | |
| | | | | | | | | |
| | | | | | | | | |
| | | | | | | | | |
| | | | | | | | | |
| | | | | | | | | |
| | | | | | | | | |
| | | | | | | | | |
| | | | | | | | | |
| | | | | | | | | |
| | | | | | | | | |
| | | | | | | | | |
| | | | | | | | | |
| | | | | | | | | |
| | | | | | | | | |
| | | | | | | | | |
| | | | | | | | | |
| | | | | | | | | |
| | | | | | | | | |
| | | | | | | | | |
| | | | | | | | | |
| | | | | | | | | |
| | | | | | | | | |
| | | | | | | | | |
| | | | | | | | | |
| | | | | | | | | |
| | | | | | | | | |
| | | | | | | | | |
| | | | | | | | | |
| | | | | | | | | |
| | | | | | | | | |
| | | | | | | | | |
| | | | | | | | | |
| | | | | | | | | |
| | | | | | | | | |
| | | | | | | | | |
| | | | | | | | | |
| | | | | | | | | |
| | | | | | | | | |
| | | | | | | | | |
| | | | | | | | | |
| | | | | | | | | |
| | | | | | | | | |
| | | | | | | | | |
| | | | | | | | | |
| | | | | | | | | |
| | | | | | | | | |
| | | | | | | | | |
| | | | | | | | | |
| | | | | | | | | |
| | | | | | | | | |
| | | | | | | | | |
| | | | | | | | | |
| | | | | | | | | |
| | | | | | | | | |
| | | | | | | | | |
| | | | | | | | | |
| | | | | | | | | |
| | | | | | | | | |
| | | | | | | | | |
| | | | | | | | | |
| | | | | | | | | |
| | | | | | | | | |
| | | | | | | | | |
| | | | | | | | | |
| | | | | | | | | |
| | | | | | | | | |
| | | | | | | | | |
| | | | | | | | | |
| | | | | | | | | |
| | | | | | | | | |
| | | | | | | | | |
| | | | | | | | | |
| | | | | | | | | |
| | | | | | | | | |
| | | | | | | | | |
| | | | | | | | | |
| | | | | | | | | |
| | | | | | | | | |
| | | | | | | | | |
| | | | | | | | | |
| | | | | | | | | |
| | | | | | | | | |
| | | | | | | | | |
| | | | | | | | | |
| | | | | | | | | |
| | | | | | | | | |
| | | | | | | | | |
| | | | | | | | | |
| | | | | | | | | |
| | | | | | | | | |
| | | | | | | | | |
| | | | | | | | | |
| | | | | | | | | |
| | | | | | | | | |
| | | | | | | | | |
| | | | | | | | | |
| | | | | | | | | |
| | | | | | | | | |
| | | | | | | | | |
| | | | | | | | | |
| | | | | | | | | |
| | | | | | | | | |
| | | | | | | | | |
| | | | | | | | | |
| | | | | | | | | |
| | | | | | | | | |
| | | | | | | | | |
| | | | | | | | | |
| | | | | | | | | |
| | | | | | | | | |
| | | | | | | | | |
| | | | | | | | | |
| | | | | | | | | |
| | | | | | | | | |
| | | | | | | | | |
| | | | | | | | | |
| | | | | | | | | |
| | | | | | | | | |
| | | | | | | | | |
| | | | | | | | | |
| | | | | | | | | |
| | | | | | | | | |
| | | | | | | | | |
| | | | | | | | | |
| | | | | | | | | |
| | | | | | | | | |
| | | | | | | | | |
| | | | | | | | | |
| | | | | | | | | |
| | | | | | | | | |
| | | | | | | | | |
| | | | | | | | | |
| | | | | | | | | |
| | | | | | | | | |
| | | | | | | | | |
| | | | | | | | | |
| | | | | | | | | |
| | | | | | | | | |
| | | | | | | | | |
| | | | | | | | | |
| | | | | | | | | |
| | | | | | | | | |
| | | | | | | | | |
| | | | | | | | | |
| | | | | | | | | |
| | | | | | | | | |
| | | | | | | | | |
| | | | | | | | | |
| | | | | | | | | |
| | | | | | | | | |
| | | | | | | | | |
| | | | | | | | | |
| | | | | | | | | |
| | | | | | | | | |
| | | | | | | | | |
| | | | | | | | | |
| | | | | | | | | |
| | | | | | | | | |
| | | | | | | | | |
| | | | | | | | | |
| | | | | | | | | |
| | | | | | | | | |
| | | | | | | | | |
| | | | | | | | | |
| | | | | | | | | |
| | | | | | | | | |
| | | | | | | | | |
| | | | | | | | | |
| | | | | | | | | |
| | | | | | | | | |
| | | | | | | | | |
| | | | | | | | | |
| | | | | | | | | |
| | | | | | | | | |
| | | | | | | | | |
| | | | | | | | | |
| | | | | | | | | |
| | | | | | | | | |
| | | | | | | | | |
| | | | | | | | | |
| | | | | | | | | |
| | | | | | | | | |
| | | | | | | | | |
| | | | | | | | | |
| | | | | | | | | |
| | | | | | | | | |
| | | | | | | | | |
| | | | | | | | | |
| | | | | | | | | |
| | | | | | | | | |
| | | | | | | | | |
| | | | | | | | | |
| | | | | | | | | |
| | | | | | | | | |
| | | | | | | | | |
| | | | | | | | | |
| | | | | | | | | |
| | | | | | | | | |
| | | | | | | | | |
| | | | | | | | | |
| | | | | | | | | |
| | | | | | | | | |
| | | | | | | | | |
| | | | | | | | | |
| | | | | | | | | |
| | | | | | | | | |
| | | | | | | | | |
| | | | | | | | | |
| | | | | | | | | |
| | | | | | | | | |
| | | | | | | | | |
| | | | | | | | | |
| | | | | | | | | |
| | | | | | | | | |
| | | | | | | | | |

textiles and finishes

Care and Cleaning

Textiles

Fabrics: To extend the life of your seating upholstered in fabric, regularly dust the chair to prevent airborne particles from penetrating the fabric surface.

For light soiling, use a damp cloth and blot the spot with very slight pressure, taking care never to soak the fabric. Dry with a clean cloth by blotting - never rub fabric. More intense stains can be treated the same way, but with a mild detergent. Always test fabric first in an unseen area before using any cleaning method.

Leather: For regular cleaning, simply use a soft damp cloth, taking care not to soak the leather. For more thorough treatment, soak a soft cloth in mild soap solution and wipe surface in a light circular motion. Repeat with clean water. Allow to dry and polish with a soft dry cloth. Do not use detergents, aerosol sprays or other polishes.

Hard Surfaces

Wood Veneer Finishes: Waxing or polishing catalyzed finishes is not recommended because this will give a greasy, cloudy or uneven appearance to the product and could void your warranty. Global's conversion varnish is best cleaned by wiping the surface with a damp cloth, followed by a soft dry cloth in the direction of the grain. If the surfaces are heavily soiled, a gentle product like "Windex" can be used, following the same instructions as above.

Laminate & Painted Metal Finishes: Simply wipe the surface with a clean soft damp cloth; if needed, a mild soap solution (i.e. Ivory dishwashing liquid) may be used. To prevent streaks, dry the surface with a clean dry soft cloth moving in a circular motion.

Textiles

- **Water-Based Cleaner:** Spot clean, using the foam only from a water-based cleaning agent, such as a mild detergent or non-solvent upholstery shampoo product. Apply foam with a soft brush in a circular motion. Vacuum when dry. Pretest small area before proceeding.
- **Solvent Cleaner:** Spot clean, using a mild water-free solvent or dry cleaning product. Clean only in a well-ventilated room and avoid any product containing carbon tetrachloride or other toxic materials. Pretest a small area before proceeding.
- **Water/Solvent Cleaner:** Spot clean with a mild solvent, an upholstery shampoo, or the foam from a mild detergent. When using a solvent or dry cleaning product, follow instructions carefully and clean only in a well-ventilated room. Avoid any product that contains carbon tetrachloride or other toxic materials. With either method, pretest a small area before proceeding.
- **Vacuum Only:** Clean this fabric only by vacuuming or light brushing to prevent accumulation of dust and grime. Water-based foam cleaning agents of any kind may cause excessive shrinking, staining, or distortion of the surface pile and therefore, should not be used.
- **Crypton Cleaning:** Generally stains are removed with plain water and powdered enzyme detergent. Upholstery foam shampoo, waterbased cleaning products and germicidal detergents can be used. Be sure to remove all residue from cleaning products with clean water. Do not use solvent-based cleaners or dry cleaning products.
- These recommendations and codes were developed by fabric specialists. However, because of the various ways fabric can be stained or damaged, there is no guarantee that the results will be completely successful. Use suggested methods on your own responsibility. To help prevent overall soil, frequent vacuuming or light brushing to remove dust and grime is recommended. Use professional furniture cleaning service when overall soiled condition has been reached.

TEXTILES + FINISHES

Textile Price Grades - Global Textiles

| | |
|----------|---|
| Grade 1 | Carrera, Dobby, Fusion, Illusion, Jenny, Quilt, Terrace, Trak, Urban, Waterfall, Wavelength |
| Grade 2 | Allante FRee, Elevate, Etch, GC Linen, Imprint, Luxhide, Release |
| Grade 3 | Non standard GLOBAL textiles |
| Grade 4 | Non standard GLOBAL textiles |
| Grade 5 | Non standard GLOBAL textiles |
| Grade 6 | Novaro Genuine Leather, non standard GLOBAL textiles |
| Grade 7 | Non standard GLOBAL textiles |
| Grade 8 | Non standard GLOBAL textiles |
| Grade 9 | Non standard GLOBAL textiles |
| Grade 11 | Non standard GLOBAL textiles |
| Grade 10 | Non standard GLOBAL textiles |
| Grade 12 | Non standard GLOBAL textiles |

Please refer to individual seating series for availability of a particular textile.

The charts above do not include Textiles offered by Alliance Partners: Arc-Com Fabrics, Architex, CF Stinson, Designtex, Knoll Textiles, Green Hides, LDI Interiors, Luum Textiles, Maharam, Mayer Fabrics, Momentum, and Ultrafabrics.

Blend Seating Textiles

The grid below outlines the grade structure for using multiple textiles on select seating series. Blended textiles occur when one textile is chosen for one part of the chair and a different textile is selected for another part of the chair, resulting in a revised blended grade. For opportunities regarding more than two different textiles, please contact Global CustomerCare for approval process and grading.

| | | FIRST TEXTILE SELECTED | | | | | | | | | | | | | | | | | |
|-------------------------|----|------------------------|----|----|----|----|----|----|----|----|----|----|----|----|----|----|----|----|----|
| | | 1 | 2 | 3 | 4 | 5 | 6 | 7 | 8 | 9 | 10 | 11 | 12 | 13 | 14 | 15 | 16 | 17 | 18 |
| SECOND TEXTILE SELECTED | 1 | 1 | | | | | | | | | | | | | | | | | |
| | 2 | 2 | 2 | | | | | | | | | | | | | | | | |
| | 3 | 3 | 3 | 3 | | | | | | | | | | | | | | | |
| | 4 | 3 | 4 | 4 | 4 | | | | | | | | | | | | | | |
| | 5 | 4 | 4 | 5 | 5 | 5 | | | | | | | | | | | | | |
| | 6 | 5 | 5 | 5 | 6 | 6 | 6 | | | | | | | | | | | | |
| | 7 | 5 | 6 | 6 | 6 | 7 | 7 | 7 | | | | | | | | | | | |
| | 8 | 6 | 6 | 7 | 7 | 7 | 8 | 8 | 8 | | | | | | | | | | |
| | 9 | 7 | 7 | 7 | 8 | 8 | 8 | 9 | 9 | 9 | | | | | | | | | |
| | 10 | 8 | 8 | 8 | 8 | 9 | 9 | 9 | 10 | 10 | 10 | | | | | | | | |
| | 11 | 9 | 9 | 9 | 9 | 9 | 10 | 10 | 10 | 11 | 11 | 11 | | | | | | | |
| | 12 | 10 | 10 | 10 | 10 | 10 | 10 | 11 | 11 | 11 | 12 | 12 | 12 | | | | | | |
| | 13 | 11 | 11 | 11 | 11 | 11 | 11 | 12 | 12 | 12 | 12 | 13 | 13 | 13 | | | | | |
| | 14 | 11 | 12 | 12 | 12 | 12 | 12 | 12 | 13 | 13 | 13 | 13 | 14 | 14 | 14 | | | | |
| | 15 | 12 | 12 | 13 | 13 | 13 | 13 | 13 | 13 | 14 | 14 | 14 | 14 | 15 | 15 | 15 | | | |
| | 16 | 13 | 13 | 13 | 14 | 14 | 14 | 14 | 14 | 14 | 15 | 15 | 15 | 15 | 16 | 16 | 16 | | |
| | 17 | 14 | 14 | 14 | 14 | 15 | 15 | 15 | 15 | 15 | 15 | 16 | 16 | 16 | 16 | 17 | 17 | 17 | |
| | 18 | 15 | 15 | 15 | 15 | 15 | 16 | 16 | 16 | 16 | 16 | 16 | 17 | 17 | 17 | 17 | 18 | 18 | 18 |

TEXTILE AND COLOR LISTINGS

Grade 1

Carrera 100% Polyester

| | | | | | | |
|------------|---------------|------------|-----------------|--------------|-----------|---------------|
| CE84 Zest | CE85 Savannah | CE86 Slate | CE87 Rainforest | CE88 Aspen | CE89 Dune | CE90 Flannel |
| CE91 Azure | CE92 Chili | CE93 Jute | CE95 Ink | CE96 Sangria | CE97 Java | CE98 Charcoal |

Dobby 96% Recycled Polyester / 4% Virgin Polyester

| | | | | | | |
|-------------------|---------------|------------|------------|---------------|---------------|------------|
| DB30 Snowcap | DB31 Bonsai | DB32 Cloud | DB33 Sand | DB34 Pewter | DB35 Santa Fe | DB36 Corfu |
| DB37 Medium Taupe | DB38 Charcoal | DB39 Berry | DB40 Royal | DB41 Titanium | DB42 Black | |

Fusion 90% Virgin Polyester / 10% Post-Consumer Recycled Polyester

| | | | | | | |
|----------------|------------|------------|---------------|------------|----------------|--------------|
| FU71 Tangerine | FU72 Fresh | FU73 Moss | FU74 Tomato | FU75 Aqua | FU76 Sandstone | FU77 Granite |
| FU78 Poppy | FU79 Cadet | FU80 Oasis | FU81 Graphite | FU82 Viola | FU83 Cobalt | FU84 Flax |
| FU85 Carbon | | | | | | |

Illusion 100% Virgin Polyester

| | | | | | | |
|-----------------|--------------|--------------|-------------|------------|--------------|-----------|
| II01 Cappuccino | II02 Paprika | II03 Tropic | II04 Wicker | II05 Hemp | II06 Cayenne | II07 Maui |
| II08 Dusk | II09 Smoke | II10 Currant | II11 Fiji | II12 Ozone | II13 Ebony | |

Jenny 100% Polyester

| | | | | | | |
|--------------|----------------|--------------|----------------|--------------|---------------|--------------------|
| JN01 Midnite | JN02 Ebony | JN03 Slate | JN07 Vermilion | JN08 Admiral | JN11 Charcoal | JN25 Silver Lining |
| JN26 Oatmeal | JN27 Sunflower | JN28 Cascade | JN29 Harvest | JN30 Melon | JN31 Berry | JN32 Green Grass |
| JN33 Roast | | | | | | |

Quilt 100% Polyester

| | | | | | | |
|-------------|--------------------|---------------|------------|-------------|--------------|----------------|
| QL10 Black | QL11 Charcoal Grey | QL14 Navy | QL16 Wine | QL19 Silver | QL20 Feather | QL21 Dune |
| QL22 Meadow | QL23 Cadet | QL24 Geranium | QL25 Daisy | QL26 Quest | QL27 Punch | QL28 Tangerine |
| QL29 Cocoa | | | | | | |

Terrace 70% Virgin Polyester / 30% Post-Consumer Recycled Polyester

| | | | | | | |
|----------------|---------------|------------------|---------------------|----------------|------------|-----------|
| TC61 Tigerlily | TC62 Shadow | TC63 Cobble | TC64 Cherry Blossom | TC65 Bluebell | TC66 Apple | TC67 Haze |
| TC68 Cerise | TC69 Twilight | TC70 Wintergreen | TC71 Ironwork | TC72 Pine Cone | TC73 Flirt | TC74 Echo |
| TC75 Glacier | | | | | | |

Trak 100% Recycled Polyester

| | | | | | | |
|------------|--------------|-------------|-------------------|-------------|-------------|-----------|
| TK40 Taupe | TK41 Mustard | TK42 Latte | TK43 Cement | TK44 Silver | TK45 Copper | TK46 Teal |
| TK47 Apple | TK48 Steel | TK49 Merlot | TK50 Midnight Sky | TK51 Mocha | TK52 Carbon | |

Urban 62% Recycled Polyester / 32% Polyester

| | | | | | | |
|---------------|------------------|-----------------|-------------------|------------------|-----------------|----------------|
| UR10 Red Rose | UR11 Ocean Blue | UR12 Blue Bayou | UR13 Green Grass | UR14 Sandcastle | UR15 Beach Day | UR16 Boardwalk |
| UR17 Earth | UR18 Brown Ridge | UR19 White Sand | UR20 Granite Rock | UR21 Gravel Road | UR22 Black Coal | |

Waterfall 60% Virgin Polyester / 40% Post-Consumer Recycled Polyester

| | | | | | | |
|-------------|------------|------------------|---------------|--------------|---------------|-----------------|
| WA40 Trance | WA41 Tryst | WA42 Splash | WA43 Victoria | WA44 Imagine | WA45 Sky | WA46 Rainforest |
| WA47 Rumble | WA48 Prism | WA49 Tranquility | WA50 Grand | WA51 Rushing | WA52 Magestic | WA53 Pacific |
| WA54 Dance | | | | | | |

Wavelength 100% Virgin Polyester

| | | | | | | |
|--------------|-------------|-------------|---------------|--------------|---------------|--------------|
| WV01 Lime | WV02 Mint | WV03 Stone | WV04 Flame | WV05 Mykonos | WV06 Savannah | WV07 Mesa |
| WV08 Plasma | WV09 Cancun | WV10 Quartz | WV11 Moonrock | WV12 Rubine | WV13 Corfu | WV14 Bluejay |
| WV14 Panther | | | | | | |

Grade 2

Elevate 80% Post-Consumer Recycled Polyester / 20% Rayon

| | | | | | | |
|------------|-------------|-------------|--------------|----------------|------------|------------|
| EL51 Halo | EL52 Dove | EL53 Safari | EL54 Sunglow | EL55 Margarita | EL56 Fiji | EL57 Mist |
| EL58 Blaze | EL59 Wasabi | EL60 Mystic | EL61 Mica | EL62 Cherry | EL63 Scuba | EL64 Lapis |
| EL65 Onyx | | | | | | |

Etch 80% Post-Consumer Recycled Polyester / 20% Rayon

| | | | | | | |
|-----------------|-------------|--------------|---------------|---------------|---------------|-------------|
| ET81 Drift | ET82 Citron | ET83 Calypso | ET84 Mandarin | ET85 Crisp | ET86 Iris | ET87 Nickel |
| ET88 Paprika | ET89 Nutmeg | ET90 Marine | ET91 Magnet | ET92 Infrared | ET93 Espresso | ET94 Indigo |
| ET95 Anthracite | | | | | | |

Imprint 100% Post-Consumer Polyester

| | | | | | | |
|----------------|-------------|-------------|-------------|------------------|---------------|------------|
| IM70 Almond | IM71 Cork | IM72 Sand | IM73 Currie | IM74 Candy Apple | IM75 Ocean | IM76 Navy |
| IM77 Green Tea | IM78 Celery | IM79 Oregon | IM80 Walnut | IM81 Paprika | IM82 Graphite | IM83 Slate |
| IM84 Licorice | | | | | | |

TEXTILES + FINISHES

Grade 2 (Vinyl) For availability of chair series in Vinyl, please contact a Global Sales Representative.

Allante Free 100% Vinyl Face / 100% Polyester Backing

| | | | | | | |
|------------------|-----------------------|---------------------|-------------------|-------------------|--------------------|-------------------|
| A01F Illusion | A02F Bright White | A03F White Crush | A04F Ivory | A05F Ice | A06F Bleached Sand | A07F Taupe Fawn |
| A08F Warm Smoke | A09F Autumn Rain | A10F Cookie | A11F Sierra Brick | A12F Gibraltar | A13F Chateau Grey | A14F Garden Green |
| A15F Oasis Green | A16F Ink Black | A17F Purple Impulse | A18F Italian Rose | A19F Mountain Sky | A20F Old Navy | A21F Galaxy |
| A22F Red Truffle | A23F Chocolate Sundae | A24F Province Blue | A25F Eclipse | | | |

GC Linen 100% Vinyl Face

| | | | | | | |
|-------------------|-------------------|--------------|------------|-------------|---------------|---------------|
| LE50 Potters Clay | LE51 Pearl | LE52 Tan | LE53 Storm | LE54 Butter | LE55 Haystack | LE56 Ganache |
| LE57 Sunset | LE58 Burnt Orange | LE59 Cayenne | LE60 Navy | LE61 Bamboo | LE62 Gray | LE63 Charcoal |
| LE64 Moss | | | | | | |

Luxhide 100% Vinyl Face / Bonded Leather Backing

| | | | | | | |
|-----------------|----------------|-------------|-----------------|---------------|---------------|------------|
| BL20 Black | BL22 Parchment | BL23 Saddle | BL24 Dark Brown | BL26 Burgundy | BL27 Charcoal | BL28 White |
| BL34 Light Grey | | | | | | |

Release 100% Vinyl Face

| | | | | | | |
|----------------|-------------------|---------------------|---------------------|----------------|--------------|---------------|
| RL11 White | RL12 Chalk | RL13 Stone | RL14 Taupe | RL15 Orange | RL16 Country | RL17 Tuscan |
| RL18 Cottage | RL19 Yellow | RL21 Red Barn | RL22 Brave Red | RL23 Gypsy Red | RL24 Cajun | RL25 Vineyard |
| RL26 Olive | RL27 Bonsai | RL28 Summer's Dream | RL29 Calico | RL31 Green | RL32 Blue | RL33 Black |
| RL34 Cool Grey | RL35 Thunder Grey | RL36 Navy | RL37 Dark Chocolate | RL38 Espresso | | |

Grade 6

Novaro Genuine Leather 100% Leather

| | | | | | | |
|------------|--------------|-------------|----------------|-------------|--------------|---------------|
| N050 Ash | N051 Asphalt | N052 Bison | N053 Blueberry | N054 Cloud | N055 Clove | N056 Cordovan |
| N057 Doe | N058 Linen | N059 Marina | N060 Phantom | N061 Pigeon | N062 Scarlet | N063 Turtle |
| N064 Wheat | | | | | | |

PANEL/TACKBOARD FABRICS

GRADE 2

| | | | | | | | |
|-----------------------------|--------------|------|---------------|------|-----------|------|-----------|
| Lola 100% Polyester. | | | | | | | |
| LL11 | Medium Taupe | LL12 | Caramel Cream | LL14 | Blue Mist | LL35 | Spray |
| | | | | | | LL36 | Granite |
| | | | | | | LL37 | Cinder |
| | | | | | | LL38 | Sandstone |

GRADE 3

| | | | | | | | |
|---|-------------|------|---------------|------|---------------|------|-------------|
| Anchorage 65% Pre-consumer Polyester / 35% Post-consumer Polyester | | | | | | | |
| AN40 | Birch | AN41 | Green Apple | AN42 | Lapis | AN43 | Straw |
| AN47 | Cumin | AN48 | Asteroid | AN49 | Geranium | AN50 | Thistle |
| AN54 | Onyx | AN55 | Pumpkin | AN56 | Red Delicious | AN57 | Sunshine |
| AN64 | Cloud | | | | | AN44 | Wolf |
| | | | | | | AN51 | Graphite |
| | | | | | | AN52 | Slate |
| | | | | | | AN59 | Waterfall |
| | | | | | | AN61 | Vanilla |
| | | | | | | AN45 | Goose |
| | | | | | | AN53 | Quarry Blue |
| | | | | | | AN62 | Cobalt |
| | | | | | | AN46 | Angora |
| Merge 100% Polyester / 75% Post-consumer Recycled Polyester | | | | | | | |
| MG20 | Fawn | MG21 | Marshmallow | MG22 | Driftwood | MG23 | Dove |
| MG27 | Fire Engine | MG28 | Mediterranean | MG29 | Midnight | MG24 | Graphite |
| | | | | | | MG25 | Slate |
| | | | | | | MG26 | Eucalyptus |

FINISHES

Seating Finishes - Metal & Polymer: *Please consult each Seating Series for finish availability.*

| | | | | | |
|------------|---------------------|--------------|----------|-------------------------|----------------|
| Black (BK) | Charcoal Grey (CHR) | Chrome (CHM) | Fog (FG) | Polished Aluminum (ALU) | Tungsten (TUN) |
|------------|---------------------|--------------|----------|-------------------------|----------------|

Seating Finishes - Plastic (Duet, Popcorn, Sonic and Stream)

| | | | | | | |
|-----------------|--------------|--------------|-------------|-------------|----------------|--------------|
| Buzz Blue (BZB) | Cactus (CCT) | Carrot (CRO) | Cloud (IVC) | Dijon (DJN) | Eggplant (EGP) | Fog (FOG) |
| Frost (FRO) | Ink (INK) | Latte (LAB) | Night (BLK) | Sand (SND) | Scarlet (SAR) | Shadow (SHW) |

Seating Finishes - Wood Seating finishes will not necessarily match Casegoods finishes. This is due to the fact that Seating and Casegoods finishes use different wood species and are manufactured at multiple locations.

| | | | | | | |
|---------------------|--------------------|------------------|---------------------|----------------------|-----------------|-------------------|
| Absolute (AAM) | Black (BKM) | Cherry (ACM) | Espresso Cafe (ECM) | English Oak (EOM) | Fruitwood (TFM) | Gray (HGM) |
| Honey (AHM) | Mahogany (TMM) | Maple (AVM) | Medium Walnut (MWM) | Natural Walnut (NLW) | Night (ASM) | Noce Biondo (NBM) |
| Noce Grigio (NGM) | Noce Leggero (NEM) | Noce Medio (NMM) | Shaker Cherry (SKM) | Walnut (TWM) | WC Cream (WTM) | White (WHM) |
| Winter Cherry (WCM) | | | | | | |

Desks, Workstations, Tables and Accessories - Laminate

| | | | | | | |
|-----------------------|-----------------------|---------------------|--------------------------|--------------------|-------------------|----------------------|
| Absolute Acajou (ACJ) | Asian Night (ASN) | Avant Cherry (AWC) | Avant Honey (AWH) | Black (BLK) | Blizzard (BZD) | Brushed Cobalt (BRC) |
| Clear Maple (CMB) | Custom Grey (CGY) | Dark Espresso (DES) | Designer White (DWT) | Fashionista (FAS) | First Class (FCL) | Noce Biondo (NBL) |
| Noce Grigio (NGL) | Noce Leggero (NEL) | Noce Medio (NML) | Quartered Mahogany (QTM) | Sheer Beauty (SBL) | Stonedust (SDT) | Storm Grey (SOG) |
| Walnut Heights (WHE) | White Chocolate (WHC) | Winter Cherry (WCR) | | | | |

Desks, Workstations, Tables and Accessories - Wood Veneer

| | | | | | | |
|-----------------------|---------------------|----------------------|--------------------|----------------------|--------------------|--------------------------|
| Almond Cherry (AMW) | Amber Cherry (ACW) | Biscotti (BTW) | Cocoa Walnut (CAW) | Coral (CRW) | Dark Cherry (DCW) | Dark Walnut (DWW) |
| Espresso Walnut (EWW) | Evening Oak (EVW) | Grey on Oak (GRW) | Hazelnut (HAW) | Java (JAW) | Latte Walnut (LTW) | Mahogany on Walnut (MHW) |
| Milestone (MTW) | Natural Maple (MPW) | Natural Walnut (NLW) | Red Cherry (RCW) | Vintage Cherry (VNW) | Umber Walnut (ULW) | Walnut (WLW) |
| Warm Cherry (WCW) | White Maple (WMW) | | | | | |

Metal Leg Finishes *(check series for applicable finishes)*

| | | | | | | |
|----------------------|----------------------|----------------------|-----------------|--------------|-------------------|---------------|
| Antique Copper (ACO) | Black (TBL) | Brushed Chrome (BCH) | Buzz Blue (TBZ) | Cactus (TCC) | Carrot (TCR) | Cloud (TIV) |
| Chrome (CHM) | Designer White (TDW) | Dijon (TDJ) | Eggplant (TEG) | Fog (TFO) | Frost (TFR) | Ink (TIN) |
| Kalua (TKA) | Latte (TLA) | Mocha (TMO) | Nevada (TNE) | Sand (TSN) | Satin Brass (SBR) | Scarlet (TSR) |
| Shadow (TSH) | Toast (TOA) | Tungsten (TTU) | | | | |

Metal File + Storage Finishes

| | | | | | |
|---------------------|-------------------------------|--------------------|--------------------------|-------------------------|----------------|
| Business Grey (BGR) | Black Coffee Textured (BKC) | Black (BLK) | Bone (BNE) | Blizzard Textured (BZD) | Charcoal (CHR) |
| Claret (CLT) | Dark Chocolate Textured (DCH) | Desert Putty (DPT) | Designer White (DWT) | Fog (FOG) | Grey (GRY) |
| Light Grey (LGR) | Ice (ICE) | Ivory (IVR) | Mocha Textured (MCH) | Metro (MET) | Moss (MOS) |
| Nevada (NEV) | Navy (NVY) | Oyster (OYS) | Stonedust Textured (SDT) | Storm Grey (SGR) | Silver (SIL) |
| Sky (SKY) | Stone (STN) | Taupe (TPE) | Tahiti Sand (TSA) | Tungsten (TUN)* | Willow (WIL) |

* 10% upcharge applies

special color request form

CUSTOMER INFORMATION

DEALER/D.C. NAME: _____

ADDRESS: _____

CONTACT NAME: _____

CONTACT PHONE #: _____

CONTACT EMAIL: _____

COLOR INFORMATION

PRODUCT REQUESTED

MANUFACTURER NAME: _____

COLOR NAME: _____

MANUFACTURER/COLOR CODE: _____

QUANTITY

MODEL #

REQUIREMENTS FOR SPECIAL COLOR

The following requirements are necessary to accommodate your special color request.

- Quantities of 1-10 Files per series = 10% upcharge, 11 Files per series or more = no upcharge.
 - 1900 Series Laterals & Pedestals, 9300 Series Laterals & Storage, 2500 & 2600 Series Verticals, G Pedestals, 9300 Series Personal Storage Towers.
 - 1200 Series Laterals, 1200 Series Personal Lockers, 2800 Series Verticals, Metal Bookcases, StreamLine Desks, File Taxi.
- Please submit sample, along with this completed form to the File Department, Global Corporate Headquarters, 17 West Stow Road, Marlton, New Jersey 08053.
- Special order colors will add approximately 2 weeks to the Product Lead Times posted on our Dealer website.

MICA, METALLIC AND TEXTURED PAINTS ARE AVAILABLE. A 10% UPCHARGE WILL APPLY, REGARDLESS OF QUANTITY. WHITE CAN BE APPLIED TO ALL PRODUCT; 10% UPCHARGE APPLIES.

I understand the guidelines of this program and agree to all of its terms: _____
(Signed)



LEVEL 3 CERTIFIED
Many programs in various categories



LEED PARTNERSHIP PROGRAM
Products can help you earn credits



GREENGUARD CERTIFIED
Gold

THE ENVIRONMENT We believe now more than ever, that it is our responsibility to protect the environment and our precious natural resources for future generations. The growing importance of energy and environmental concerns continues to challenge us in this ever changing marketplace.

As an industry leader, Global continues to take proactive steps towards reducing the negative impacts on the environment. We are building "healthier" offices; investing in Research & Development and new technologies; reducing waste and the consumption of energy; and improving the quality of the air we breathe, all which can have a significant impact on our quality of life.

Epoxy Powder coating process is solvent free. No harmful VOC's or lead. No toxins are released into the atmosphere.

Global's recycled fabrics offer affordable, environmentally responsible alternatives to commercial textiles. We recycle 35,000 lbs of fabric offcuts weekly.

Global has the products and resources to help your projects achieve LEED certification.

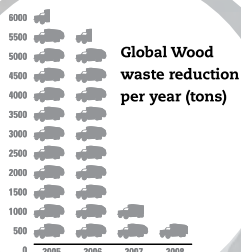
New technology allows us to reduce glue usage by 50%. In addition, our polyurethane glue reduces emissions and requires less energy to apply.

powder paint process:
98% paint recovery and reuse

more recycled fabric
less to the landfill

talk to us about our
leed partnership program

we've diverted
90% of our wood waste from landfill in four years



For further information on Global's environmental initiatives, please visit <http://www.globaltotaloffice.com/enviro/>

TERMS AND CONDITIONS

This illustrated price list has been designed to facilitate fast reference and easy use. Products are categorized into “seating”, “desks”, “files”, “panels”, or “tables”, and are listed numerically within their categories. The line drawings match actual photographs (where possible) to aid in instant recognition of the total range within a series.

Sales of Global Furniture Group (“Global”) products are made only on Global’s standard Terms and Conditions of sale which are contained in this list price book. These standard terms and conditions may be modified or supplemented only by a separately written document signed by Global’s authorized personnel at its head office in Marlton, NJ. Any term or condition contained in any purchase order or other form used by dealer/purchaser to order goods (including standard, printed language) which is different from, in addition to, or in any way inconsistent with Global’s standard terms and conditions shall be of no force or effect whatsoever.

All illustrations, specifications and prices in this list price book are based on the latest product information available at time of publication. Global reserves the right to make changes at any time and without prior notice to prices, colors, materials, specifications and models offered.

Description

Each product shown or described in this list price book is standard Global product. Available options are noted at the beginning of each series. Available options may require additional delivery time and cost, and may affect the warranty given. Sizes and weights shown are approximate and are subject to slight changes from time to time.

Prices and Payment

The prices shown in this book, as well as those quoted by Global, are in United States dollars for orders shipped to destinations in the U.S. and Mexico.

If shipping date requested is more than 90 days from date of order, Global shall reserve right to use published list prices effective at the time of shipment.

Orders are invoiced at the time of shipment. Terms of payment are net 30 days from date of invoice (1% 15 days) unless otherwise stated. The Purchaser agrees that Global reserve the right to enforce a charge amounting to 1.5% per month (18% per year) on invoices outstanding more than 30 days.

If the Purchaser’s most recent annual net volume is less than \$5,000.00, payment must be made in advance.

Any products sold by Global shall remain the personal property of Global until fully paid.

Prices are suggested list prices only and are subject to change without notice. Global will, however, attempt to keep dealer/purchasers up-to-date on all developments including price changes.

Taxes

All prices shown in this book are exclusive of sales, use, excise and other applicable taxes and are the dealer/purchaser’s responsibility as per the invoice issued by Global. If dealer/purchaser claims an exemption from such taxes, it shall be the dealer/purchaser’s responsibility to furnish Global with an appropriate exemption certificate at time of order.

Ordering Information

Global requires that all orders be submitted in writing and will be acknowledged on Global’s acknowledgment forms governing the transaction.

The details appearing on this acknowledgment will describe the items to be shipped and the approximate shipping date. It is the Purchaser’s responsibility to determine that the information in the acknowledgment is correct. In the event of an error, the Purchaser must notify their Global Customer Service representative immediately by telephone followed by written confirmation. Shipping dates are assigned to orders based on the items having the longest manufacturing lead time (unless instructed to partial ship).

At time of order, please provide the following information:

1. Account number (if possible)
2. PO number
3. “Bill to” and “Ship to” name and address
4. Complete model number and selected options including textiles/finishes
5. Special instructions and tag information
6. Shipping instructions, please indicate:
 - a. pick up
 - b. Global trailer program
 - c. common carrier, provide name of carrier, your account number
7. Special quote (SQ) # or MTM # (if applicable)
8. Customer’s Own Material (COM), Global Purchased Material (GPM), Customer’s Own Leather (COL), see below.
9. For specials and custom quoted product, please indicate the custom quote # on your PO. If changes are made to the quote a new quote must be issued prior to submitting the order. It is the Purchaser’s responsibility to determine that the information on the quote is correct. Global will not be responsible for wrong product due to errors in the quote

The above points will be checked by Global for accuracy. Global will process orders using the codes provided by the Purchaser. Price discrepancy is the responsibility of the Purchaser. The Purchaser must notify Global prior to invoicing.

The Purchaser is responsible for providing correct information at time of order. If no option(s) are selected the system will default to standard feature(s). Orders with missing/incorrect information (finish, etc.) will be put on hold until all information is complete. Orders will be scheduled for manufacturing upon receipt of complete information.

Changes and Cancellations

After the date of Global’s acknowledgment of the Purchaser’s order, the order may not be changed or canceled by the Purchaser without the written consent of Global. Special order items, C.O.M. and fabric-covered items already in production are not subject to change or cancellation under any circumstances. Textile-covered items are considered to be in production once the textile is scheduled for cutting. Other standard items already in production are subject to a minimum 35% cancellation charge.

Errors and Omissions

All quotations, acknowledgements and invoices are subject to corrections for any errors and omissions.

FINISHES

Seating Finishes

Where painted frames are not a standard color, there is a one time charge of \$578.00 list price per-order for custom wood staining/color matching. Restrictions may apply. The customer must provide a 3” x 3” color chip/sample. Non-standard finishes must be approved by Global prior to acceptance of order.

METAL FILING + STORAGE

File Finishes

All non-standard finishes must be approved by Global prior to acceptance of order and may be subject to an upcharge.

Laminated Tops - Pricing for all non-standard finishes and sizes must be provided by Global Customer Service and may be subject to an upcharge.

Desk Finishes

Because the distinctive characteristics and the nature of wood products cause variations, exact matches are not always possible.

Global has launched a finishes program between marketing companies within the Global Group to match products as best as possible when same finishes are specified.

Customers Own Material (COM)

Use of COM must be approved by Global prior to acceptance of order. Please refer to back of the Seating List Price Book and fill out the Authorization Request Form. Photocopy and use this form as often as necessary. The customer must provide a 12” x 12” fabric sample and advise how the fabric is to be applied. **Textile yardage requirement will be advised by the factory, and additional yardage may be required if pattern requires matching.** Yardage shown in the List Price Book does not allow for pattern repeat/matching. Send to the address provided on shipping document upon approval from Global. If C.O.M. is difficult to apply or if product shall be modified, extra charges shall be made. Global reserves the right to cancel an order at any time if C.O.M. is inadequate for any reason. Customer’s Own Material must be shipped freight and duties paid to our factory. Such shipment must be fully identified with purchaser’s order number, RGA # provided by Global, and the item for which material is intended. Performance of C.O.M. when applied to product is the sole responsibility of the purchaser. Global’s standard product warranty shall not apply to C.O.M. Use of C.O.M. will not reduce the published list price.

Textile Grading

All products are priced according to their standard textile grade. Lower grade textiles may be available but at the same price as standard textile grade. See Textiles and Finishes section for graded textiles.

Combining two grades of textiles may result in a revised grade. Please refer to “Two Grades Combination Chart” in the Textiles and Finishes section. For more than two textiles a special quotation is required.

Global Purchased Material, Customer Specified (GPM)

Global may purchase material specified by the customer. Use of GPM must be approved by Global prior to acceptance of order. If it is difficult to apply or if product is required to be modified, extra charges will apply. Global reserves the right to cancel an order at any time if GPM is inadequate for any reason. Performance of GPM when applied to product is the sole responsibility of the textile vendor. Global’s standard warranty will not apply to GPM materials.

Customer’s Own Leather (COL)

Not all seating can be upholstered in leather. Please consult series notes for availability. COL price is the lowest published grade for the series (leather or fabric).

Upholstery Coverings

Slight variations in color may occur between dye lots. Although Global attempts to minimize these variances, they do occur and must be accepted as normal and will not be considered defects.

METAL FILING + STORAGE

Leather is a Natural Product

Natural variations occur in the color, grain and texture of leather. As a result, a degree of variation should be expected. As leather is used it develops a patina. Its color changes slightly, it will get marked and it will stretch and pull, these are the hallmarks of genuine leather and are not considered defects.

Yardage

Required yardage (ydg) is based on unmatched materials with widths of 54" for seating, 63" for panels. Yardage calculations are based on imperial measurements.

Arms

A wide selection of arms are available for some series. See Arm Chart in the Seating price list for details.

Delays

Global's order acknowledgement will state a shipping date which is Global's best estimate at the time the order is acknowledged. However, Global shall not incur any obligation or liability to Purchaser for failure to ship by specified date unless Global has agreed to an unequivocal shipping date in a separately signed written document executed by its authorized personnel at its head office. In addition, Global shall not be liable for any loss or damage resulting from any delay or failure in shipment or other failure to perform all or any part of the agreement between the parties with respect to the goods shown on the face of the order acknowledgement where such delay, failure, loss or damage is the proximate result of any act of any governmental authority or political subdivision thereof, revolution, riot, civil disorder or disturbance, delay or default in transportation, strike disputes among or between labor unions or other labor disputes, delay or inability in obtaining materials and facilities, fire, flood, act of God or any cause not within the reasonable control of the company, whether of the class of causes enumerated or otherwise.

F.O.B.

F.O.B. point is Global's Factory, Downsview, Ontario, Canada, or any Global Regional Distribution Center.

UPS Shipments

Seating products marked with a UPS symbol are packaged for UPS-able shipments.

Handling

A \$25. net handling charge per shipment will be applied for non UPS-able orders of less than \$2000 list.

Special Delivery Requirements

Global's delivered pricing provides for dock delivery during normal business hours (considered to be 8 am to 4 pm Monday through Friday) to customer/end user only. Additional delivery requirements such as inside delivery, lift gate, limited access sites, installations and weekend deliveries will incur an additional expense and will be the responsibility of the dealer.

Service

Service requests are normally the responsibility of Global's authorized dealers. Where this cannot be accomplished on a local level, service problems should be referred to Global's Customer Service Department in the nearest distribution center.

Returns

No returns of goods will be accepted without written consent and shipping instruction of Global. A minimum re-stocking charge of 35% is made on all authorized returns for credit or refund, provided goods are received by Global in the

condition in which they left the factory. This may increase depending on the type of product. Global's Return Goods Authorization (R.G.A.) numbers must appear prominently on all authorized returns. Global will not be responsible for freight costs. No credit will be given if goods cannot be reused as new. Special order items, non-stock items and C.O.M. products are in no event subject to return. All returns must be approved and authorized in writing by Global Customer Service. Global reserves the right to refuse delivery of any unauthorized returns.

Claims

All goods are sold FOB plant or Global Distribution Center. Global is not responsible for damage which occurs in transit (or in storage). The carrier signs for all goods received in apparently good order. It is the Purchaser's responsibility to examine goods upon receipt and to file any claims with the carrier for losses or damage to the product occurring during transit, including concealed damage.

Any claims made against Global for apparent defects, errors or shortages must be made by the Purchaser, in writing, within 15 working days after any delivery. Failure by the dealer/purchaser to make any claim against Global within 15 days shall constitute acceptance of the goods and a waiver of any apparent defects, errors or shortages.

Suspension

In the event that the dealer/purchaser defaults in the payment of any sum due to Global, or in the event the dealer/purchaser's financial condition becomes unsatisfactory to Global, Global shall have the right to defer or discontinue shipment of any goods until such time as the default is cured or the dealer/purchaser provides assurance of payment to Global.

Copyright

All catalogs, photographs, drawings, price lists and other printed material are protected by copyright. All rights reserved.

Trademarks

All trademarks are owned by Global Furniture Group other than OBUSFORME™ which is owned by OBUSFORME LTD. and are used under license. OBUSFORME® and the distinctive backrest design are registered trademarks of OBUSFORME LTD.

Designs and Patents

Many of the products produced by Global are protected by design registrations, design patents and/or patents. Design and specifications are subject to change, discontinuance or additions without notice.

For a full listing of issued trademarks, please visit globalfurnituregroup.com.

Cubic Measure

The stated volume is an approximate cubic foot measure that may be used to calculate freight costs. The figure shown is the total shipping volume of a unit (e.g. if a part is sent in 2 cartons the volume indicated reflects both cartons together) and is subject to change without notice. It is most economical to purchase the specified number per carton.

Combined Shipments

Global will make every effort to combine shipments and orders on written request. However, Global cannot be held responsible where such request is not complied with.

TERMS AND CONDITIONS

Offer of Sale

Possession of this price list or any other literature shall not imply the company's willingness to sell to the holder and shall not be construed as a direct offer of sale.

If a conflict arises between: (i) prices found in software support packages furnished to the customer by Global or by any other source on behalf of Global; and (ii) Global's current pricing found on Global's website, then the most current shall prevail.

Disclaimer

All dimensions are in inches. Prices shown are current manufacturer's suggested list prices at the time of printing. Updated pricing is available on Global's website. All applicable taxes are extra. Descriptions, specifications and prices are subject to change without notice. Errors and omissions are subject to correction.

Testing Qualifications

Many Global products pass or exceed the most stringent industry testing standards.

Flammability

The foam used in Global chairs meets the requirements of California TB117:2013. In addition to the foam, upholstery materials must also meet the California TB117 smolder resistant requirements. Please contact Customer Care to determine if a selected textile meets the California TB117 requirement.

This list price book is effective as of January 1, 2023.

For periodic updates, please check the PDF at globalfurnituregroup.com. Select Resources then Price Lists. From here you will have the option to select either the Seating, Desking + Tables or Metal Filing + Storage price list books. Global warrants that all commercial products are free from defects in material and workmanship, for the life of the product, to the original Purchaser.

LIMITED LIFETIME WARRANTY

Global will repair or replace, at Global's option, as the sole remedy for any defect covered by the warranty. The warranty applies to products manufactured after January 1, 2011.

General Commercial Seating

Global's warranty for general commercial seating covers all chair components including pneumatic cylinders, bases, casters, glides, frames, arms, plastic seats, backs and other structural components.

Exceptions to the warranty for general commercial seating are as follows:

- Foam, textiles (as sampled on Global branded and textile program cards), mesh material and electrical devices, are warranted for five (5) Years
- Control mechanisms are warranted for twelve (12) Years

The warranty applies to single shift, standard commercial usage, defined as a standard eight (8) hour day, forty (40) hour week for users weighing up to 300 pounds. ObusForme Comfort XL falls under the General Commercial Seating Warranty with the exception the weight rating is for users up to 400 pounds.

Heavy Duty Seating

Global offers products designed for multiple shift applications (24 hours a day / 7 days a week) and larger individuals weighing up to 350 and/or 500 pounds (depending on series and/or model). Global warrants these products for twelve (12) years to the original purchaser. All components (including control mechanisms, pneumatic cylinders, bases, casters, glides, frames, arms, plastic seats/backs, etc.) are covered for 24/7 applications under the warranty. The exceptions are foam and textiles, which are covered for five (5) years. Textiles on these products must exceed 100,000 double rubs for the textile portion of the warranty to apply. Heavy Duty product series that apply under this warranty currently include: Concord Executive 24 hour, Granada TS, Granada Deluxe TS, Malaga TS, ObusForme Comfort TS, River HT, Robust, Saxon, Truform TS, and Vion TS.

Outdoor Furniture

Global offers products designed for use indoors or outdoors. Global warrants these products for three (3) years to the original purchaser acquiring the product directly from authorized Global dealers. This warranty applies to single shift (eight (8) hour day, forty (40) hour week) for users weighing up to 275 pounds, unless noted otherwise. Outdoor furniture must be stored indoors during inclement or extreme weather such extreme cold, extreme heat, or excessive wind. The warranty shall not apply to any products which must be replaced due to normal wear and tear, negligence, abuse or "accident", shipping damage or product use other than in accordance with written instructions or warnings.

Exceptions to the warranty for indoor/outdoor furniture is as follows:

- Only Global branded textiles and Alliance Partner carded textile program materials expressly identified for outdoor application are covered for three (3) years when used outdoors.
- This warranty is not valid if the products are used for rental purposes.
- This warranty is not valid if the products are not properly stored during inclement or extreme weather.

Textiles

Global warrants Global branded textiles and Alliance Partner carded textile programs inclusive of fabrics, vinyls and leather products for five (5) years. Alliance Partner carded textile programs are currently with Arc-Com Fabrics, CF Stinson, Designtex, Knoll Textiles, Green Hides, LDI Interiors, Luum Textiles, Maharam, Mayer Fabrics, Momentum, and Ultrafabrics. Global does not warrant COM (Customer Own Materials) or graded-in materials (non-carded) and purchased by Global for a customer. For graded-in or COM products, please contact the textile supplier for performance information and warranty details.

Seating Warranty Summary

| Seating Type | Components Warranty For Original Purchaser | Use Time For Warranty Coverage | Exceptions |
|----------------------------|--|--------------------------------|--|
| General Commercial Seating | Lifetime | 8 Hours/5 Days Per Week | Foam/Textiles/Mesh/Electrical Devices - 5 Years Control Mechanisms - 12 Years |
| Heavy Duty Seating | 12 Years | 24 Hours/7 Days Per Week | Foam/Textiles - 5 Years |
| Indoor/Outdoor Furniture | 3 Years | 8 Hours/5Days Per Week | Outdoor Use Textiles – 3 Years |

Files, Desks, Modular Furniture, Tables, Panels & Accessories

Global warrants all components of metal storage and filing, laminate and wood veneer desks, laminate and wood veneer tables, metal leg components and panels for the lifetime of the product to the original purchaser.

The warranty applies to single shift, standard commercial usage, defined as a standard eight (8) hour day, forty (40) hour week. Load restrictions apply, refer to individual product descriptions.

Exceptions to the warranty for files/desks/tables and panels are as follows:

- Electrical devices, panel and tackboard textiles, adjustable keyboard mechanisms, non-electrical table mechanisms, monitor arms, lecterns, coat trees and task lights - five (5) years
- Laminate folding tables - one (1) year
- Motorized electrical components - two (2) years
- Keyless lock options - two (2) years

Files, Desks, Modular Furniture, Tables, Panels & Accessories Warranty Summary

| Product Type | Components Warranty For Original Purchaser | Exceptions |
|--|--|---|
| Metal storage and filing | Lifetime | keyless lock options - 2 years |
| Laminate/wood veneer desks and modular furniture | Lifetime | tackboard textiles, electrical devices, task lights - 5 years |
| Boardroom, conference and training tables | Lifetime | electrical devices - 5 years moving parts - 5 years |
| Panels | Lifetime | panel textiles, electrical devices, task lights - 5 years |
| Coat racks and lecterns | 5 years | none |
| Folding tables (laminate & molded) | 1 year | none |
| Height adjustable tables | 5 years | motorized parts (on electrical tables) - 2 years |

Global's Warranty does not apply (for any product category) to the following:

- Nominal or normal amount of wear and tear that can occur over time
- Failures which result from negligence, abuse, accident or misuse
- Failure to apply, install or maintain products according to Global's written instructions and warnings
- Modifications, attachments or repair methods not approved by Global
- Damage caused by a carrier in transit, or delivery/installation contractors
- The matching of colors, grains or textures (wood, leather, etc.) of natural materials
- Products exposed to extreme hot or cold temperatures or excessively dry or humid environments
- Colorfastness or the matching of color of textiles, dye lots of textile can vary
- Damage by markings or staining; damage by sharp objects or imprinting from instruments
- Damage to textiles or laminate and wood surfaces/edges from exposure to sunlight (including UV rays)
- Products used for rental purposes
- Purchased parts are warranted for one (1) year
- Failure to follow specific cleaning and disinfecting instructions posted on globalfurnituregroup.com

Global's warranty does not cover the costs of transportation or labor. Repair or replacement will be at Global's option.

Global makes no warranty that any of its products are suitable for any particular purpose and makes no other warranties, express or implied, other than those set out here. As codes and standards vary from one jurisdiction to another, references to compliance are solely for convenience and without any representation as to accuracy or suitability. Users must verify the suitability of such information or product for their specific application. In no event shall Global be liable in either tort or contract for any loss or direct, special, incidental, consequential, or exemplary damages.

Global's warranty applies to products sold within the United States of America, Mexico, the Commonwealth of Puerto Rico and Canada.

Textiles and Finishes

Global textiles and finishes are updated periodically to meet the demand and trends of the market. As a result, some textiles and finishes may be discontinued by Global or the manufacturer. In the event that a textile or finish is discontinued, Global will make every reasonable effort to provide an alternative product(s) of comparable function.

Global US Headquarters/Distribution Center

17 West Stow Road, P.O. Box 562
Marlton, New Jersey U.S.A. 08053
T (856) 596-3390
T (800) 220-1900

Showrooms**Atlanta**

10 10th Street
Suite 150
Atlanta, GA 30309
T (404) 879-0998

Boston

One Harbor Street
Suite 104
Boston, MA 02210
T (617) 406-5435

Chicago

222 Merchandise
Mart Plaza
10th Floor, Suite 1035
Chicago, IL 60654
T (312) 755-0843

Irvine

18400 Von Karman Ave.
Suite 100
Irvine, CA 92618

Miami

112 NE 41st Street
6th floor
Miami, FL 33137

New York City

386 Park Avenue South
7th floor
New York, NY 10016
T (212) 545-9900

Philadelphia

1735 Market Street
38th Floor
Philadelphia PA, 19103
T (215) 861-0963

New Jersey (Southern)

119 West Greentree Road
Marlton, NJ 08053
T (856) 596-3390

Phoenix

4675 E Cotton Center Blvd.
Suite 165
Phoenix, AZ 85040
T (602) 426-0666
T (602) 426-0777

Washington, DC

1130 Connecticut Avenue
10th Floor, Suite 1000
Washington, DC 20036
T (202) 659-0230
T (202) 659-0236

Distribution Centers**Atlanta Area**

6715 Maple Ave.
Suite 100
Buford, GA 30518
T (678) 602-4130

Baltimore Area

Troy Hill
Corporate Center
7030 Troy Hill Drive
Elkridge, MD 21075
T (410) 379-8021

Chicago Area

27W501 North Ave.
Suite 300
West Chicago, IL 60185
T (630) 681-2818

Cincinnati Area

8712 LeSaint Drive
Fairfield, OH 45014
T (513) 777-0009

Dallas Area

2025 West Beltline Road
#100
Carrollton, TX 75006
T (972) 236-1366

Denver Area

16401 East 33rd Drive
Suite 50
Aurora, CO 80011
T (303) 340-1617

Ft. Lauderdale Area

560 Sawgrass
Corporate Pkwy
Sunrise, FL 33325
T (954) 846-8888

Houston Area

7865 Northcourt Road
Suite 200
Houston, TX 77040
T (713) 695-5777

Los Angeles Area

3629 Workman Mill Road
Whittier, CA 90601
T (562) 484-9686

Seattle Area

Oakesdale Commerce Ctr.
820 Southwest 34th Street
Building W7, Suite A
Renton, WA 98057
T (425) 291-9282

Kansas City Area

11617 West 81st Street
Lenexa, KS 66214
T (913) 310-9963

Tampa Area

10351 Windhorst Road
Tampa, FL 33619
T (813) 621-6272



globalfurnituregroup.com

