



GSA Furniture Contract #GS-03F-076GA

July 17, 2017 - July 16, 2022



GSA SEATING PRICE LIST
furniture contract



GSA Awarded Terms and Conditions

1a. Table of awarded special item number(s) with appropriate cross-reference to item descriptions and awarded price(s).

SIN	SIN Description
711-1	Furniture Systems and Workstation Clusters
711-2	Worksurfaces, Workstations, Computer Furniture Accessories
711-3	Filing and Storage Cabinets, Shelves & Accessories
711-11	Tables and Accessories
711-17	Multiple Seating
711-18	Multipurpose Seating
711-19	Stacking Chairs and Dollies
711-95	Office Furniture Installation Services
71-315	Hospital Patient Room Furniture
71-316	Hospital and Geriatric Chairs

1b. Lowest priced model for each special item number awarded. Refer to pricelist for details.

1c. If the Contractor is proposing hourly rates, a description of all corresponding commercial job titles, experience, functional responsibility and education for those types of employees or subcontractors who will perform services shall be provided.

SIN 711-95: Refer to Number 19, Terms and Conditions of Installation for details.

2. Maximum order*:

SIN	Maximum Order
711-1	\$500,000 Net Government Purchase Price
711-2	\$500,000 Net Government Purchase Price
711-3	\$500,000 Net Government Purchase Price
711-11	\$500,000 Net Government Purchase Price
711-17	\$200,000 Net Government Purchase Price
711-18	\$200,000 Net Government Purchase Price
711-19	\$200,000 Net Government Purchase Price
711-95	\$150,000
71-315	\$500,000 Net Government Purchase Price
71-316	\$500,000 Net Government Purchase Price

* If the best value selection places your order over the Maximum Order identified in this catalog/pricelist, you have an opportunity to obtain a better schedule contract price. Before placing your order, contact the contractor. The contractor may (1) offer a new price for this requirement (2) offer the lowest price available under this contract or (3) decline the order. A delivery order that exceeds the maximum order may be placed under the schedule contract in accordance with FAR 8.404.

3. Minimum order:

Minimum Order size is \$100.00 Net Government Purchase Price.

4. Geographic Coverage (delivery area):

48 Contiguous States including Washington, DC

5. Point(s) of production (city, county, and State or foreign country):

Canada

6. Discount from list prices or statement of net price.

Discounts are from list prices (see pages 8-9). Order volume for products on a single purchase order and within the same product group will be aggregated to determine the proper volume-pricing tier. Orders of all product groups may be combined to maximize the discount tier by product group; orders must be placed together at one time and ship to one destination at one time. For example, for one order with a total List of \$120,000 (\$85,000 List Global Desking + \$35,000 List Evolve):

- Global Desking receives a 63% discount (based on tier for \$120,000)
- Evolve receives a 67% discount (based on tier for \$120,000)

Discounts are negotiable above the last tier in each product group. Discounts include Industrial Funding Fee (IFF).

Products listed as non-contract are considered "open market" and must be clearly labeled on your purchase order.

7. Quantity discounts:

See tiered pricing. Orders that exceed the outlined tiers may be eligible for additional negotiated discounting.

8. Prompt payment terms:

1% 15, Net 30 Days from date of invoice. Prompt payment terms are not applicable on credit card orders.

9a. Government purchase cards **are accepted** at or below the micro-purchase threshold.

9b. Government purchase cards **are accepted** above the micro-purchase threshold.

10. Foreign items (list items by country of origin):

Canada; Products meet TAA compliance requirements.

11a. Time of delivery:

SIN	Normal Delivery - After Receipt of Order (ARO)
711-1	30-45 days
711-2	1-5 days In-Stock; 30-45 days Non-Stock
711-3	1-5 days In-Stock; 30-45 days Non-Stock
711-11	30-45 days
711-17	30-45 days
711-18	1-5 days In-Stock; 30-45 days Non-Stock
711-19	1-5 days In-Stock; 30-45 days Non-Stock
71-315	30-45 days
71-316	30-45 days

11b. Expedited Delivery:

See 11a. Time of Delivery above

11c. Overnight and 2-day delivery:

Global offers a 2-Day Lightning delivery program offering faster production and shipping terms on select non-stock products. Contact Global or a participating dealer for availability and rates.

11d. Urgent Requirements:

Agencies may contact Global or participating dealer to request faster delivery. These requests must be submitted to contractor in writing.

12. F.O.B. point(s):

FOB Destination. Destination is the "ship to" location on the purchase order.

Please note, non-UPS/able orders under Global (i.e. product groups under SINs 711-2, 711-3, 711-11, 711-17, 711-18, and 711-19) and Globalcare (i.e. product group under SIN 71-315 and 71-316) below \$2,000.00 List will incur a 5% of list price freight charge (\$75 minimum). If UPS/able, these orders will incur a \$25.00 Net handling charge. Evolve and Compile orders (i.e. product group under SIN 711-1) under \$10,000.00 List will incur a 5% of list price freight charge (\$75 minimum).

13a. Ordering address:

**Global Industries, Inc.
c/o Servicing Dealer
17 West Stow Road, PO Box 562
Marlton, NJ 08053
(P): (856) 562-3390
(F): (856) 552-3722
Email: orders-gsa@globalfurnituregroup.com**

13b. Ordering procedures: For supplies and services, the ordering procedures, information on Blanket Purchase Agreements (BPA's) are found in FAR 8.405-3.

14. Payment address:

**Global Industries, Inc.
17 West Stow Road, PO Box 970
Marlton, NJ 08053**

15. Warranty provision:

Standard Commercial: Reference "Terms/Conditions/Warranty" section within commercial catalog. Please note, any claims against Global for apparent defects, errors or shortages must be made by the dealer/purchaser, in writing, within 15 working days after any delivery. Failure by the dealer/purchaser to make any claim against Global within 15 days shall constitute acceptance of the goods and a waiver of any apparent defects, errors or shortages.

16. Export packing charges, if applicable.

Please contact Global or a participating dealer for availability and charges.

17. Terms and conditions of Government purchase card acceptance (any thresholds above the micro-purchase level).

Accepted at and below the micro-purchase threshold.

18. Terms and conditions of rental, maintenance, and repair (if applicable):

Not applicable

19. Terms and conditions of installation (if applicable):

Maximum Order Amount: \$150,000
Installation services over \$150,000 will be quoted on a project-by-project basis. Please note purchase orders for services only will not be accepted.

Installation Percentage Rate: Not-to-exceed 27.00% of the net product price, per project inclusive of IFF. Any increase in installation over this amount is due to extraordinary circumstances and must be reviewed and approved by the GSA Contracting Officer prior to order submission.

Standard installation rates set forth are based upon the following terms and conditions:

- Installation services are customer approved per the bill of materials and specifications
- Inside delivery, uncrating, assembly and installation of furniture
- Removal of all debris from premises to customer provided repository
- Installation occurs during normal weekday business hours, Monday through Friday from 8 AM to 5 PM local time, excluding weekends and holidays
- Installer will perform a final walk through inspection to note any warranty work or parts needed
- The installation area must not be hindered by other trades. Customer is responsible for providing job ready site, an area free of debris for unloading, moving, storing and staging products during the installation time frame
- Necessary electric, accessible elevators and docks are provided by the customer at no charge
- Any work requiring the installation of data/telecommunications or a licensed electrician will be the responsibility of the customer.

Conditions that may affect the overall installation rate:

- Union labor and/or prevailing wage rates, overtime, holiday and weekend hourly rates
- Restricted access to building, including but not limited to security clearance, job site requirements, escorts, etc.
- Additional personnel costs such as obtaining permits, identification cards, etc.
- Engaging a US Citizen driver with proper documentation for transportation requirements
- Nonstandard working conditions and restrictions such as stair carry, limited elevator access, dock restrictions, truck- or trailer-size restrictions, etc.
- Conflicts, scheduling limitations or delivery changes caused by customer, other contractors, other trades, rush delivery, building delays, etc.
- Site preparation
- Removal or disposal of existing products
- Product storage
- Installation outside of a 50-mile radius of the servicing dealer
- Installation in a clinical/medical environment

Additional charges shall be quoted on a project-by-project basis by an authorized Global dealer and approved by the customer prior to performance of work.

Prompt payment discounts are not applicable to installation services.

Additionally, please note that installation charges do not count toward product volume pricing tiers.

20a. Terms and conditions of repair parts indicating date of parts price lists and any discounts from list prices (if applicable).
Please contact Global or a participating dealer for availability and charges.

20b. Terms and conditions for any other services (if applicable):

Below is a list of potential charges that could occur at the order level. These items must be listed as separate line items on the purchase order (open market) and will be invoiced separately:

- Required palletization,
- Engaging a US Citizen driver with proper documentation for transportation requirements,
- Restricted access to docks, lift gate requirements, specific size truck clearance, etc.,
- Delivery refusal or storage request.

Please contact Global or a participating dealer for additional details and specific charges.

21. List of service and distribution points (if applicable):

Please visit the Global website for a current list of service and distribution points: <https://www.globalfurnituregroup.com/us/showrooms>

22. List of participating dealers (if applicable):

Global's extensive network of authorized dealers are available for assistance. Dealers may not accept product orders in their name or perform invoicing under this contract, but may provide ancillary services such as specification and installation. All of Global's terms and conditions apply to the authorized dealers performing under this contract. See the attached link for dealers available in your area: <https://www.globalfurnituregroup.com/us/dealers>

23. Preventive maintenance (if applicable):

Not applicable

24a. Special attributes such as environmental attributes (e.g., recycled content, energy efficiency, and/or reduced pollutants).

Please visit Global website to learn more about our products and their environmental attributes: <https://www.globalfurnituregroup.com/us/company/environmental-commitment>

24b. If applicable, indicate that Section 508 compliance information is available on Electronic and Information Technology (EIT) supplies and services and show where full details can be found.

Not applicable

25. Data Universal Number System (DUNS) number:

04-990-8403

26. Notification regarding registration in System for Award Management (SAM) database:

Contractor has an Active Registration in the SAM database.

27. Restocking Charge:

Only applicable to items in National Stocking Program. No returns of goods will be accepted without written consent and shipping instructions by Global. A minimum restocking charge of 35% is made on all authorized returns, for credit or refund, provided Global receives goods in the conditions in which they left the factory. No credit will be given if goods cannot be reused as new. Special order items and COM products are in no event subject to return. Global reserves the right to refuse delivery of any unauthorized returns.

28. Order Cancellation and Acknowledgement:

After the date of Global's acknowledgement of a dealer/purchaser's order, the order may not be changed or cancelled by dealer/purchaser without the written consent of Global. Special order items, C.O.M. and fabric-covered items already in production are not subject to change or cancellation under any circumstances. Fabric-covered items are considered to be in production once the fabric is scheduled for cutting. Other standard items already in production are subject to a minimum 35% cancellation charge.

29. Commercial Pricelist:

Discounts are applied to the price lists with the following effective dates. Price changes will be made to contract via modification.

Product Group: Compile

- Compile Price List, effective January 1, 2016 (revised May 1, 2017)

Product Group: Evolve

- Evolve Furniture Group Price List, effective March 1, 2014 (revised May 1, 2017)

Product Group: Global Desks

- Global Laminate Desking, Tables, and Metal Filing Price List, effective January 1, 2017 (revised June 1, 2017)
- Global Wood Veneer Price List, effective January 1, 2017 (revised June 1, 2017)

Product Group: Global Filing

- Global Laminate Desking, Tables, and Metal Filing Price List, effective January 1, 2017 (revised June 1, 2017)

Product Group: Global Chairs/ Seating

- Global Seating Price List, effective January 1, 2017 (revised May 1, 2017)

Product Group: Globalcare

- Healthcare Furnishings - List Price Book, effective January 1, 2017 (revised June 1, 2017)



GSA Furniture Contract #GS-03F-076GA

seating



GSA

global

TABLE OF CONTENTS

A

Academic Classroom.....	374-378
Academic Task	379-361
Alero.....	20-25
Arno & Arno Deluxe	25-26
Arti.....	27
Arturo	28
Aspen	29-30
Auburn.....	31

B

Bakhita.....	154-155
Ballara	246-254
Beach.....	156
Beacon.....	32-33
Beam Seating.....	157-166
Braden.....	255-257
Bridges II Collaborative Seating	258-260

C

Camino	265-269
Caprice	167-168
Citi & Citi Square	270-286
Comet.....	169-171
Concorde	34-35
Concorde Executive 24HR.....	357

D

Dawson Tables.....	287
Dexter & Dexter Plus.....	358-359
Diplomat.....	36, 172
Duet.....	173-187

E

Echo.....	37
Enterprise.....	38-42

F

File Buddy.....	188
Finch	189
Flexon.....	190-191

G

G20.....	43
Galaxy Plus.....	191
Global Accord.....	44-46
Goal	46-48
Graham.....	48
Granada.....	49-53
Granada TS.....	352-353
Granada Deluxe.....	54-58
Granada Deluxe TS	347
Granada with Schukra Lumbar.....	59
Graphic.....	60-62

I

Industrial	383-388
Industrial ESD.....	389-392
Industrial Clean Room.....	393-397
Industrial Anti-Microbial.....	398-400
Industrial Wipe Down	401-403
Islands	192

J

Jarvis.....	288
Jeo.....	289-291

K

Kate.....	63
Key.....	193

L

Layne	194-195
Lite.....	195-199
Loover.....	66-69
Luray.....	70-71
Lux.....	286-287

M

Malaga	70-73
Malaga TS.....	341
Mallorca.....	74-76
Mallorca TS.....	342
Marche	197-199
Max	77
Maxima II	349
Mayne	197
Mirage.....	78
ML	294-295
ML Park	296

N

Novello.....	79-81
--------------	-------

O

ObusForme	82-83
ObusForme Comfort & XL	84-91
ObusForme Comfort TS	354-355
ObusForme Executive & Jr	92 & 93
Orion	297

P

Popcorn	204-205
Prairie	298
Priority	94-95

R

Rest	206-208
River/HT/Personal Harbor	299-326
Robust	360
Roma	96-99
Roma Nester	209-210

S

Savoir	211
Saxon	361
Scale 1, 2, 3	100
Shadow	101
Sidero	212-215
Sirena	327-339
Softcurve	102-105
Solar	106
Solo	107-108
Sonic	218-233
Spree	109-110
Spritz	111-112, 230-232
Stamina +	362
Supra	113-115
Supra X	115-117
Synopsis	118-120

T

Tamiri	121-123
Traditional	124-127
Triumph	128
Troy	129
Truform	130-133
Truform TS	347
Twilight	233-235
Tye	134-137

V

Vaughan	236
Vion	137-147
Vion Guest	237-241
Vion TS	361-362
Vitrola	341-342

W

Weev	147-150
Wind & Wind Linear	343-349

Y

Yorkdale	150-155
Yorkdale TS	356

Z

Zoma	245
Zoocy	246




























REFERENCES/PROGRAMS

Seating by Category Types	4-11
Suggested Applications by Series	12-13
Ergonomic Features and Benefits	14
Mechanism Adjustments	15
How to Order Seating	16
Act Performance Symbols	17
2 Day Lightning	18-19
How to Select Armrest	366
Arm Selections	367-369
Caster Selections	370
Cylinder Selections	371
Duet and Popcorn Glide Selections	372
COM Authorization	412
Think Global-Think Green	413
Specialty Seating	374-405
Textiles & Finishes	408-411
Terms/Conditions/Warranty	414-418

SEATING BY CATEGORY TYPE



Task

 Alero..... 20-25	 Graphic..... 60-62	 Spritz..... 111-112
 Arti 27	 Loover..... 64-67	 Supra X..... 113-115
 Aspen 28-30	 Malaga..... 73-76	 Synopsis..... 116-118
 Echo..... 37	 Mallorca..... 77-79	 Triumph 126
 Enterprise..... 38-42	 Novello..... 79-81	 Truform..... 128-131
 G20..... 43	 ObusForme 82-83	 Tye..... 132-134
 Goal..... 46-48	 ObusForme Comfort..... 84-91	 Vion..... 135-145
 Graham..... 48	 Roma 96-99	 Weev..... 145-147
 Granada..... 49-53	 Scale 1, 2, 3 100	 Yorkdale 148-149
 Granada Deluxe 54-58	 Shadow 101	
 Granada with Schukra Lumbar 59	 Spree..... 109-110	

Conference/Management



Arno & Arno Deluxe..... 25-26



Kate.....63



Solar.....106



Arturo.....28



Luray..... 68-69



Solo..... 107-108



Beacon 32-33



Max.....77



Supra..... 113-114



Diplomat.....36



Mirage.....81



Synopsis..... 118-120



Enterprise..... 38-42



Priority..... 89-90



Tamiri 121-123



Global Accord..... 48-50



Roma 96-99



Traditional 124-127



Graphic..... 60-62



Softcurve..... 97-100
















Troy.....129






















Jeo 287-289

SEATING BY CATEGORY TYPE

Executive

 Arno & Arno Deluxe..... 25-26	 Global Accord..... 44-46	 Softcurve..... 102-105
 Arturo..... 28	 Luray..... 68-69	 Tamiri..... 120-123
 Auburn..... 31	 Mirage..... 78	 Traditional..... 124-127
 Beacon..... 32-33	 Priority..... 94-95	 Troy..... 129
 Concorde..... 34-35		







Drafting Stools

 Aspen..... 28-30	 Malaga..... 70-73	 Synopsis..... 118-120
 Global Accord..... 44-46	 Mallorca..... 74-76	 Truform..... 130-133
 Goal..... 46-48	 Novello..... 79-81	 Tye..... 134-136
 Granada..... 49-53	 ObusForme Comfort & XL..... 84-91	 Vion..... 137-147
 Granada Deluxe..... 54-58	 Roma..... 96-99	 Weev..... 147-149
 Graphic..... 60-62	 Solar..... 106	
 Loover..... 64-67	 Spritz..... 230-232	

















MULTI-PURPOSE SEATING

Stacking

 Bakhita 154-155	 Galaxy Plus.....192	 Sonic 216-229
 Comet..... 169-170	 Key193	 Vaughan236
 Duet..... 173-187	 Popcorn 202-205	 Vion 237-241
 Finch.....189	 Sidero..... 212-215	 Zoma245
 Flexon..... 190-191		

Guest (Metal)

 Caprice 167-168	 Lite 195-199	 Sonic 216-229
 Comet..... 169-171	 Marche..... 199 -201	 Twilight 233-235
 Diplomat.....172	 Popcorn 202-205	 Vion 237-241
 Finch.....189	 Rest..... 206-208	 Zoocy.....243
 Kate.....63	 Sidero..... 212-215	

SEATING BY CATEGORY TYPE

Guest (Wood)



Beach156



Layne..... 194-195



Savoir211



Islands.....192



Mayne.....200

Nesting



Roma Nester 209-210



Spritz Nester 230-232

Hospitality/Banquet



Galaxy Plus..... 184-185



Vaughan223

Tandem/Beam



Duet..... 173-187



Sidero..... 212-215



Vion 237-241



Popcorn 202-205



Sonic 216-229

Beam Seating..... 157-166

Stools



Diplomat.....172



ML..... 294-295



Sonic 216-229



Duet..... 173-187



Popcorn 202-205



Twilight 233-235



File Buddy.....188



Rest 206-208



Vion 237-241



Marche..... 199-201














Sidero..... 212-214



EDUCATION

Classroom

 Academic Classroom 374-378	 Popcorn 202-205	 Spritz 230-232
 Duet 173-187	 Roma Nester 209-210	 Supra X 113-115
 Graphic 60-62	 Sidero 212-215	 Vion 237-241
 Novello 79-81	 Sonic 216-229	

Work + Task






 Granada Deluxe 54-58	 ObusForme Comfort 84-91	 Truform 128-131
 Graphic 60-62	 Roma 96-99	 Vion 135-145
 Loover 64-67	 Spritz 111-112	
 Novello 79-81	 Supra X 113-115	

Guest










 Caprice 167-168	 Islands 192	 Sonic 216-229
 Duet 173-187	 Roma Nester 209-210	 Vion 237-241
 Graphic 60-62	 Sidero 212-215	 Zoma 245

SEATING BY CATEGORY TYPE





Lecture Hall

	Academic Classroom 374-378		Popcorn 202-205		Sonic 216-229
	Duet 173-187		Sidero 212-215		Vion 237-241







Lab Seating + Stools

	Caprice 167-168		Novello 79-81		Spritz 230-232
	Duet 173-187		Sidero 212-214		Supra X 113-115
	Graphic 60-62		Sonic 216-229		Vion 237-241









Cafeteria

	Bakhita 154-155		Popcorn 202-205		Sonic 216-22
	Duet 173-187				

Lounge


















	Camino 265-269		Citi Square 271-286		Sirena 327-339
	Citi 271-286		River 299-326		Wind & Wind Linear 343-349

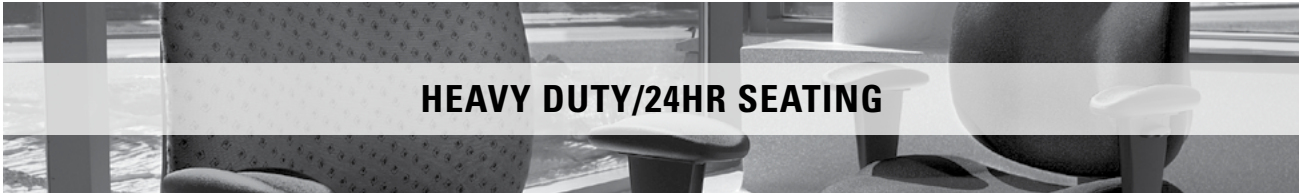
Stacking & Nesting

	Bakhita 154-155		Roma Nester 209-210		Spritz Nester 230-232
	Duet 173-187		Sidero 212-215		Zoma 245
	Popcorn 202-205		Sonic 216-22		

















LOUNGE SEATING

 Ballara..... 246-254	 Jarvis.....288	 Prairie.....298
 Braden..... 255-257	 Jeo 289-291	 River/HT/Personal Harbor..... 299-326
 Bridges II Collab. Seating..... 258-264	 Lux..... 292-293	 Sirena..... 327-339
 Camino 265-269	 ML..... 294-295	 Vitrola..... 341-342
 Citi & Citi Square 271-286	 ML Park.....296	 Wind & Wind Linear 343-349
 Dawson Tables.....287	 Orion.....297	



HEAVY DUTY/24HR SEATING

 Concorde Executive 24HR.....357	 Mallorca TS.....354	 Stamina +362
 Dexter & Dexter Plus 358-359	 Maxima II359	 Truform TS.....355
 Granada TS 352-353	 ObusForme Comfort TS..... 354-355	 Vion TS..... 363-364
 Granada Deluxe TS.....353	 Robust360	 Yorkdale TS356
 Malaga TS.....353	 Saxon361	

SUGGESTED APPLICATIONS BY SERIES

SERIES	SUGGESTED APPLICATION	ACADEMIC SEATING	CAFETERIA SEATING	CONFERENCE ROOM SEATING	ERGONOMIC AND TASK	EXECUTIVE TASK SEATING	HEAVY DUTY SEATING	HOSPITALITY SEATING	GUEST SEATING	LOUNGE/RECEPTION SEATING	MANAGEMENT SEATING	MEETING ROOM SEATING	MULTI PURPOSE SEATING	PUBLIC SEATING	STACKING SEATING	STOODLS	TABLET SEATING	TECHNICAL SEATING	WOOD GUEST SEATING
ALERO				•	•														
ARNO & ARNO DELUXE			•					•		•									
ARTI				•	•					•									
ARTURO			•					•		•									
ASPEN				•	•					•						•			
AUBURN			•							•									
BAKHITA	•	•							•				•		•				
BALLARA									•							•			
BEACH								•	•			•							•
BEACON			•					•	•	•									
BEAM SEATING	•	•					•	•											
BRADEN									•										
BRIDGES II COLLAB. SEATING							•	•	•				•						
CAMINO							•	•	•										
CAPRICE								•				•				•			
CITI & CITI SQUARE								•	•				•				•		
COMET		•						•	•		•	•							
CONCORDE					•	•													
DEXTER & DEXTER PLUS						•				•									
DIPLOMAT								•		•						•			•
DUET	•	•							•			•		•	•	•			
ECHO			•	•				•		•									
ENTERPRISE			•	•				•		•									
FILE BUDDY													•			•			
FINCH		•									•	•		•					
FLEXON		•									•	•		•					
G20			•	•	•					•	•								
GALAXY PLUS		•					•			•				•					
GLOBAL ACCORD			•							•						•			
GOAL	•			•												•			
GRAHAM				•															
GRANADA & GRANADA DELUXE	•			•		•		•								•		•	
GRAPHIC			•								•					•			
ISLANDS							•	•											•
JARVIS									•										
JEO								•	•				•						
KATE			•					•											
KEY		•									•	•		•					
LAYNE							•	•											•
LITE	•	•					•	•	•			•							
LOOVER			•	•				•		•									
LURAY			•	•						•									
LUX								•	•										
MALAGA	•			•		•		•								•			
MALLORCA				•		•										•			
MARCHE							•	•			•				•				

SUGGESTED APPLICATIONS BY SERIES

SERIES	SUGGESTED APPLICATION	ACADEMIC SEATING	CAFETERIA SEATING	CONFERENCE ROOM SEATING	ERGONOMIC AND TASK	EXECUTIVE TASK SEATING	HEAVY DUTY SEATING	HOSPITALITY SEATING	GUEST SEATING	LOUNGE/RECEPTION SEATING	MANAGEMENT SEATING	MEETING ROOM SEATING	MULTI PURPOSE SEATING	PUBLIC SEATING	STACKING SEATING	STOODS	TABLET SEATING	TECHNICAL SEATING	WOOD GUEST SEATING
MAX			•					•		•									
MAXIMA II						•													
MAYNE							•	•											•
MIRAGE																			
ML		•					•	•	•							•			
ML PARK		•					•	•	•							•			
NOVELLO			•	•			•												
OBUSFORME				•	•					•									
OBUSFORME COMFORT				•	•					•									
ORION				•	•			•	•										
POPCORN		•						•	•		•	•	•	•					
PRAIRIE									•										
PRIORITY			•					•		•									
REST		•						•			•	•		•	•				
RIVER							•	•	•				•						
ROBUST							•			•									
ROMA		•	•	•							•	•	•	•	•				
ROMA NESTER												•	•						
SAVOIR							•	•											•
SAXON						•													
SCALE 1, 2, 3				•															
SHADOW										•									
SIDERO		•					•	•				•		•	•				
SIRENA								•	•								•		
SOFTCURVE			•		•			•		•									
SOLAR			•	•			•												
SOLO			•					•		•									
SONIC			•					•	•		•	•	•			•	•		
SPREE			•	•															
STAMINA +						•													
SUPRA			•					•		•									
SUPRA X	•			•												•			
SYNOPSIS			•	•				•		•						•			
TAMIRI				•				•		•									
TRADITIONAL								•	•	•									
TRIUMPH					•					•									
TROY			•					•		•									
TRUFORM				•		•				•						•			
TWILIGHT		•						•			•	•				•			
TYE			•	•				•			•					•			
VAUGHAN			•					•							•				
VION			•	•	•	•		•		•					•	•			
WEEV			•	•						•					•				
WIND & WIND LINEAR									•										
YORKDALE	•		•		•														
ZOMA		•					•	•		•	•	•		•					
ZOOEY							•	•		•	•								

ERGONOMIC FEATURES & BENEFITS

EACH GLOBAL CHAIR IS BUILT WITH FEATURES THAT ARE ERGONOMICALLY DESIGNED TO PROMOTE GOOD POSTURE AND PROVIDE MAXIMUM COMFORT.

WHILE FULLY SUPPORTING YOUR BODY, THESE FEATURES SHOULD ALSO ALLOW YOU TO ADJUST YOUR CHAIR TO FIT YOU.



A TENSION ADJUSTMENT

Increase or decrease to match body weight. Allows you to rock comfortably, without heavy pushing, reducing muscle fatigue.



B CHAIR TILT LOCK

Lock the tilt movement in position(s) to accommodate your working posture. Allows you to lock your chair in a comfortable and supportive position. (Can be either single position or infinite style).



C SEAT HEIGHT

Raise or lower to allow your feet to rest flat on the floor. Avoids pressure under your thighs, easing blood flow.



D BACK HEIGHT

Raise or lower to position lumbar support in your lumbar area. Reduces likelihood of back pain.



E SEAT DEPTH

Change the depth of the seat to accommodate the length of your thighs. Keeps your back in contact with the backrest while avoiding pressure behind your knees.



F FORWARD SEAT ANGLE

Allows chair to tilt forward changing the angle of your thighs in relation to the floor. Helps reduce disc pressure during forward leaning tasks.



G BACK ANGLE

Adjust to change the angle of your torso in relation to your thighs. Helps reduce disc pressure and relaxes your back muscles.



H ARM HEIGHT

Raise or lower to support your forearms. Reduces muscular effort in neck and shoulders, minimizing risk of pain.



J KNEE-TILT MOVEMENT

Chair tilts from a pivot point at the front of the seat, keeping your feet on the floor as you rock. Maintains stability.



L SYNCHRO-TILT MOVEMENT

Backrest reclines at a faster rate than the seat, increasing the angle between your torso and thighs. Enhances comfort and encourages dynamic body movement.



M WATERFALL SEAT EDGE

Reduces pressure at the back of the knee, contributing to good blood flow.



N CONTOURED CUSHION

Supports the body effectively, allowing you to sit longer without discomfort.



P VIBRATING SEAT & BACK

Soothing effect contributes to your relaxation during work breaks.



Q WIDTH ADJUSTABLE ARMS

Allows outward movement of armrests to match shoulder breadth. Ensures armrests properly support forearms, reducing muscular efforts in neck and shoulders.



R ARM ROTATION

Rotate armcaps to support your forearms in various positions. Reduces muscular effort in neck and shoulders minimizing risk of pain.



S CENTER TILT

Chair tilts from a pivot point under the center of the seat allowing you to rock. When your feet are well supported, blood flow is enhanced.



U SOFT DESCENT PNEUMATIC LIFT

Gently and gradually lowering the seat helps you easily select proper seat height without causing a jerking motion.




V LUMBAR DEPTH ADJUSTMENT

Increase or decrease curvature of the back to match the profile of your lower back. Enhances comfort and support in the lower lumbar area.

MAXIMIZING YOUR ERGONOMIC SEATING

- Always select a chair that is designed for the type of work you perform and make certain the chair is comfortable for the length of time spent using it.
- Ensure that the seat and back cushions are contoured to fit your body, which will help eliminate pressure points.
- An ergonomically designed chair should allow changing positions easily.
- As you work, reposition yourself throughout the day to reduce strain and stress on specific muscle groups. If you change job functions, adjust your chair to fit the new task.
- Proper ergonomic seating should help eliminate many of the work related injuries that result from poor posture and poorly designed chairs.


TASK



ADJUSTMENTS

- (2) Pneumatic seat height
- (8) Manual seat depth
- Back height **
- Swivel

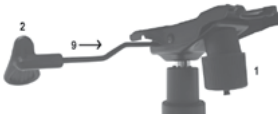
POSTURE TASK



ADJUSTMENTS

- (2) Pneumatic seat height
- (3) Back angle
- (6) Back height **
- Seat depth *
- Swivel


TILTER



ADJUSTMENTS

- (2) Pneumatic seat height
- (9) Chair tilt lock *
- Centre-tilt action
- Swivel


KNEE-TILTER



ADJUSTMENTS

- (1) Tilt tension
- (2) Pneumatic seat height
- (9) Chair tilt-lock *
- Back height **
- Knee-tilt action
- Swivel
- Optional sliding seat depth adjustment (MD)


MULTI-TILTER



ADJUSTMENTS

- (1) Tilt tension
- (2) Pneumatic seat height
- (3) Back angle adjustment
- (9) Infinite position seat tilt lock
- (7) Forward tilt lock *
- (8) Sliding seat depth adjustment (MD)
- Back height **
- Centre-tilt action
- Swivel


SYNCHRO-TILTER



ADJUSTMENTS

- (1) Tilt tension
- (2) Pneumatic seat height
- (3) Back angle adjustment
- (8) Sliding seat depth adjustment (MD)
- (9) Chair tilt lock Synchro-tilt action
- Anti-kickback *
- Back height **
- Swivel


POSTURE-TILTER



ADJUSTMENTS

- (1) Tilt tension
- (2) Pneumatic seat height
- (8) Sliding seat depth adjustment (MD)
- (9) Infinite position seat tilt lock
- Back height **
- Swivel


FUNCTION-TILTER



ADJUSTMENTS

- (1) Tilt tension
- (2) Pneumatic seat height
- (3) Back Angle *
- Back height adjustment **
- (9) Upright position seat tilt lock
- Swivel

OPERATOR



ADJUSTMENTS

- (2) Pneumatic seat height
- (3) Back angle *(Free Float/lock)
- (4) Seat angle *(Free Float/lock)
- (4) Seat angle / Back angle
- Back height **
- Free floating seat and back *
- With single lever operator mechanism, seat and back angle are controlled using lever 4 *
- Swivel

SYNCHRO KNEE-TILTER



ADJUSTMENTS

- (1) Tilt tension
- (2) Pneumatic seat height
- (9) Chair tilt lock
- Back height *
- Synchro-tilt action
- Anti-kickback *
- Knee-tilt action
- Swivel

- NOTES**
- * Selected models only.
 - ** RATCHET back height adjustment on selected models.
 - *** Mechanisms shown are generic depictions and may differ from one chair to another.

HOW TO ORDER SEATING



5451-3

MODEL NUMBER

+



MD

MECHANISM OPTION

+



BK

FRAME FINISH

+



AX27

FABRIC CODE

FABRIC CHAIR EXAMPLE

If there are any options for the chair they would be inserted between the Model Number with Arm Style and Frame Finish. For example (see above):

5451-3 BK AX27

This would be the **Tuform Medium Back Multi-Tilter** with standard Height Adjustable Arms and Multi-Tilter. Black Frame **BK** and Oxygen fabric in Axis, Noir **AX27**, complete the chair.

LEATHER CHAIR EXAMPLE

If there are any options for the chair they would be inserted between the Model Number and Frame Finish. When ordering Leather Chairs you **MUST** include the Mock Leather color (for Grade 7). For example:

3966 BK 450/550

This would be the Troy High Back Tilter (with upholstered open arms) **3966** with, Black Frame **BK** and **450** Black Leather & **550** Black Mock Leather combination.

CHAIR SAFETY TIPS

Common sense guidelines to ensure that your Global chair will provide many years of comfort and service in a safe and productive environment:

- Always read and follow assembly instructions. Make sure that all of the pieces of your Global chair are installed in the proper order to ensure structural integrity.
- Ensure that chair casters are fully inserted into the base of the unit.
- Inspect your chair for loose or worn parts at least once a year.
- Always keep the base of your chair completely on the floor.
- Most Global chairs are equipped with casters for use on carpeted surfaces. Other flooring surfaces may require different casters.
- Speak to your Global Sales Representative or refer to the Casters Section of this Price Book for appropriate custom selections.
- Many Global office chairs are equipped with tilt tension controls on the seating mechanism. The tension control compensates for different body weights and postures. Always ensure that the control is properly adjusted for a smooth and controlled tilt motion. Your Global Sales Representative can demonstrate the proper use of all the adjustments on your office chair.
- Do not stand on your Global chair or sit on the arms of your chair.
- Do not put electrical appliances on chairs. Even fire retardant fabrics can be damaged when exposed to direct heat or flame.
- Choose the right chair for your work environment. Global offers a full line of Intensive Use, Multi-Shift and Specialized chairs for environments with demanding health or safety requirements. Your Global Sales Representative is trained to help you make the right choice for your workplace.

THE ASSOCIATION FOR CONTRACT TEXTILES (ACT) HAS DEVELOPED THE FOLLOWING PERFORMANCE GUIDELINES TO MAKE FABRIC SPECIFICATION EASIER. THE FIVE SYMBOLS GIVE ARCHITECTS, DESIGNERS AND END USERS A VAST AMOUNT OF PERFORMANCE INFORMATION IN A SUCCINCT, VISUAL WAY. THIS CHART LISTS THE REQUIRED TESTS THAT CORRESPOND TO SPECIFIC END USES. AN EXPLANATION OF THE SYMBOL ALSO APPEARS.

FIRE RETARDANCY



Flammability testing determines a fabric's performance and resistance to burning.

APPLICATION

Upholstery
Panels and upholstered walls

PASSES

California bulletin 117, section E.
ASTM E 84-03 Class A or Class 1 (unadhered method).

COLOR FASTNESS TO WET & DRY CROCKING



Color fastness to wet & dry crocking refers to the rubbing off of color from the fabric onto clothing, hands or other materials and can occur under wet or dry conditions.

APPLICATION

Upholstery
Panels and upholstered walls

PASSES

AATCC 8-2001 Dry crocking. Class 4 minimum.
Wet crocking, Class 3 minimum.
AATCC 8-2001 E 84 (unadhered method).

COLOR FASTNESS TO LIGHT



Color fastness to light is the degree to which fabric will retain its color when exposed to light.

APPLICATION

Upholstery
Panels and upholstered walls

PASSES

AATCC option 2-2003 or AATCC - option 3-2003.
Class 4 minimum of 40 hours.
AATCC option 2-2003 or AATCC - option 3-2003.
Class 4 minimum of 40 hours.

PHYSICAL PROPERTIES



Three physical property tests include: 1 - Brush pill test to determine a fabric's pilling (the formation of fuzzy galls of fiber on the surface of a fabric). 2 - Breaking/tensile strength is the ability of a fabric to withstand tension without breaking or tearing. 3 - Seam slippage is the pulling apart of fabrics at the seams.

APPLICATION

Upholstery
Panels and upholstered walls

PASSES

Brush pill ASTM D3511-02, 3 minimum.
Breaking strength ASTM D5034-95 (2001) 50 lbs. minimum in warp & weft.
Seam slippage ASTM D4034 25 lbs. minimum in warp & weft.
Breaking strength ASTM D5034-95 (2001) (grab test).
35 lbs. minimum in warp & weft.

ABRASION



Abrasion is the ability of a fabric to withstand damage from wear and rubbing. There is a general contract specification as well as a heavy duty specification.

APPLICATION


General contract upholstery
Heavy duty upholstery

PASSES

ASTM D4157-02 (#10 cotton duck) 15,000 double rubs, Wyzenbeek method.
ASTM D4966-98 (12 KPA pressure) 20,000 double rubs, Martindale method.
ASTM D4157-02 (#10 cotton duck) 30,000 double rubs, Wyzenbeek method.
ASTM D4966-98 (12 KPA pressure) 40,000 double rubs, Martindale method.

2 DAY LIGHTNING QUICKSHIP PROGRAM

2 DAY Lightning



Global's new 2 DAY LIGHTNING program offers many of our best selling models upholstered in your choice of our most popular textiles.

The 2 DAY LIGHTNING program features easy customization with extensive upholstery choices. Simple to order with no restrictions... and now with even faster production and shipment.

Need quick, simple and custom seating? Think Global!

- 29 Series, 186 Models, 250+ Textiles to Customize your order
- No Quantity Limitations
- No Reduction in Discounting
- Yes, Project Discounting Available
- No Special Order Forms Required
- No Freight Charges (Everything is UPSable)

Color it your way

GRADE 1

Drama
Jenny
Pebbles
Quilt
Sprinkle
Terrace
Urban
Waterfall

GRADE 2

Allante Vinyl
Couture
GC Linen Vinyl
Imprint
Match
Replay
Silhouette

GRADE 4

Chromatic (*DesignTex*)
Vivid (*DesignTex*)

GRADE 5

Genuine Leather/Mock Leather
(for Alero, Aspen, Accord, Beach, Synopsis only)

GRADE 8































Genuine Leather
(for Alero, G20, Aspen, Accord, Beach, Supra, Synopsis only)

Textiles are subject to change, please confirm current selection.

TERMS AND CONDITIONS

- Orders must clearly state, "2 Day Lightning" at the time of submittal
- Order "to ship time frame" is 2 business days
- Program is limited to exact models within series listed above
- Program is limited to exact textile patterns listed and exact colorways carded
- Orders cannot be changed or cancelled after order acknowledgment
- Current Global list pricing applies at the time of order
- All eligible models are UPSable; Global reserves the right to ship "best way"
- Bakhita, Popcorn, Duet and Sonic models may be multiple packaged and shipped "best way"
- Orders must be clean with correct model numbers, options, textiles, correct pricing, etc., to apply
- Dealer must be in good standing and within terms for order to be processed without delay
- Orders received by 1PM (Eastern Standard Time, or 12PM Central Standard Time, or 10AM Pacific Standard Time) will be accepted that day. Orders received after 1PM Eastern Standard Time will be processed the following business day.
- Program available in the 48 contiguous United States Orders to ship outside Global's distribution model; order shipment address can be to the dealer or end-user directly
- Standard model options listed under Optional Features section in the price list are available. Standard model options include aluminum bases, painted frame finishes, ballistic nylon backs, glide options and hard surface casters. Memory Foam as a standard option is not available (standard lead-times apply).

























2 DAY LIGHTNING QUICKSHIP PROGRAM

Series	Model Numbers		Series	Model Numbers		Series	Model Numbers		Series	Model Numbers	
	1960LM-3	1961LM-3		2676-2	2676LM-2		6710-1	6710-2		5080-0	5080LM-0
	1961-3	1961-4		2676-4	2676LM-4		6711-1	6711-2		5080-3	5080LM-3
	1961-5	1961-6		2677-2	2677LM-2		6715			5081-0	5081LM-0
	Black Mesh only			2677-4	2677LM-4		5 Plastic Colors:			5081-3	5081LM-3
				2678-6	2678LM-6		Asphalt Night (BLK)			5090-4	5090LM-4
	2851-3			5 Vue Mesh colors:			Latte Beige (LAB)			5091-4	5091LM-4
	2851LM-3			Coal Black (VU19)			Lip Smacker (LPS)				
	2852-3			Desert Sand (VU11)			Ivory Clouds (IVC)				
	2852LM-3			Quarry Grey (VU15)			Platinum (PLT)				
				Sandy Beach (VU10)							
				Tidal Wave (VU16)							
	6750-1	6750-2	Goal	2235-6	2236-6	Roma	1901		Triumph	3650-3	
	6751-1	6751-2		2237-3	2237-5		1906			3650-8	
	6756			2237-6	2239-6		1906RA			3651-3	
4 Plastic Colors:						Black Mesh only			3651-8		
	Alloy (ALY)										
	Char (CHA)										
	Milk (MLK)										
	Sandbar (SAN)										
	4077	4077LM	Graham	3144			1899			5450-0	5450-3
	4078	4078L					Black Mesh only				5450-4
	4 Wood Stain Finishes:									5451-0	5451-3
		Espresso (ECM)							5451-4	5451-8	
	Mahogany (TMM)							5457-6	5458-6		
	Shaker Cherry (SKM)							S5457-6	S5458-6		
	Walnut (TWM)							TS5450-3	TS5451-3		
	3365		Granada Deluxe	1170-3			2125WS			1922-6	1924-6
	3365C			1171-3			6900			1950-1	1950-3
				TS1170-3		6901		1950-4	1951-1		
			TS1171-3					1951-3	1951-4		
								Black Mesh only			
	6620-1	6620	Graphic	2736MB			6508	6508-1		6321-0	6321-3
	6621	6621-1		2737			6508MB	6508MB-1		6321-4	6321-8
	6621-2	6624		2738MB			6509	6509-1		6322-0	6322-3
				2739			6509MB	6509MB-1		6322-4	6322-8
							6511	6511-1	6324	6325	
						6513	6513-1	6327-6	6328-6		
						6513MB	6513MB-1	TS6321-3	TS6322-3		
						6514	6514-1	5 Vion Mesh colors:			
						6514MB	6514MB-1	Black (MS69)			
						6515	6515-1	Blue (MS72)			
						6517WS		Natural (MS74)			
								Stone (MS71)			
								Rope (MS73)			
	6007		Loover	2661-0	2661-3		6040			6321-0FG	6321-3FG
	6007L			2661-4	2661-8		Black Mesh only			6321-4FG	6321-8FG
				2662-0	2662-3					6322-0FG	6322-3FG
			2662-4	2662-8				6322-4FG	6322-8FG		
								6324FG	6325FG		
								6327-6FG	6328-6FG		
								TS6321-3FG	TS6322-3FG		
								5 Vion Mesh colors:			
								Black (MS69)			
								Blue (MS72)			
								Natural (MS74)			
								Stone (MS71)			
								Rope (MS73)			
	2670-2	2670LM-2	Malaga	3140-0			5330-4 5			2220-3	2220-4
	2670-4	2670LM-4		3140-3			5330L-4 5			2220-8	2221-3
	2671-2	2671LM-2		3141-0			5331-4 5			2221-4	2221-8
	2671-4	2671LM-4		3141-3			5331L-4 5			Black Mesh only	
	2672-6	2672LM-6									
			Obusforme	1240-3			5333-3	5336-1			
			Comfort	1241-3			5336-3	5337-6			
				TS1240-3			5338-6	5339-6			
				TS1241-3							
									Zoma	2125WS	
										6656	
										6657	

work + task

 Aero..... 22-27	 Echo.....39	 Graphic..... 62-64
 Arno & Arno Deluxe..... 27-28	 Enterprise..... 40-44	 Kate.....65
 Arti.....29	 G20..... 44-45	 Loover..... 66-69
 Arturo30	 Global Accord..... 46-48	 Luray..... 70-71
 Aspen 31-32	 Goal..... 48-50	 Malaga 72-75
 Auburn.....33	 Graham.....50	 Mallorca 76-78
 Beacon..... 35-35	 Granada..... 51-55	 Max79
 Concorde 36-37	 Granada Deluxe..... 56-60	 Mirage.....80
 Diplomat.....38	 Granada with Schukra Lumbar.....61	 Novello..... 81-83

work + task

 ObusForme 84-85	 Solar 108	 Traditional 126-129
 ObusForme Comfort & XL 86-913	 Solo 109-110	 Triumph 130
 ObusForme Executive & Jr. 94 & 95	 Spree 111-112	 Troy 131
 Priority 96-97	 Spritz 113-114	 Truform 132-135
 Roma 98-101	 Supra 115-116	 Tye 136-138
 Scale 1, 2, 3 102	 Supra X 117-119	 Vion 139-149
 Shadow 103	 Synopsis 120-122	 Weev 150-151
 Softcurve 105-107	 Tamiri 123-125	 Yorkdale 152-153

ALERO™



model 1966-4



model 1960-3



Headrest
Height/angle adjustable for user's individual needs. Increase back height up to 3". Standard on Extended back models Only.



model 1961-4



model 1962



Lumbar Support
Ability to be moved up and down to fit the lumbar region. Adjust in and out by turning the knob located on the back.

STANDARD FEATURES

- A skeletal style chair offers a unique look for today's office environment.
- Durable frame is constructed of fiberglass nylon.
- Standard adjustable height, forward swept arms with "sliding armcaps" (GL), (except model 1962 which has a fixed height arm same style).
- Depth adjustable lumbar support (1/2 inch of horizontal movement).
- Vari Width Adapter Plate (WA) Available when chair is ordered with adjustable height arms. Allows each arm to move outward an additional 2" (for a total of 4" extra seat width) and locks with the use of an easy to maneuver lever. Add \$56.00
- *High back models ONLY. Back height can be adjusted by moving the headrest up and down.
- The seat and headrest can be upholstered in any standard Global Upholstery fabric, Vinyl, Leather or Leather/ Mock Leather combination, except Jenny, Pebbles and Quilt.
- Mesh back is available in Black Only.
- All models are standard with a Black, urethane arched base. Base and frame are standard in Black (BK) with C1 casters.

OPTIONAL FEATURES

- Models 1962, 1962LM, 1963 and 1963LM can be ordered without lumbar support if preferred Specify BNL. List price will remain as shown.
- New models featuring an upholstered back cushion are available.
- Available in fabric and leather/mock leather with the EXCEPTION of Match, Pebbles, and Station textiles.
- For availability of chair series in Vinyl, please contact a Global Sales Representative.
- Optional Arched aluminum base available. Specify "B5". Add \$110.00.
- Please refer to "Arms Selection" section of the price book for arm options
- Please refer to the "Casters Selection" section of the price book for caster options. Optional casters may be priced higher than the standard casters for your chair and the difference will be charged. Lower priced optional casters will not be credited.
- For hard surface flooring casters, please specify C9R. Add \$47.00.
- For fully assembled in box, please specify SU. Add \$50.00

DESCRIPTION

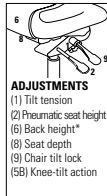
FEATURES

MODEL#

STANDARD FABRIC GRADES



HB Knee - Tilter w/ Adjustable Headrest
COM Yardage: 1
Freight Class: 150
Product Weight (lbs.): 48
Cubic Feet Per Carton: 9.75



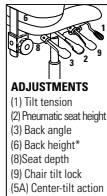
ADJUSTMENTS
(1) Tilt tension
(2) Pneumatic seat height
(6) Back height*
(8) Seat depth
(9) Chair tilt lock
(5B) Knee-tilt action

Ergonomic Features:
A, B, C, D, E, H, J, M, N, V,

	1	2	3	4	5	6	7	8	9	10	11	12
1960-2	863	887	904	932	969	991	1027	1079	1128	1170	1279	1387
1960LM-2	-	-	-	-	1096	-	-	1205	1253	1297	1402	1511
Leather/ Mock Leather												
OVERALL DIMENSIONS			SEAT DIMENSIONS			BACK DIMENSIONS						
W	D	H	W	D	H	W	H					
25	24.5	48	19.5	18-19.5	16-21	18	29.5					



HB Multi - Tilter w/ Adjustable Headrest
COM Yardage: 1
Freight Class: 150
Product Weight (lbs.): 46
Cubic Feet Per Carton: 9.75



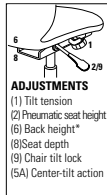
ADJUSTMENTS
(1) Tilt tension
(2) Pneumatic seat height
(3) Back angle
(6) Back height*
(8) Seat depth
(9) Chair tilt lock
(5A) Center-tilt action

Ergonomic Features:
A, B, C, D, E, G, H, M, N, S, V

	1	2	3	4	5	6	7	8	9	10	11	12
1960-3	758	781	801	827	866	888	921	974	1024	1066	1173	1282
1960LM-3	-	-	-	-	934	-	-	1043	1091	1134	1239	1348
Leather/Mock Leather												
OVERALL DIMENSIONS			SEAT DIMENSIONS			BACK DIMENSIONS						
W	D	H	W	D	H	W	H					
25	24.5	48.5	19.5	18-19.5	16.5-20.5	18	29.5					



HB Tilter w/ Adjustable Headrest
COM Yardage: 1
Freight Class: 150
Product Weight (lbs.): 44
Cubic Feet Per Carton: 9.75


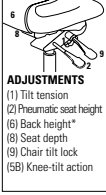

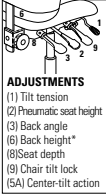

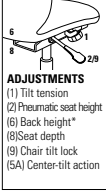

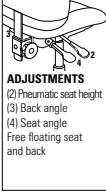

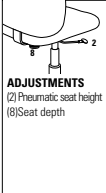



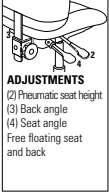
ADJUSTMENTS
(1) Tilt tension
(2) Pneumatic seat height
(6) Back height*
(8) Seat depth
(9) Chair tilt lock
(5A) Center-tilt action


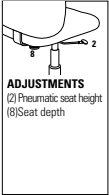
Ergonomic Features:
A, B, C, D, E, H, M, N, S, V


	1	2	3	4	5	6	7	8	9	10	11	12
1960-4	684	708	727	753	791	815	849	902	949	991	1100	1207
1960LM-4	-	-	-	-	855	-	-	963	1012	1054	1159	1267
Leather/Mock Leather												
OVERALL DIMENSIONS			SEAT DIMENSIONS			BACK DIMENSIONS						
W	D	H	W	D	H	W	H					
25	24.5	48.5	19.5	18-19.5	16.5-20.5	18	29.5					





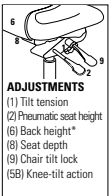
DESCRIPTION	FEATURES	MODEL#	STANDARD FABRIC GRADES															
			1	2	3	4	5	6	7	8	9	10	11	12				
 <p>MB Knee - Tilter COM Yardage: 1 Freight Class: 150 Product Weight (lbs.): 44 Cubic Feet Per Carton: 9.75</p>	 <p>ADJUSTMENTS (1) Tilt tension (2) Pneumatic seat height (6) Back height* (8) Seat depth (9) Chair tilt lock (5B) Knee-tilt action</p>	<p>Ergonomic Features: A, B, C, D, E, H, J, M, N, V</p>	<p>1961-2 822 845 863 890 930 950 986 1038 1087 1128 1237 1345</p>															
			<p>1961LM-2 - - - - 1048 - - 1157 1249 1354 1462 1249</p> <p>Leather/ Mock Leather</p>															
			OVERALL DIMENSIONS				SEAT DIMENSIONS				BACK DIMENSIONS							
			W		D		H		W		D		H		W		H	
			25		24.5		40		19.5		18-19.5		16-20		18		22.5	
 <p>MB Multi - Tilter COM Yardage: 1 Freight Class: 150 Product Weight (lbs.): 44 Cubic Feet Per Carton: 9.75</p>	 <p>ADJUSTMENTS (1) Tilt tension (2) Pneumatic seat height (3) Back angle (6) Back height* (8) Seat depth (9) Chair tilt lock (5A) Center-tilt action</p>	<p>Ergonomic Features: A, B, C, D, E, G, H, M, N, S, V</p>	<p>1961-3 717 738 758 784 823 845 881 933 982 1024 1130 1239</p>															
			<p>1961LM-3 - - - - 887 - - 996 1087 1193 1302 1087</p> <p>Leather/Mock Leather</p>															
			OVERALL DIMENSIONS				SEAT DIMENSIONS				BACK DIMENSIONS							
			W		D		H		W		D		H		W		H	
			25		24.5		40.5		19.5		18-19.5		16.5-20.5		18		22.5	
 <p>MB Tilter COM Yardage: 1 Freight Class: 150 Product Weight (lbs.): 42 Cubic Feet Per Carton: 9.75</p>	 <p>ADJUSTMENTS (1) Tilt tension (2) Pneumatic seat height (6) Back height* (8) Seat depth (9) Chair tilt lock (5A) Center-tilt action</p>	<p>Ergonomic Features: A, B, C, D, E, H, M, N, S, V</p>	<p>1961-4 642 666 683 710 750 773 806 859 908 949 1057 1167</p>															
			<p>1961LM-4 - - - - 805 - - 915 962 1006 1112 1220</p> <p>Leather/Mock Leather</p>															
			OVERALL DIMENSIONS				SEAT DIMENSIONS				BACK DIMENSIONS							
			W		D		H		W		D		H		W		H	
			25		24.5		40.5		19.5		18-19.5		16.5-20.5		18		22.5	
 <p>MB Operator w/ Arms COM Yardage: 1 Freight Class: 150 Product Weight (lbs.): 40 Cubic Feet Per Carton: 7.50</p>	 <p>ADJUSTMENTS (2) Pneumatic seat height (3) Back angle (4) Seat angle Free floating seat and back</p>	<p>Ergonomic Features: C, D, E, F, G, H, M, N, S, V</p>	<p>1961-5 703 727 746 773 809 832 868 918 968 1010 1119 1226</p>															
			<p>1961LM-5 - - - - 872 - - 983 1029 1029 1073 1287</p> <p>Leather/ Mock Leather</p>															
			OVERALL DIMENSIONS				SEAT DIMENSIONS				BACK DIMENSIONS							
			W		D		H		W		D		H		W		H	
			25		24.5		40.5		19.5		18-19.5		16.5-20.5		18		22.5	
 <p>MB Task w/ Arms COM Yardage: 1 Freight Class: 150 Product Weight (lbs.): 40 Cubic Feet Per Carton: 7.50</p>	 <p>ADJUSTMENTS (2) Pneumatic seat height (8) Seat depth</p>	<p>Ergonomic Features: C, D, E, H, M, N, V</p>	<p>1961-6 626 650 668 695 733 755 791 843 891 934 1042 1150</p>															
			<p>1961LM-6 - - - - 787 - - 896 943 1094 1201 987</p> <p>Leather/Mock Leather</p>															
			OVERALL DIMENSIONS				SEAT DIMENSIONS				BACK DIMENSIONS							
			W		D		H		W		D		H		W		H	
			25		24.5		41		19.5		18-19.5		17-22		18		22.5	


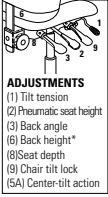

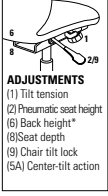

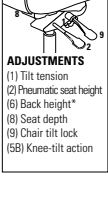

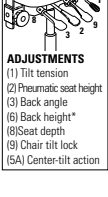

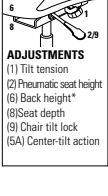
DESCRIPTION	FEATURES	MODEL#	STANDARD FABRIC GRADES													
			1	2	3	4	5	6	7	8	9	10	11	12		
 <p>MB Operator Armless COM Yardage: 1 Freight Class: 150 Product Weight (lbs.): 32 Cubic Feet Per Carton: 7.50</p>	 <p>ADJUSTMENTS (2) Pneumatic seat height (3) Back angle (4) Seat angle Free floating seat and back.</p>		605	627	646	673	711	733	769	820	870	912	1019	1127		
		1964-5	-	-	-	-	763	-	-	872	919	963	1070	1178		
		Leather/ Mock Leather														
		OVERALL DIMENSIONS			SEAT DIMENSIONS			BACK DIMENSIONS								
W D H			W D H			W H										
19.5 24.5 40.5			19.5 18-19.5 16.5-20.5			18 22.5										
		Ergonomic Features: C, D, E, F, G, M, N, V	RTA 2		ups											


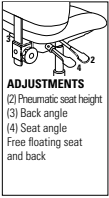


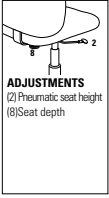





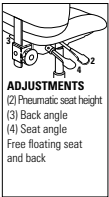

DESCRIPTION	FEATURES	MODEL#	STANDARD FABRIC GRADES													
			1	2	3	4	5	6	7	8	9	10	11	12		
 <p>MB Task Armless COM Yardage: 1 Freight Class: 150 Product Weight (lbs.): 32 Cubic Feet Per Carton: 7.50</p>	 <p>ADJUSTMENTS (2) Pneumatic seat height (8) Seat depth</p>		525	549	567	595	633	655	691	743	791	833	941	1050		
		1964-6	-	-	-	-	678	-	-	787	834	878	984	1093		
		Leather/Mock Leather														
		OVERALL DIMENSIONS			SEAT DIMENSIONS			BACK DIMENSIONS								
W D H			W D H			W H										
19.5 24.5 41			19.5 18-19.5 17-22			18 22.5										
		Ergonomic Features: C, D, E, M, N, V	RTA 2		ups											


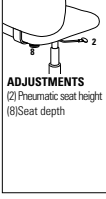
DESCRIPTION	FEATURES	MODEL#	STANDARD FABRIC GRADES													
			1	2	3	4	5	6	7	8	9	10	11	12		
 <p>Armchair w/ Arms COM Yardage: 1 Freight Class: 250 Product Weight (lbs.): 40 Cubic Feet Per Carton: 13</p>			553	577	596	622	661	683	719	772	820	862	969	1078		
		1962	-	-	-	-	758	-	-	868	915	959	1065	1172		
		Leather/Mock Leather														
		OVERALL DIMENSIONS			SEAT DIMENSIONS			BACK DIMENSIONS								
W D H			W D H			W H										
25 24.5 40			19.5 19 17.5			18 22.5										
		Ergonomic Features: M, N, V	RTA 2													

DESCRIPTION	FEATURES	MODEL#	STANDARD FABRIC GRADES													
			1	2	3	4	5	6	7	8	9	10	11	12		
 <p>MB Side Chair Armless COM Yardage: 1 Freight Class: 150 Product Weight (lbs.): 33 Cubic Feet Per Carton: 8.25</p>			467	490	508	536	571	595	630	681	731	774	881	988		
		1963	-	-	-	-	543	-	-	653	701	745	849	958		
		Leather/ Mock Leather														
		OVERALL DIMENSIONS			SEAT DIMENSIONS			BACK DIMENSIONS								
W D H			W D H			W H										
19.5 24.5 40			19.5 19 17.5			18 22.5										
		Ergonomic Features: M, N, V	RTA 2		ups											

DESCRIPTION	FEATURES	MODEL#	STANDARD FABRIC GRADES													
			1	2	3	4	5	6	7	8	9	10	11	12		
 <p>HB Knee-Tilter Upholstered Back w/ Adjustable Headrest COM Yardage: 2 Freight Class: 150 Product Weight (lbs.): 48 Cubic Feet Per Carton: 9.75</p>	 <p>ADJUSTMENTS (1) Tilt tension (2) Pneumatic seat height (6) Back height* (8) Seat depth (9) Chair tilt lock (5B) Knee-tilt action</p>		1023	1072	1111	1170	1253	1283	1356	1496	1563	1693	1868	2087		
		1966-2	-	-	-	-	1239	-	-	1483	1557	1679	1862	2082		
		Leather/ Mock Leather														
		OVERALL DIMENSIONS			SEAT DIMENSIONS			BACK DIMENSIONS								
W D H			W D H			W H										
25 24.5 48			19.5 18-19.5 16-20			18 29.5										
		Ergonomic Features: A, B, C, D, E, H, J, M, N, V	RTA 2		ups											

DESCRIPTION	FEATURES	MODEL#	STANDARD FABRIC GRADES											
 <p>HB Multi - Tilter Upholsterd Back w/ Adjustable Headrest COM Yardage: 2 Freight Class: 150 Product Weight (lbs.): 46 Cubic Feet Per Carton: 9.75</p>	 <p>ADJUSTMENTS (1) Tilt tension (2) Pneumatic seat height (3) Back angle (6) Back height* (8) Seat depth (9) Chair tilt lock (5A) Center-tilt action</p>		1	2	3	4	5	6	7	8	9	10	11	12
		1966-3	871	920	960	1019	1102	1132	1205	1345	1413	1542	1717	1936
		1966LM-3	-	-	-	-	1073	-	-	1317	1391	1513	1697	1917
		Leather/Mock Leather												
			OVERALL DIMENSIONS			SEAT DIMENSIONS			BACK DIMENSIONS					
			W	D	H	W	D	H	W		H			
			25	24.5	48.5	19.5	18-19.5	16.5-20.5	18		29.5			
			Ergonomic Features: A, B, C, D, E, G, H, M, N, S, V			RTA 2			ups					
 <p>HB Tilter Upholsterd Back w/ Adjustable Headrest COM Yardage: 2 Freight Class: 150 Product Weight (lbs.): 44 Cubic Feet Per Carton: 9.75</p>	 <p>ADJUSTMENTS (1) Tilt tension (2) Pneumatic seat height (6) Back height* (8) Seat depth (9) Chair tilt lock (5A) Center-tilt action</p>		1	2	3	4	5	6	7	8	9	10	11	12
		1966-4	799	848	888	946	1029	1059	1132	1271	1339	1469	1644	1863
		1966LM-4	-	-	-	-	994	-	-	1236	1310	1433	1616	1836
		Leather/Mock Leather												
			OVERALL DIMENSIONS			SEAT DIMENSIONS			BACK DIMENSIONS					
			W	D	H	W	D	H	W		H			
			25	24.5	48.5	19.5	18-19.5	16.5-20.5	18		29.5			
			Ergonomic Features: A, B, C, D, E, H, M, N, S, V			RTA 2			ups					
 <p>MB Knee - Tilter Upholsterd Back COM Yardage: 9.75 Freight Class: 150 Product Weight (lbs.): 44 Cubic Feet Per Carton: 9.75</p>	 <p>ADJUSTMENTS (1) Tilt tension (2) Pneumatic seat height (6) Back height* (8) Seat depth (9) Chair tilt lock (5B) Knee-tilt action</p>		1	2	3	4	5	6	7	8	9	10	11	12
		1967-2	978	1028	1067	1126	1210	1239	1311	1451	1519	1648	1825	2043
		1967LM-2	-	-	-	-	1191	-	-	1434	1507	1630	1813	2033
		Leather/ Mock Leather												
			OVERALL DIMENSIONS			SEAT DIMENSIONS			BACK DIMENSIONS					
			W	D	H	W	D	H	W		H			
			25	24.5	40	19.5	18-19.5	16-20	18		22.5			
			Ergonomic Features: A, B, C, D, E, H, J, M, N, V			RTA 2			ups					
 <p>MB Multi - Tilter Upholsterd Back COM Yardage: 2 Freight Class: 150 Product Weight (lbs.): 44 Cubic Feet Per Carton: 13</p>	 <p>ADJUSTMENTS (1) Tilt tension (2) Pneumatic seat height (3) Back angle (6) Back height* (8) Seat depth (9) Chair tilt lock (5A) Center-tilt action</p>		1	2	3	4	5	6	7	8	9	10	11	12
		1967-3	827	876	916	975	1058	1088	1161	1302	1368	1498	1674	1893
		1967LM-3	-	-	-	-	1025	-	-	1266	1343	1463	1646	1866
		Leather/Mock Leather												
			OVERALL DIMENSIONS			SEAT DIMENSIONS			BACK DIMENSIONS					
			W	D	H	W	D	H	W		H			
			25	24.5	40.5	19.5	18-19.5	16.5-20.5	18		22.5			
			Ergonomic Features: A, B, C, D, E, G, H, M, N, S, V			RTA 2			ups					
 <p>MB Tilter Upholsterd Back COM Yardage: 2 Freight Class: 150 Product Weight (lbs.): 42 Cubic Feet Per Carton: 9.75</p>	 <p>ADJUSTMENTS (1) Tilt tension (2) Pneumatic seat height (6) Back height* (8) Seat depth (9) Chair tilt lock (5A) Center-tilt action</p>		1	2	3	4	5	6	7	8	9	10	11	12
		1967-4	784	834	873	933	1015	1045	1119	1258	1326	1456	1631	1850
		1967LM-4	-	-	-	-	943	-	-	1186	1262	1382	1567	1786
		Leather/Mock Leather												
			OVERALL DIMENSIONS			SEAT DIMENSIONS			BACK DIMENSIONS					
			W	D	H	W	D	H	W		H			
			25	24.5	40.5	19.5	18-19.5	16.5-20.5	18		22.5			
			Ergonomic Features: A, B, C, D, E, H, M, N, S, V			RTA 2			ups					

DESCRIPTION	FEATURES	MODEL#	STANDARD FABRIC GRADES																																																																										
			1	2	3	4	5	6	7	8	9	10	11	12																																																															
 <p>MB Operator Upholstered Back w/ Arms COM Yardage: 2 Freight Class: 150 Product Weight (lbs.): 40 Cubic Feet Per Carton: 9.75</p>	 <p>ADJUSTMENTS (2) Pneumatic seat height (3) Back angle (4) Seat angle Free floating seat and back</p>	<p>Ergonomic Features: C, D, E, F, G, H, M, N, V</p>	<table border="1"> <tr> <td>1967-5</td> <td>816</td> <td>865</td> <td>904</td> <td>962</td> <td>1045</td> <td>1075</td> <td>1149</td> <td>1288</td> <td>1356</td> <td>1485</td> <td>1660</td> <td>1879</td> </tr> <tr> <td>1967LM-5</td> <td>-</td> <td>-</td> <td>-</td> <td>-</td> <td>1012</td> <td>-</td> <td>-</td> <td>1256</td> <td>1330</td> <td>1451</td> <td>1634</td> <td>1854</td> </tr> <tr> <td colspan="3">OVERALL DIMENSIONS</td> <td colspan="3">SEAT DIMENSIONS</td> <td colspan="6">BACK DIMENSIONS</td> </tr> <tr> <td>W</td> <td>D</td> <td>H</td> <td>W</td> <td>D</td> <td>H</td> <td>W</td> <td>D</td> <td>H</td> <td>W</td> <td>H</td> <td colspan="2"></td> </tr> <tr> <td>25</td> <td>24.5</td> <td>40.5</td> <td>19.5</td> <td>18-19.5</td> <td>16.5-20.5</td> <td>18</td> <td colspan="2"></td> <td colspan="3"></td> </tr> </table>												1967-5	816	865	904	962	1045	1075	1149	1288	1356	1485	1660	1879	1967LM-5	-	-	-	-	1012	-	-	1256	1330	1451	1634	1854	OVERALL DIMENSIONS			SEAT DIMENSIONS			BACK DIMENSIONS						W	D	H	W	D	H	W	D	H	W	H			25	24.5	40.5	19.5	18-19.5	16.5-20.5	18					
			1967-5	816	865	904	962	1045	1075	1149	1288	1356	1485	1660	1879																																																														
			1967LM-5	-	-	-	-	1012	-	-	1256	1330	1451	1634	1854																																																														
			OVERALL DIMENSIONS			SEAT DIMENSIONS			BACK DIMENSIONS																																																																				
W	D	H	W	D	H	W	D	H	W	H																																																																			
25	24.5	40.5	19.5	18-19.5	16.5-20.5	18																																																																							
			RTA 2																																																																										
 <p>MB Task Upholstered Back w/ Arms COM Yardage: 2 Freight Class: 150 Product Weight (lbs.): 40 Cubic Feet Per Carton: 7.50</p>	 <p>ADJUSTMENTS (2) Pneumatic seat height (8) Seat depth</p>	<p>Ergonomic Features: C, D, E, F, G, H, M, N, V</p>	<table border="1"> <tr> <td>1967-6</td> <td>736</td> <td>787</td> <td>826</td> <td>886</td> <td>968</td> <td>998</td> <td>1071</td> <td>1211</td> <td>1279</td> <td>1407</td> <td>1584</td> <td>1802</td> </tr> <tr> <td>1967LM-6</td> <td>-</td> <td>-</td> <td>-</td> <td>-</td> <td>925</td> <td>-</td> <td>-</td> <td>1167</td> <td>1241</td> <td>1364</td> <td>1547</td> <td>1767</td> </tr> <tr> <td colspan="3">OVERALL DIMENSIONS</td> <td colspan="3">SEAT DIMENSIONS</td> <td colspan="6">BACK DIMENSIONS</td> </tr> <tr> <td>W</td> <td>D</td> <td>H</td> <td>W</td> <td>D</td> <td>H</td> <td>W</td> <td>D</td> <td>H</td> <td>W</td> <td>H</td> <td colspan="2"></td> </tr> <tr> <td>25</td> <td>24.5</td> <td>41</td> <td>21</td> <td>18</td> <td>17.5-21.5</td> <td>21</td> <td colspan="2"></td> <td colspan="3"></td> </tr> </table>												1967-6	736	787	826	886	968	998	1071	1211	1279	1407	1584	1802	1967LM-6	-	-	-	-	925	-	-	1167	1241	1364	1547	1767	OVERALL DIMENSIONS			SEAT DIMENSIONS			BACK DIMENSIONS						W	D	H	W	D	H	W	D	H	W	H			25	24.5	41	21	18	17.5-21.5	21					
			1967-6	736	787	826	886	968	998	1071	1211	1279	1407	1584	1802																																																														
			1967LM-6	-	-	-	-	925	-	-	1167	1241	1364	1547	1767																																																														
			OVERALL DIMENSIONS			SEAT DIMENSIONS			BACK DIMENSIONS																																																																				
W	D	H	W	D	H	W	D	H	W	H																																																																			
25	24.5	41	21	18	17.5-21.5	21																																																																							
			RTA 2																																																																										
 <p>MB Armchair Upholstered Back w/ Arms COM Yardage: 2 Freight Class: 250 Product Weight (lbs.): 40 Cubic Feet Per Carton: 13</p>		<p>Ergonomic Features: M, N, V</p>	<table border="1"> <tr> <td>1968</td> <td>709</td> <td>759</td> <td>799</td> <td>858</td> <td>940</td> <td>971</td> <td>1043</td> <td>1182</td> <td>709</td> <td>1379</td> <td>1555</td> <td>1773</td> </tr> <tr> <td>1968LM</td> <td>-</td> <td>-</td> <td>-</td> <td>-</td> <td>894</td> <td>-</td> <td>-</td> <td>1137</td> <td>1213</td> <td>1334</td> <td>1518</td> <td>1738</td> </tr> <tr> <td colspan="3">OVERALL DIMENSIONS</td> <td colspan="3">SEAT DIMENSIONS</td> <td colspan="6">BACK DIMENSIONS</td> </tr> <tr> <td>W</td> <td>D</td> <td>H</td> <td>W</td> <td>D</td> <td>H</td> <td>W</td> <td>D</td> <td>H</td> <td>W</td> <td>H</td> <td colspan="2"></td> </tr> <tr> <td>25</td> <td>24.5</td> <td>40</td> <td>19.5</td> <td>18-19.5</td> <td>17.5</td> <td>18</td> <td colspan="2"></td> <td colspan="3"></td> </tr> </table>												1968	709	759	799	858	940	971	1043	1182	709	1379	1555	1773	1968LM	-	-	-	-	894	-	-	1137	1213	1334	1518	1738	OVERALL DIMENSIONS			SEAT DIMENSIONS			BACK DIMENSIONS						W	D	H	W	D	H	W	D	H	W	H			25	24.5	40	19.5	18-19.5	17.5	18					
			1968	709	759	799	858	940	971	1043	1182	709	1379	1555	1773																																																														
			1968LM	-	-	-	-	894	-	-	1137	1213	1334	1518	1738																																																														
			OVERALL DIMENSIONS			SEAT DIMENSIONS			BACK DIMENSIONS																																																																				
W	D	H	W	D	H	W	D	H	W	H																																																																			
25	24.5	40	19.5	18-19.5	17.5	18																																																																							
			RTA 2																																																																										
 <p>MB Chair Upholstered Back Armless COM Yardage: 2 Freight Class: 150 Product Weight (lbs.): 33 Cubic Feet Per Carton: 8.25</p>		<p>Ergonomic Features: M, N, V</p>	<table border="1"> <tr> <td>1975</td> <td>615</td> <td>665</td> <td>705</td> <td>763</td> <td>847</td> <td>876</td> <td>950</td> <td>1089</td> <td>1156</td> <td>1286</td> <td>1461</td> <td>1681</td> </tr> <tr> <td colspan="3">OVERALL DIMENSIONS</td> <td colspan="3">SEAT DIMENSIONS</td> <td colspan="6">BACK DIMENSIONS</td> </tr> <tr> <td>W</td> <td>D</td> <td>H</td> <td>W</td> <td>D</td> <td>H</td> <td>W</td> <td>D</td> <td>H</td> <td>W</td> <td>H</td> <td colspan="2"></td> </tr> <tr> <td>19.5</td> <td>24.5</td> <td>40</td> <td>19.5</td> <td>18-19.5</td> <td>17.5</td> <td>18</td> <td colspan="2"></td> <td colspan="3"></td> </tr> </table>												1975	615	665	705	763	847	876	950	1089	1156	1286	1461	1681	OVERALL DIMENSIONS			SEAT DIMENSIONS			BACK DIMENSIONS						W	D	H	W	D	H	W	D	H	W	H			19.5	24.5	40	19.5	18-19.5	17.5	18																		
			1975	615	665	705	763	847	876	950	1089	1156	1286	1461	1681																																																														
			OVERALL DIMENSIONS			SEAT DIMENSIONS			BACK DIMENSIONS																																																																				
			W	D	H	W	D	H	W	D	H	W	H																																																																
19.5	24.5	40	19.5	18-19.5	17.5	18																																																																							
			RTA 2																																																																										
 <p>MB Operator Upholstered Back Armless COM Yardage: 2 Freight Class: 150 Product Weight (lbs.): 32 Cubic Feet Per Carton: 7.50</p>	 <p>ADJUSTMENTS (2) Pneumatic seat height (3) Back angle (4) Seat angle Free floating seat and back</p>	<p>Ergonomic Features: C, D, E, F, G, M, N, V</p>	<table border="1"> <tr> <td>1969-5</td> <td>761</td> <td>810</td> <td>849</td> <td>909</td> <td>991</td> <td>1032</td> <td>1094</td> <td>1235</td> <td>1299</td> <td>1432</td> <td>1606</td> <td>1824</td> </tr> <tr> <td>1969LM-5</td> <td>-</td> <td>-</td> <td>-</td> <td>-</td> <td>899</td> <td>-</td> <td>-</td> <td>1144</td> <td>1218</td> <td>1339</td> <td>1522</td> <td>1743</td> </tr> <tr> <td colspan="3">OVERALL DIMENSIONS</td> <td colspan="3">SEAT DIMENSIONS</td> <td colspan="6">BACK DIMENSIONS</td> </tr> <tr> <td>W</td> <td>D</td> <td>H</td> <td>W</td> <td>D</td> <td>H</td> <td>W</td> <td>D</td> <td>H</td> <td>W</td> <td>H</td> <td colspan="2"></td> </tr> <tr> <td>19.5</td> <td>24.5</td> <td>40.5</td> <td>19.5</td> <td>18-19.5</td> <td>16.5-20.5</td> <td>18</td> <td colspan="2"></td> <td colspan="3"></td> </tr> </table>												1969-5	761	810	849	909	991	1032	1094	1235	1299	1432	1606	1824	1969LM-5	-	-	-	-	899	-	-	1144	1218	1339	1522	1743	OVERALL DIMENSIONS			SEAT DIMENSIONS			BACK DIMENSIONS						W	D	H	W	D	H	W	D	H	W	H			19.5	24.5	40.5	19.5	18-19.5	16.5-20.5	18					
			1969-5	761	810	849	909	991	1032	1094	1235	1299	1432	1606	1824																																																														
			1969LM-5	-	-	-	-	899	-	-	1144	1218	1339	1522	1743																																																														
			OVERALL DIMENSIONS			SEAT DIMENSIONS			BACK DIMENSIONS																																																																				
W	D	H	W	D	H	W	D	H	W	H																																																																			
19.5	24.5	40.5	19.5	18-19.5	16.5-20.5	18																																																																							
			RTA 2																																																																										

DESCRIPTION	FEATURES	MODEL#	STANDARD FABRIC GRADES											
			1	2	3	4	5	6	7	8	9	10	11	12
 <p>MB Task Upholstered Back Armless COM Yardage: 2 Freight Class: 150 Product Weight (lbs.): 32 Cubic Feet Per Carton: 7.50</p>	 <p>ADJUSTMENTS (2) Pneumatic seat height (8) Seat depth</p>	1969-6	635	685	724	782	866	896	969	1109	1176	1306	1482	1700
		1969LM-6	-	-	-	-	815	-	-	1057	1130	1253	1436	1656
		Leather/Mock Leather												
			OVERALL DIMENSIONS			SEAT DIMENSIONS			BACK DIMENSIONS					
			W	D	H	W	D	H	W	H				
			19.5	24.5	41	19.5	18-19.5	17-22	18					
			Ergonomic Features: C, D, E, M, N, V		RTA 2		ups							

ARNO™ & ARNO DELUXE™



model 4003


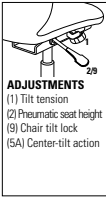
model 4009


STANDARD FEATURES



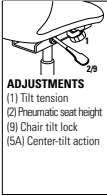

- Perforated leather inserts in the seat and back surfaces.
- Standard Black (BK) molded flared loop arms and a five-legged injection molded base with C65 casters.
- Model 4003-SC features a self centering cylinder which swivels and automatically returns to the starting seat location. Standard with a flat 5 star base in Black (BK) with C7 glides.
- Arno Deluxe is standard with upholstered armcaps, a five-legged, injection molded "spider" base and C10 casters.
- Standard in Leather/Mock Leather combination (Grade 5). Not available in Fabric.

OPTIONAL FEATURES

- Please refer to the "Casters Selection" section of the price book for caster options. Optional casters may be priced higher than the standard casters for your chair and the difference will be charged. Lower priced optional casters will not be credited.
- Optional ballistic nylon outer back fabric available. Resistant to impact damage, only in Black (BKB). Add \$13.00.
- For hard surface flooring casters, please specify C10R. Add \$42.00.
- For fully assembled in box, please specify SU. Add \$50.00

DESCRIPTION	FEATURES	MODEL#	STANDARD FABRIC GRADES																																														
			1	2	3	4	5	6	7	8	9	10	11	12																																			
 <p>HB Tilter COM Yardage: 2.50 Freight Class: 250 Product Weight (lbs.): 44 Cubic Feet Per Carton: 11.50</p>	 <p>ADJUSTMENTS (1) Tilt tension (2) Pneumatic seat height (8) Chair tilt lock (5A) Center-tilt action</p>	4003	-	-	-	-	362	-	-	661	753	903	1127	1396																																			
		<table border="1"> <thead> <tr> <th colspan="3">OVERALL DIMENSIONS</th> <th colspan="3">SEAT DIMENSIONS</th> <th colspan="3">BACK DIMENSIONS</th> <td colspan="3"></td> </tr> <tr> <th>W</th><th>D</th><th>H</th> <th>W</th><th>D</th><th>H</th> <th>W</th><th>H</th> <td colspan="3"></td> </tr> </thead> <tbody> <tr> <td>25</td><td>29</td><td>42</td> <td>20.5</td><td>19</td><td>16-20</td> <td>21</td><td>24</td> <td colspan="3"></td> </tr> </tbody> </table>														OVERALL DIMENSIONS			SEAT DIMENSIONS			BACK DIMENSIONS						W	D	H	W	D	H	W	H				25	29	42	20.5	19	16-20	21	24			
		OVERALL DIMENSIONS			SEAT DIMENSIONS			BACK DIMENSIONS																																									
W	D	H	W	D	H	W	H																																										
25	29	42	20.5	19	16-20	21	24																																										
Ergonomic Features: A, B, C, N, S		RTA 1		ups																																													

DESCRIPTION	FEATURES	MODEL#	STANDARD FABRIC GRADES																																														
			1	2	3	4	5	6	7	8	9	10	11	12																																			
 <p>HB Conference Chair COM Yardage: 2.50 Freight Class: 250 Product Weight (lbs.): 39 Cubic Feet Per Carton: 11.50</p>		4003-SC	-	-	-	-	411	-	-	715	809	961	1191	1465																																			
		<table border="1"> <thead> <tr> <th colspan="3">OVERALL DIMENSIONS</th> <th colspan="3">SEAT DIMENSIONS</th> <th colspan="3">BACK DIMENSIONS</th> <td colspan="3"></td> </tr> <tr> <th>W</th><th>D</th><th>H</th> <th>W</th><th>D</th><th>H</th> <th>W</th><th>H</th> <td colspan="3"></td> </tr> </thead> <tbody> <tr> <td>25</td><td>29</td><td>44</td> <td>20.5</td><td>18</td><td>18.5</td> <td>21</td><td>24</td> <td colspan="3"></td> </tr> </tbody> </table>														OVERALL DIMENSIONS			SEAT DIMENSIONS			BACK DIMENSIONS						W	D	H	W	D	H	W	H				25	29	44	20.5	18	18.5	21	24			
		OVERALL DIMENSIONS			SEAT DIMENSIONS			BACK DIMENSIONS																																									
W	D	H	W	D	H	W	H																																										
25	29	44	20.5	18	18.5	21	24																																										
		RTA 1																																															

DESCRIPTION	FEATURES	MODEL#	STANDARD FABRIC GRADES													
			1	2	3	4	5	6	7	8	9	10	11	12		
 <p>Armchair w/ Sled Base COM Yardage: 2.50 Freight Class: 250 Product Weight (lbs.): 33 Cubic Feet Per Carton: 13</p>	<p>Ergonomic Features: N</p>	<p>4004</p>	-	-	-	-	362	-	-	661	753	903	1127	1396		
			<p>OVERALL DIMENSIONS</p> <p>W D H</p>			<p>SEAT DIMENSIONS</p> <p>W D H</p>			<p>BACK DIMENSIONS</p> <p>W H</p>							
			24.5	26.5	36	20	19	18	20.5	19						
			<p>RTA 1</p>													
 <p>HB Tilter - Arno Deluxe COM Yardage: 2.50 Freight Class: 250 Product Weight (lbs.): 44 Cubic Feet Per Carton: 11.75</p>	 <p>ADJUSTMENTS (1) Tilt tension (2) Pneumatic seat height (9) Chair tilt lock (5A) Center-tilt action</p>	<p>4009</p>	-	-	-	-	451	-	-	750	842	990	1215	1485		
			<p>OVERALL DIMENSIONS</p> <p>W D H</p>			<p>SEAT DIMENSIONS</p> <p>W D H</p>			<p>BACK DIMENSIONS</p> <p>W H</p>							
			25.5	29.5	43	20.5	19.5	17-21	20.5	24						
			<p>RTA 1 </p>													

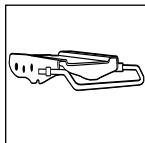
ARTI



model 6670-2



model 6670-2



Multi-Depth Mechanism
Standard on all models. Allows seat to move forward and backward over a 2" range with 5 locking positions to provide a more shallow or deeper seat.



model 6671-2 (ALU)




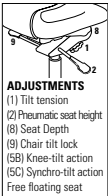

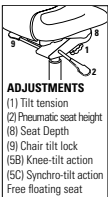

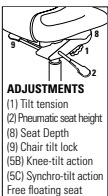
model 6671-2 (ALU)

STANDARD FEATURES

- Arti is a high-tech chair specifically designed to provide enhanced back support and allow the spine to move and flex in a healthy way.
- The chair back articulates like a human spine, allowing the chair back to reshape itself and mimic the user profile automatically responding to the user's body movement.
- Arti comes from the collaboration of world renowned designers Zooney Chu and Endison Lu.
- Standard with Global's high quality Soft Descent™ Pneumatic lift which slowly and gently lowers the seat height of the chair making it easy to obtain exactly the right seat height you desire.
- Side activated sliding seat depth adjustment (MD), is standard. Provides 2" of seat depth adjustment.
- Height and width (WA) adjustable arms. Armcaps are soft to the touch Self Skinned Urethane.
- Armcaps are depth adjustable (slide forward and backward) to suit user preference and slide over top of the seat to narrow the space between arms (movements can be locked to avoid unintentional movement).
- Armcaps also articulate inwards and outwards 30° to aim toward the keyboard or mouse arena.
- Black injection molded, fiberglass reinforced, nylon governor base B7B is standard.
- C1 dual-wheel carpet casters are standard.

OPTIONAL FEATURES

- Mesh models are available in any of the 24 standard Vue Mesh colors. Please specify color: Sandy Beach (VU10), Dessert Sand (VU11), Orange Sunset (VU12), Chocolate Fountain (VU13), Artic Blue (VU14), Quarry Grey (VU15), Tidal Wave (VU16), Ivy Moss (VU17), Red Rose (VU18), Black (VU19), White (VU20), Lime (VU21), Chartreuse (VU23), Pool Blue (VU26), Sky (VU28), Ice (VU30), Primary Blue (VU32), Tangerine (VU34), Paprika (VU37), Grain (VU40), Yellow (VU43), Silver Grey (VU55), Silver (VU63), Hot Pink (VU65) and Red Mittens (VU70).
- Available in fabrics, vinyls, and leathers with the EXCEPTION of leather/mock leather, Imprint, Renewal, and Station.
- Optional polished aluminum base B7A is available. Please specify (ALU). Add \$110.00
- For hard surface flooring casters, please specify C9R. Add \$47.00.
- For fully assembled in box, please specify SU. Add \$50.00

DESCRIPTION	FEATURES	MODEL#	STANDARD FABRIC GRADES												
			1	2	3	4	5	6	7	8	9	10	11	12	
 <p>Polypropylene HB Synchro Knee-Tilter COM Yardage: 1 Freight Class: 150 Product Weight (lbs.): 59 Cubic Feet Per Carton: 10.50</p> <p>Ergonomic Features: A, B, C, D, E, H, J, L, M, N, Q, R</p>	 <p>ADJUSTMENTS (1) Tilt tension (2) Pneumatic seat height (8) Seat Depth (9) Chair tilt lock (5B) Knee-tilt action (5C) Synchro-tilt action Free floating seat</p>	6670-2	1095	1123	1146	1179	1227	1244	1286	1365	1403	1477	1577	1702	
		6670L-2	-	-	-	-	-	-	-	-	1299	1351	1415	1524	1649
		Leather/ Mock Leather													
		OVERALL DIMENSIONS			SEAT DIMENSIONS			BACK DIMENSIONS							
W D H			W D H			W H									
25.5 25 41.5			19 16.5-20.5 16-18			17.5 21									
 <p>Mesh HB Synchro Knee-Tilter COM Yardage: 1 Freight Class: 150 Product Weight (lbs.): 59 Cubic Feet Per Carton: 10.50</p> <p>Ergonomic Features: A, B, C, D, E, H, J, L, M, N, Q, R</p>	 <p>ADJUSTMENTS (1) Tilt tension (2) Pneumatic seat height (8) Seat Depth (9) Chair tilt lock (5B) Knee-tilt action (5C) Synchro-tilt action Free floating seat</p>	6671-2	1195	1224	1247	1280	1328	1345	1387	1466	1504	1578	1678	1803	
		6671L-2	-	-	-	-	-	-	-	-	1398	1450	1514	1623	1748
		Leather/Mock Leather													
		OVERALL DIMENSIONS			SEAT DIMENSIONS			BACK DIMENSIONS							
W D H			W D H			W H									
25.5 25 41.5			19 16.5-20.5 16-18			17.5 21									
 <p>Upholstered HB Synchro Knee-Tilter COM Yardage: 1.25 Freight Class: 150 Product Weight (lbs.): 59 Cubic Feet Per Carton: 10.50</p> <p>Ergonomic Features: A, B, C, D, E, H, J, L, M, N, Q, R</p>	 <p>ADJUSTMENTS (1) Tilt tension (2) Pneumatic seat height (8) Seat Depth (9) Chair tilt lock (5B) Knee-tilt action (5C) Synchro-tilt action Free floating seat</p>	6673-2	1145	1190	1226	1280	1356	1383	1450	1577	1638	1756	1916	2116	
		6673L-2	-	-	-	-	-	-	-	-	1398	1480	1584	1759	1959
		Leather/Mock Leather													
		OVERALL DIMENSIONS			SEAT DIMENSIONS			BACK DIMENSIONS							
W D H			W D H			W H									
25.5 25 41.5			19 16.5-20.5 16-18			17.5 21									

ARTURO™



model 3991

model 3992


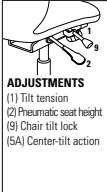

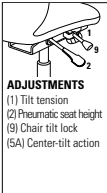

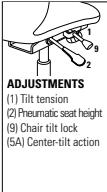


STANDARD FEATURES

- Stitched seat and back design, padded headrest (model 3991) and upholstered open arms.
- All models (except armchair) are standard with a five-legged, injection molded “spider” base.
- Base and frame are available in Black (BK) Only.
- C65 casters are standard.
- Standard in Leather/Mock Leather combination (Grade 5). Not available in Fabric.

- Please refer to the “Casters Selection” section of the price book for caster options. Optional casters may be priced higher than the standard casters for your chair and the difference will be charged. Lower priced optional casters will not be credited.
- For hard surface flooring casters, specify C65R. Add \$47.00.
- Optional ballistic nylon outer back fabric available. Resistant to impact damage, only in Black (BKB). Add \$13.00.

OPTIONAL FEATURES

- For fully assembled in box, please specify SU. Add \$50.00

DESCRIPTION	FEATURES	MODEL#	STANDARD FABRIC GRADES											
			1	2	3	4	5	6	7	8	9	10	11	12
 <p>Extended HB Tilter COM Yardage: 4 Freight Class: 250 Product Weight (lbs.): 54 Cubic Feet Per Carton: 14</p>	 <p>ADJUSTMENTS (1) Tilt tension (2) Pneumatic seat height (9) Chair tilt lock (5A) Center-tilt action</p>	<p>3991</p>	-	-	-	-	1036	-	-	1512	1658	1897	2257	2688
			OVERALL DIMENSIONS			SEAT DIMENSIONS			BACK DIMENSIONS					
			W	D	H	W	D	H	W	H				
			26	30.5	50	21	20	16.5-20.5	21.5	30.5				
			RTA 1											
 <p>HB Tilter COM Yardage: 3.50 Freight Class: 250 Product Weight (lbs.): 52 Cubic Feet Per Carton: 13.25</p>	 <p>ADJUSTMENTS (1) Tilt tension (2) Pneumatic seat height (9) Chair tilt lock (5A) Center-tilt action</p>	<p>3992</p>	-	-	-	-	958	-	-	1374	1503	1711	2027	2405
			OVERALL DIMENSIONS			SEAT DIMENSIONS			BACK DIMENSIONS					
			W	D	H	W	D	H	W	H				
			26	30	43	20.5	19.5	16.5-20.5	20.5	25				
			RTA 1											
 <p>LB Tilter COM Yardage: 3.50 Freight Class: 250 Product Weight (lbs.): 44 Cubic Feet Per Carton: 11.50</p>	 <p>ADJUSTMENTS (1) Tilt tension (2) Pneumatic seat height (9) Chair tilt lock (5A) Center-tilt action</p>	<p>3993</p>	-	-	-	-	921	-	-	1339	1469	1678	1992	2368
			OVERALL DIMENSIONS			SEAT DIMENSIONS			BACK DIMENSIONS					
			W	D	H	W	D	H	W	H				
			26	29.5	37	20.5	19.5	16.5-20.5	20.5	18				
			RTA 1											
 <p>Armchair COM Yardage: 3.50 Freight Class: 250 Product Weight (lbs.): 40 Cubic Feet Per Carton: 11.75</p>	 <p>ADJUSTMENTS (1) Tilt tension (2) Pneumatic seat height (9) Chair tilt lock (5A) Center-tilt action</p>	<p>3994</p>	-	-	-	-	884	-	-	1299	1429	1636	1950	2329
			OVERALL DIMENSIONS			SEAT DIMENSIONS			BACK DIMENSIONS					
			W	D	H	W	D	H	W	H				
			26	29.5	35	20.5	19.5	18	20.5	18				
			RTA 2											

ASPEN™



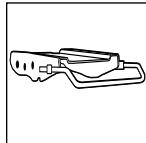
model 2850-3



model 2851-3



Lumbar Support
Back height can be adjusted to enable a user to reposition the contact zone of lumbar support.



Multi-Depth Mechanism
Standard on Multi - Tilter. Allows seat to move forward and backward over a 2" range with 5 locking positions to provide a more shallow or deeper seat.



model 2852-3

STANDARD FEATURES

- Aspen features a slender design and sensitive profile with a superior level of comfort.
- Extended back models are standard with a height adjustable headrest.
- Ratchet back height adjustment.
- All models are standard with height and width adjustable arms (AS) that feature a sliding armcap providing extra support for all users.
- Models feature braille on the underside of all paddles.
- Model 2852-6SC features a self centering cylinder which swivels and automatically returns to the starting seat location. This model is standard with a flat 5 star base in Black (BK) with C7 glides.
- Base and arm detail is standard in Black (BK).
- All models are standard with seat depth adjustment.
- All models are shipped partially KD.
- C82 dual wheel carpet casters are standard.

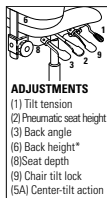


- Multi-Depth Mechanism Standard on Multi-tilter models only. Allows seat to move forward and backward over a 2" range with 5 locking positions to provide a more shallow or deeper seat.
- OPTIONAL FEATURES**
- Optional polished aluminum base is available. Please specify (ALU). Add \$110.00. Coordinating chrome finished arms are available at no upcharge. Please specify (AC).
 - Please refer to "Arm Selection" section of the price book for additional arm options.
 - For hard surface flooring casters, specify C9R. Add \$63.00
 - Available in fabrics, vinyls, and leathers with the EXCEPTION of Match, Pebbles, and Station. Also available in two tone upholstery as shown.
 - For fully assembled in box, please specify SU. Add \$50.00.

DESCRIPTION FEATURES MODEL# STANDARD FABRIC GRADES



Extended Back Multi - Tilter
COM Yardage: 2.50
Freight Class: 150
Product Weight (lbs.): 66
Cubic Feet Per Carton: 14.75

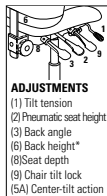


Ergonomic Features:
A, B, C, D, E, F, G, H, M, N, Q, S, V

MODEL#	STANDARD FABRIC GRADES											
	1	2	3	4	5	6	7	8	9	10	11	12
2850-3	1029	1088	1135	1205	1304	1340	1427	1593	1673	1827	2036	2297
2850LM-3	-	-	-	-	1391	-	-	1680	1769	1914	2133	2394
Leather/Mock Leather												
OVERALL DIMENSIONS			SEAT DIMENSIONS			BACK DIMENSIONS						
W	D	H	W	D	H	W	H					
25	24	45	19.5	19.5-21	16.5-20.5	18.5	26.5-29					



HB Multi - Tilter
COM Yardage: 2.25
Freight Class: 150
Product Weight (lbs.): 64
Cubic Feet Per Carton: 14.75

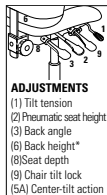


Ergonomic Features:
A, B, C, D, E, F, G, H, M, N, Q, S, V

MODEL#	STANDARD FABRIC GRADES											
	1	2	3	4	5	6	7	8	9	10	11	12
2851-3	918	971	1013	1076	1166	1198	1276	1426	1497	1636	1824	2059
2851LM-3	-	-	-	-	1244	-	-	1422	1478	1567	1702	1863
Leather/ Mock Leather												
OVERALL DIMENSIONS			SEAT DIMENSIONS			BACK DIMENSIONS						
W	D	H	W	D	H	W	H					
25	24	41	19.5	18-19.5	16.5-20.5	19.5	22.5					






MB Multi - Tilter
COM Yardage: 2
Freight Class: 150
Product Weight (lbs.): 62
Cubic Feet Per Carton: 13






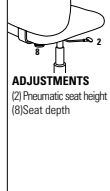
Ergonomic Features:
A, B, C, D, E, F, G, H, M, N, Q, S, V




MODEL#	STANDARD FABRIC GRADES											
	1	2	3	4	5	6	7	8	9	10	11	12
2852-3	892	939	977	1033	1112	1141	1210	1343	1407	1530	1698	1907
2852LM-3	-	-	-	-	1186	-	-	1366	1421	1511	1645	1807
Leather/Mock Leather												
OVERALL DIMENSIONS			SEAT DIMENSIONS			BACK DIMENSIONS						
W	D	H	W	D	H	W	H					
25	24	37	19.5	18.5-21	16.5-20.5	18.5	18.5-21					

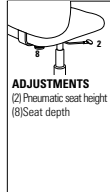


DESCRIPTION	FEATURES	MODEL#	STANDARD FABRIC GRADES												
			1	2	3	4	5	6	7	8	9	10	11	12	
 <p>MB Conference Chair COM Yardage: 2 Freight Class: 250 Product Weight (lbs.): 44 Cubic Feet Per Carton: 13</p>	Ergonomic Features: A, B, D, H, M, N, Q, S	 	2852-6SC	819	866	904	960	1039	1068	1137	1270	1334	1457	1625	1834
			2852LM-6SC	-	-	-	-	1086	-	-	1329	1403	1525	1709	1927
			Leather/Mock Leather												
			OVERALL DIMENSIONS			SEAT DIMENSIONS			BACK DIMENSIONS						
W D H			W D H			W H									
25 24 37			19.5 18.5 18.5			18.5 18.5-21									

DESCRIPTION	FEATURES	MODEL#	STANDARD FABRIC GRADES												
			1	2	3	4	5	6	7	8	9	10	11	12	
 <p>MB Drafting Stool w/Arms COM Yardage: 2 Freight Class: 250 Product Weight (lbs.): 57 Cubic Feet Per Carton: 17</p>	Ergonomic Features: C, D, E, H, M, N, Q	 	2858-6	892	939	977	1033	1112	1141	1210	1343	1407	1530	1698	1907
			2858LM-6	-	-	-	-	1186	-	-	1417	1489	1605	1780	1988
			Leather/Mock Leather												
			OVERALL DIMENSIONS			SEAT DIMENSIONS			BACK DIMENSIONS						
W D H			W D H			W H									
25 24 49			19.5 18.5-21 23.5-33.5			18.5 18.5-21									



DESCRIPTION	FEATURES	MODEL#	STANDARD FABRIC GRADES												
			1	2	3	4	5	6	7	8	9	10	11	12	
 <p>MB Drafting Stool Armless COM Yardage: 2 Freight Class: 250 Product Weight (lbs.): 50 Cubic Feet Per Carton: 13</p>	Ergonomic Features: C, D, E, M, N	 	2858-6NA	829	876	914	970	1049	1078	1147	1280	1344	1467	1635	1844
			2858LM-6NA	-	-	-	-	1124	-	-	1355	1427	1543	1718	1926
			Leather/Mock Leather												
			OVERALL DIMENSIONS			SEAT DIMENSIONS			BACK DIMENSIONS						
W D H			W D H			W H									
25 24 49			19.5 18.5-21 23.5-33.5			18.5 18.5-21									



AUBURN



model 3767



Optional Base
Polished Aluminum (ALU) finish is available on arm frame and base at an upcharge Add \$249.00



Wood-capped base



Polished Aluminum



Optional Base
Wood-capped steel base with C1 casters is available at an upcharge (B4M), add \$314.00.


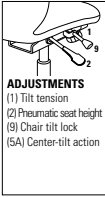
STANDARD FEATURES

- This transitional style judges chair offers a scrolled urethane arm for durability and comfort.
- Standard with a five-legged, injection molded base in Black (BK) with C10 casters.
- Standard in Leather/Mock Leather combination (grade 5). Not available in Fabric.

OPTIONAL FEATURES

- Wood-capped base available in Absolute (AAM), Black (BKM), Cherry (ACM), Espresso Cafe (ECM), English Oak (EOM), Fruitwood (TFM), Gray (HGM), Honey (AHM), Mahogany (TMM), Maple (AVM), Medium Walnut (MWM), Night (ASM), Shaker Cherry (SKM), Walnut (TWM), WC Cream (WTM), White (WHM) and Winter Cherry (WCE). Please Specify. Genuine maple faced veneers and solids are used.

- Optional aluminum base is available. A B2 aluminum base with black scuff tips and C10 casters. Add. \$110.00.
- Base available in a plastic/aluminum base. Add \$42.00.
- For hard flooring surface casters with wood-capped base, please specify C9R. Add 47.00.
- For hard surface flooring please specify C10R casters.
- Please refer to the "Casters Selection" section of the price book for caster options. Optional casters may be priced higher than the standard casters for your chair and the difference will be charged. Lower priced optional casters will not be credited.
- For availability of chair series in Vinyl, please contact a Global Sales Representative.
- For fully assembled in box, please specify SU. Add \$50.00.

DESCRIPTION	FEATURES	MODEL#	STANDARD FABRIC GRADES													
			1	2	3	4	5	6	7	8	9	10	11	12		
 HB Tilter COM Yardage: 3 Freight Class: 250 Product Weight (lbs.): 63 Cubic Feet Per Carton: 22.25	 ADJUSTMENTS (1) Tilt tension (2) Pneumatic seat height (9) Chair tilt lock (5A) Center-tilt action	3767	-	-	-	-	1173	-	-	1507	1611	1778	2031	2333		
			OVERALL DIMENSIONS			SEAT DIMENSIONS			BACK DIMENSIONS							
			W	D	H	W	D	H	W	H						
28	28	46.5	21.5	18	16.5-20.5	21.5	27.5									
		RTA 00														
		Ergonomic Features: A, B, C, M, N, S														

BEACON™



model 3780



model 3787



Optional Base

An optional wood-capped steel base is available on models 3780 and 3781. Specify "B2" and finish (see list above). Add \$110.00.



model 3785



Nail Head Trim

Available on the barrel arm front (non-wood models only). Specify "NS". Add \$31.00.



Wood Arm Panels

Available as a no charge option on model 3788. Specify "UT" & wood finish (to match base finish chosen).


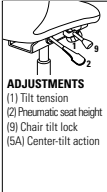

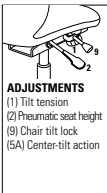


STANDARD FEATURES

- Wedge back design and rolled barrel arm is perfect for the corporate or home office.
- Models 3780 and 3781 are standard with a five-legged, injection molded base with C10 casters.
- Models 3786 and 3787 are standard with a wood-capped steel base with C1 casters.

OPTIONAL FEATURES

- Optional ballistic nylon outer back fabric available. Resistant to impact damage. Available in Black Only (BKB). Add \$13.00.
- For availability of chair series in Vinyl, please contact a Global Sales Representative.
- Not available in Jenny (Grade 1).
- Optional arched aluminum base available on models 3780 and 3781. Specify "B5". Add \$110.00.


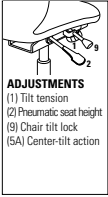

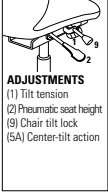

- Wood-capped base and arm panels are available in Absolute (AAM), Black (BKM), Cherry (ACM), Espresso Cafe (ECM), English Oak (EOM), Fruitwood (TFM), Gray (HGM), Honey (AHM), Mahogany (TMM), Maple (AVM), Medium Walnut (MWM), Night (ASM), Shaker Cherry (SKM), Walnut (TWM), WC Cream (WTM), White (WHM) and Winter Cherry (WCE). Please Specify. Genuine maple faced veneers and solids are used.
- An optional wood-capped steel base is available on models 3780 and 3781. Specify "B2" and finish (see list above). Add \$110.00.
- Please refer to the "Casters Selection" section of the price book for caster options. Optional casters may be priced higher than the standard casters for your chair and the difference will be charged. Lower priced optional casters will not be credited.
- For fully assembled in box, please specify SU. Add \$50.00.

DESCRIPTION	FEATURES	MODEL#	STANDARD FABRIC GRADES												
			1	2	3	4	5	6	7	8	9	10	11	12	
 <p>HB Tilter w/ Urethane Base COM Yardage: 3.50 Freight Class: 250 Product Weight (lbs.): 55 Cubic Feet Per Carton: 22.25</p>	 <p>ADJUSTMENTS (1) Tilt tension (2) Pneumatic seat height (9) Chair tilt lock (5A) Center-tilt action</p>	<p>Ergonomic Features: A, B, C, M, N, S</p>	3780	969	1053	1123	1222	1366	1418	1543	1783	1897	2120	2423	2798
			OVERALL DIMENSIONS			SEAT DIMENSIONS			BACK DIMENSIONS						
			W	D	H	W	D	H	W	H					
	29.5	29	43	19	19	17-21	22	25							
 <p>MB Tilter w/ Urethane Base COM Yardage: 3.25 Freight Class: 250 Product Weight (lbs.): 45 Cubic Feet Per Carton: 20.25</p>	 <p>ADJUSTMENTS (1) Tilt tension (2) Pneumatic seat height (9) Chair tilt lock (5A) Center-tilt action</p>	<p>Ergonomic Features: A, B, C, M, N, S</p>	3781	908	986	1048	1144	1277	1325	1441	1662	1769	1975	2256	2605
			OVERALL DIMENSIONS			SEAT DIMENSIONS			BACK DIMENSIONS						
			W	D	H	W	D	H	W	H					
	29.5	39	39	19	20	17-21	22	19							
 <p>Armchair Sled Base COM Yardage: 3.25 Freight Class: 250 Product Weight (lbs.): 56 Cubic Feet Per Carton: 20.25</p>	 <p>ADJUSTMENTS (1) Tilt tension (2) Pneumatic seat height (9) Chair tilt lock (5A) Center-tilt action</p>	<p>Ergonomic Features: M, N</p>	3785	765	845	908	1002	1135	1182	1299	1521	1629	1834	2116	2465
			OVERALL DIMENSIONS			SEAT DIMENSIONS			BACK DIMENSIONS						
			W	D	H	W	D	H	W	H					
	29.5	28	38	19	19	19	22.5	19							

RTA 00

RTA 00

RTA 00

DESCRIPTION	FEATURES	MODEL#	STANDARD FABRIC GRADES													
			1	2	3	4	5	6	7	8	9	10	11	12		
 HB Tilter Wood Stump Arm Panels and Base Trim COM Yardage: 3.50 Freight Class: 250 Product Weight (lbs.): 55 Cubic Feet Per Carton: 22.25	 ADJUSTMENTS (1) Tilt tension (2) Pneumatic seat height (9) Chair tilt lock (5A) Center-tilt action	3786	1303	1387	1456	1554	1699	1750	1875	2116	2229	2452	2755	3130		
			OVERALL DIMENSIONS			SEAT DIMENSIONS			BACK DIMENSIONS							
			W	D	H	W	D	H	W	H						
			29.5	29	43	19	20	17-21	23	24						
	Ergonomic Features: A, B, C, M, N, S	RTA 00														
 MB Tilter Wood Stump Arm Panels and Base Trim COM Yardage: 3.25 Freight Class: 250 Product Weight (lbs.): 45 Cubic Feet Per Carton: 20.25	 ADJUSTMENTS (1) Tilt tension (2) Pneumatic seat height (9) Chair tilt lock (5A) Center-tilt action	3787	1240	1320	1381	1476	1610	1657	1773	1995	2103	2310	2590	2939		
			OVERALL DIMENSIONS			SEAT DIMENSIONS			BACK DIMENSIONS							
			W	D	H	W	D	H	W	H						
			29.5	27	39	19.5	18-19.5	16.5-20.5	18	22.5						
	Ergonomic Features: A, B, C, M, N, S	RTA 00														
 Armchair Wood Base COM Yardage: 3.25 Freight Class: 250 Product Weight (lbs.): 55 Cubic Feet Per Carton: 20.25		3788	1094	1172	1235	1330	1462	1511	1627	1849	1957	2161	2442	2792		
			OVERALL DIMENSIONS			SEAT DIMENSIONS			BACK DIMENSIONS							
			W	D	H	W	D	H	W	H						
			29.5	27	39	19.5	18-19.5	16.5-20.5	18	22.5						
	Ergonomic Features: M, N	RTA 00														

CONCORDE™



model 2400-18



model 2400-18



Push Button

Location within reach increases your adjustment. Promotes good posture as you move to various positions.



Polished Aluminum Base

Concorde Presidential models are standard with a polished aluminum base.



model 2409

STANDARD FEATURES

- All adjustments are made with button controls that are conveniently located in full view, for easy use.
- Compound curved molded foam seat and back cushions.
- Standard Pneumatic seat height adjustment and 5 - position tilt lock, back angle is lockable on 7 - positions.
- Standard with Allen-bolted width adjustable arms (Allen key included). Arms adjust 1 1/4" wider on each side for a total of 2 1/2" extra width.
- Ratchet style back height adjustment.
- All models are standard with a reinforced five-legged, injection molded base with C10 casters, Black (BK) Only.
- Concorde Executive 24HR is rated for multi-shift use for persons up to 350 pounds.
- The Concorde is fully assembled in box, as standard.

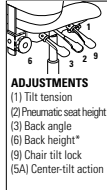
OPTIONAL FEATURES

- Concorde Presidential has decorative stitching that is always off-white to show contrast with leather upholstery. Color coordinated thread can be used upon request. Please specify "Matching Thread" very clearly on order. This is a No Charge option.
- Concorde Presidential has a larger headrest, wider back and closed upholstered arms.
- Concorde Presidential is optional with black base and black arm button trim is available at no additional charge. Please Specify (BK).
- Concorde Executive and Executive 24hr are available in the following GLOBAL fabrics: Crescent, Cumulus, Imprint, Oxygen, Quantum, Renewal, Replay and Silhouette (Grd 2), fabrics Brisa, Brisa Distressed, UltraLeather (Grd 7). Not available in other vinyls or leather/Mock leather combination.
- Optional aluminum base is available. Add \$110.00.
- Models are Not available with C7 glides.
- Model 2409 is standard with C25 casters. Please refer to the "Casters Selection" section of the price book for caster options. Optional casters may be priced higher than the standard casters for your chair and the difference will be charged. Lower priced optional casters will not be credited.

DESCRIPTION FEATURES MODEL# STANDARD FABRIC GRADES



HB Multi - Tilter Concorde Executive
COM Yardage: 2.50
Freight Class: 250
Product Weight (lbs.): 76
Cubic Feet Per Carton: 23.50



ADJUSTMENTS
(1) Tilt tension
(2) Pneumatic seat height
(3) Back angle
(6) Back height*
(9) Chair tilt lock
(5A) Center-tilt action

Ergonomic Features:
A, B, C, D, G, M, N, Q, S, T

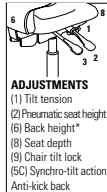
MODEL#	1	2	3	4	5	6	7	8	9	10	11	12
2400-18	-	2879	2926	3000	3103	3141	3232	3399	3483	3639	3859	4128

OVERALL DIMENSIONS			SEAT DIMENSIONS			BACK DIMENSIONS	
W	D	H	W	D	H	W	H
26	28	48	21	19.5	17.5-21.5	21	31

RTA 00



HB Synchro - Tilter Deluxe Concorde Presidential
COM Yardage: 23.50
Freight Class: 250
Product Weight (lbs.): 78
Cubic Feet Per Carton: 23.50



ADJUSTMENTS
(1) Tilt tension
(2) Pneumatic seat height
(6) Back height*
(8) Seat depth
(9) Chair tilt lock
(5C) Synchro-tilt action
Anti-kick back

Ergonomic Features:
A, B, C, D, E, L, M, N, Q, T

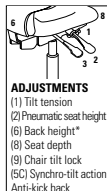
MODEL#	1	2	3	4	5	6	7	8	9	10	11	12
2409	-	-	-	-	-	-	-	-	-	4723	5077	5453

OVERALL DIMENSIONS			SEAT DIMENSIONS			BACK DIMENSIONS	
W	D	H	W	D	H	W	H
28.5	27	50	21	18-20	18-22	21	28-31

RTA 00



HB Synchro - Tilter Concorde Executive 24HR
COM Yardage: 2.50
Freight Class: 250
Product Weight (lbs.): 78
Cubic Feet Per Carton: 23.50



ADJUSTMENTS
(1) Tilt tension
(2) Pneumatic seat height
(6) Back height*
(8) Seat depth
(9) Chair tilt lock
(5C) Synchro-tilt action
Anti-kick back


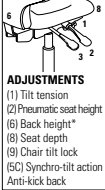

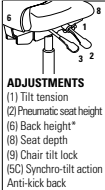

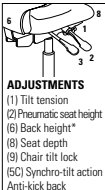
Seat depth Adjust: 16" to 18"

Ergonomic Features:
A, B, C, D, E, L, M, N, Q, T

MODEL#	1	2	3	4	5	6	7	8	9	10	11	12
2424	-	2155	2203	2275	2380	2418	2506	2676	2759	2916	3133	3402

OVERALL DIMENSIONS			SEAT DIMENSIONS			BACK DIMENSIONS	
W	D	H	W	D	H	W	H
28.5	27	50	21	17.5-19	18-22	21	28-31

RTA 00

DESCRIPTION	FEATURES	MODEL#	STANDARD FABRIC GRADES											
			1	2	3	4	5	6	7	8	9	10	11	12
 <p>HB Synchro - Tilter Concorde Executive 24HR COM Yardage: 2.50 Freight Class: 250 Product Weight (lbs.): 78 Cubic Feet Per Carton: 23.50</p>	 <p>ADJUSTMENTS (1) Tilt tension (2) Pneumatic seat height (6) Back height* (8) Seat depth (9) Chair tilt lock (5C) Synchro-tilt action Anti-kick back</p>	<p>2424-18</p>	-	2190	2241	2313	2413	2453	2544	2712	2797	2954	3172	3441
			OVERALL DIMENSIONS			SEAT DIMENSIONS			BACK DIMENSIONS					
			W	D	H	W	D	H	W		H			
			28.5	27	50	21	17.5-19	18-22	21		28-31			
			<p>Additional seat depth: 1"</p> <p>Ergonomic Features: A, B, C, D, E, L, M, N, Q, T</p> <p>RTA 00</p>											
 <p>LB Synchro - Tilter Concorde Executive 24HR COM Yardage: 2 Freight Class: 250 Product Weight (lbs.): 71 Cubic Feet Per Carton: 20.50</p>	 <p>ADJUSTMENTS (1) Tilt tension (2) Pneumatic seat height (6) Back height* (8) Seat depth (9) Chair tilt lock (5C) Synchro-tilt action Anti-kick back</p>	<p>2425</p>	-	2112	2153	2210	2292	2321	2395	2529	2596	2722	2896	3110
			OVERALL DIMENSIONS			SEAT DIMENSIONS			BACK DIMENSIONS					
			W	D	H	W	D	H	W		H			
			28.5	27	40	21	18	18-22	21		20-23			
			<p>Seat depth Adjust: 16" to 18"</p> <p>Ergonomic Features: A, B, C, D, E, L, M, N, Q, T</p> <p>RTA 00</p>											
 <p>LB Synchro - Tilter Concorde Executive 24HR COM Yardage: 2 Freight Class: 250 Product Weight (lbs.): 71 Cubic Feet Per Carton: 20.50</p>	 <p>ADJUSTMENTS (1) Tilt tension (2) Pneumatic seat height (6) Back height* (8) Seat depth (9) Chair tilt lock (5C) Synchro-tilt action Anti-kick back</p>	<p>2425-18</p>	-	2153	2190	2250	2332	2362	2434	2568	2636	2760	2937	3151
			OVERALL DIMENSIONS			SEAT DIMENSIONS			BACK DIMENSIONS					
			W	D	H	W	D	H	W		H			
			28.5	27	40	21	18	18-22	21		20-31			
			<p>Additional seat depth: 1"</p> <p>Ergonomic Features: A, B, C, D, E, L, M, N, Q, T</p> <p>RTA 00</p>											

DIPLOMAT



model 2106



model 2107

STANDARD FEATURES

- A contoured seat and back are accented by wood arms and base (on tilter models), providing comfort and classic styling.
- Series includes Tilters, guest chairs and bar stool. See page 178-179 for additional series
- C1 casters are standard on tilter models.
- When upholstered in Leather or Leather Mock, models will be in all Leather or in all Leather Mock.

OPTIONAL FEATURES

- Wood-capped base and arms are available in Absolute (AAM), Black (BKM), Cherry (ACM), Espresso Cafe (ECM), English Oak (EOM), Fruitwood (TFM), Gray (HGM), Honey (AHM),

Mahogany (TMM), Maple (AVM), Medium Walnut (MWM), Night (ASM), Shaker Cherry (SKM), Walnut (TWM), WC Cream (WTM), White (WHM) and Winter Cherry (WCE). Please Specify. Genuine maple faced veneers and solids are used.

- Please refer to the "Casters Selection" section of the price book for caster options. Optional casters may be priced higher than the standard casters for your chair and the difference will be charged. Lower priced optional casters will not be credited.
- For fully assembled in box, please specify SU. Add \$50.00.

DESCRIPTION

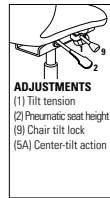
FEATURES

MODEL#

STANDARD FABRIC GRADES



HB Tilter
COM Yardage: 11.75
Freight Class: 250
Product Weight (lbs.): 40
Cubic Feet Per Carton: 11.75



Ergonomic Features:
A, B, C, M, N, S

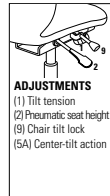
	1	2	3	4	5	6	7	8	9	10	11	12
2106	783	830	868	924	1003	1032	1101	1234	1298	1421	1589	1798

OVERALL DIMENSIONS			SEAT DIMENSIONS			BACK DIMENSIONS	
W	D	H	W	D	H	W	H
24.5	27	43.5	21	18.5	17.5-21.5	21	27.5

RTA 1



MB Tilter
COM Yardage: 1.75
Freight Class: 250
Product Weight (lbs.): 39
Cubic Feet Per Carton: 11.50



Ergonomic Features:
A, B, C, M, N, S

	1	2	3	4	5	6	7	8	9	10	11	12
2107	761	802	835	884	954	979	1040	1156	1212	1320	1466	1649

OVERALL DIMENSIONS			SEAT DIMENSIONS			BACK DIMENSIONS	
W	D	H	W	D	H	W	H
24.5	26.5	37	19	20	17-21	22	19

RTA 1

ECHO



model 3670-3



model 3672



Optional Base
Polished Aluminum base with black scuff tips. Specify "B2". Add \$110.00.


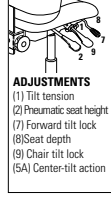


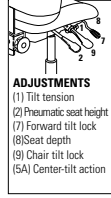


STANDARD FEATURES

- A form fitted contoured back incorporates a SCHUKRA lumbar mechanism and provides full support from shoulder to hip.
- A unique dial on the back of the chair allows for customizing lumbar support.
- Standard with height and width adjustable waterfall arms (3P) with SSU armcaps.
- Vari Width Adapter Plate (WA) available when chair is ordered with adjustable height arms. Allows each arm to move outward an additional 2" (for a total of 4" extra seat width) and locks with the use of an easy to maneuver lever.
- Multi-Tilter model is standard with a five-legged injection reinforced molded "spider" base with C65 casters.

- Model 3672 is standard in chrome.

OPTIONAL FEATURES

- Soft touch urethane sculpted arm pads are available on model 3672 in Black Only.
- Optional steel cushioned glides (B) are available on model 3672. Add \$18.00. Please specify.
- An optional Black (BK) or Tungsten (TUN) frame at no charge on model 3672.
- Please refer to the "Casters Selection" section of the price book for caster options.
- For fully assembled in box, please specify SU. Add \$50.00.

DESCRIPTION	FEATURES	MODEL#	STANDARD FABRIC GRADES														
			1	2	3	4	5	6	7	8	9	10	11	12			
 <p>HB Multi - Tilter COM Yardage: 2 Freight Class: 150 Product Weight (lbs.): 60 Cubic Feet Per Carton: 10.50</p>	 <p>ADJUSTMENTS (1) Tilt tension (2) Pneumatic seat height (7) Forward tilt lock (8) Seat depth (9) Chair tilt lock (5A) Center-tilt action</p>	<p>Ergonomic Features: A, B, C, D, F, G, H, M, N, Q, S, V</p>	3670-3	954	1000	1036	1091	1169	1197	1265	1396	1459	1579	1744	1948		
			3670LM-3	-	-	-	-	1176	-	-	1419	1495	1615	1799	2018		
			Leather/Mock Leather			OVERALL DIMENSIONS			SEAT DIMENSIONS			BACK DIMENSIONS					
				W	D	H	W	D	H	W	H						
	26	26.5	50	20.5	18.5	17-21	19	28.5-31									
				RTA 2													
 <p>MB Multi - Tilter COM Yardage: 1.75 Freight Class: 150 Product Weight (lbs.): 58 Cubic Feet Per Carton: 10.50</p>	 <p>ADJUSTMENTS (1) Tilt tension (2) Pneumatic seat height (7) Forward tilt lock (8) Seat depth (9) Chair tilt lock (5A) Center-tilt action</p>	<p>Ergonomic Features: A, B, C, D, F, G, H, M, N, Q, S, V</p>	3671-3	898	939	972	898	1088	1112	1172	1287	1341	1447	1590	1770		
			3671LM-3	-	-	-	-	1093	-	-	1306	1372	1477	1638	1830		
			Leather/Mock Leather			OVERALL DIMENSIONS			SEAT DIMENSIONS			BACK DIMENSIONS					
				W	D	H	W	D	H	W	H						
	26	26.5	44	20.5	18.5	17-21	20	22.5-25									
				RTA 2													
 <p>Armchair COM Yardage: 1.75 Freight Class: 300 Product Weight (lbs.): 26 Cubic Feet Per Carton: 13.25</p>		<p>Ergonomic Features: M, N</p>	3672	470	510	542	590	659	683	743	858	912	1018	1161	1341		
			3672LM	-	-	-	-	662	-	-	864	927	1028	1181	1364		
			Leather/Mock Leather			OVERALL DIMENSIONS			SEAT DIMENSIONS			BACK DIMENSIONS					
				W	D	H	W	D	H	W	H						
	24	24.5	34.5	20.5	18.5	19	20	16									
				RTA 00													

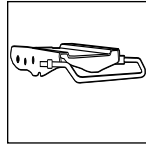
ENTERPRISE®



model 4560



model 4565



Multi-Depth Mechanism
Seat depth option is available on multi-tilter models. (see notes for more details)



model 4571-3

STANDARD FEATURES

- Gently sculpted seat and back provide lateral and lumbar support.
- Fixed height, impact and scuff resistant curved arms are standard on models 4560, 4561 and 4565. All other models are standard with adjustable height T-arms with teardrop shaped urethane armcaps (TD).
- All models (except armchair) are standard with a five-legged, injection molded base.
- Base and arms are only available in Black (BK).
- Model 4561-SC features a self centering cylinder which swivels and automatically returns to the starting seat location. This model is standard with a flat 5 star base in Black (BK) with C7 glides.
- Vari-Width Adapter Plate (WA) is standard when chair is ordered with adjustable height arms (AA, O, OJ, SB, TD, UB, ZH, ZT, 3M, 3N, 4J, 4M, 4T, 6L, 9B and 9S). Allows each arm to move outward an additional 2" (for a total of 4" extra seat width) and locks with the use of an easy to maneuver lever. C65 casters are standard.
- Not available in Leather.
- For fully assembled in box, please specify SU. Add \$50.00.

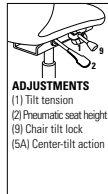
OPTIONAL FEATURES

- Wood-capped base and arms are available in Absolute (AAM), Black (BKM), Cherry (ACM), Espresso Cafe (ECM), English Oak (EOM), Fruitwood (TFM), Gray (HGM), Honey (AHM), Mahogany (TMM), Maple (AVM), Medium Walnut (MWM), Night (ASM), Shaker Cherry (SKM), Walnut (TWM), WC Cream (WTM), White (WHM) and Winter Cherry (WCE). Please Specify. Genuine maple faced veneers and solids are used.
- Optional ballistic nylon outer back fabric available. Resistant to impact damage. Black Only (BKB). Add \$13.00.
- Available with back edge vinyl bumper guard option (VBG). Add \$16.00.
- Multi-Depth Mechanism a seat depth option available on multi-tilter models 4570-3 and 4571-3. Allows seat to move forward and backward over a 2" range with 5 locking positions to provide a more shallow or deeper seat. Specify "MD". Add \$85.00
- Please refer to the "Casters Selection" section of the price book for caster options. Optional casters may be priced higher than the standard casters for your chair and the difference will be charged. Lower priced optional casters will not be credited.

DESCRIPTION FEATURES MODEL# STANDARD FABRIC GRADES



HB Tilter w/ Fixed Height Loop Arms
COM Yardage: 2
Freight Class: 250
Product Weight (lbs.): 39
Cubic Feet Per Carton: 11.50



ADJUSTMENTS
(1) Tilt tension
(2) Pneumatic seat height
(5) Chair tilt lock
(5A) Center-tilt action

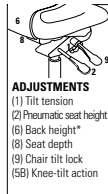
Ergonomic Features:
A, B, C, M, N, S

MODEL#	1	2	3	4	5	6	7	8	9	10	11	12
4560	466	514	551	609	691	722	793	931	996	1123	1294	1511

OVERALL DIMENSIONS			SEAT DIMENSIONS			BACK DIMENSIONS	
W	D	H	W	D	H	W	H
24.5	27	45	20.5	18.5	17-22	20	26



HB Knee - Tilter w/ Fixed Height Loop Arms
COM Yardage: 2
Freight Class: 250
Product Weight (lbs.): 41
Cubic Feet Per Carton: 13.25



ADJUSTMENTS
(1) Tilt tension
(2) Pneumatic seat height
(6) Back height*
(8) Seat depth
(9) Chair tilt lock
(5B) Knee-tilt action

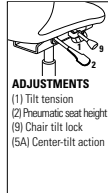
Ergonomic Features:
A, B, C, J, M, N

MODEL#	1	2	3	4	5	6	7	8	9	10	11	12
4560-2	633	683	722	780	864	893	966	1106	1173	1304	1479	1698

OVERALL DIMENSIONS			SEAT DIMENSIONS			BACK DIMENSIONS	
W	D	H	W	D	H	W	H
24.5	27	45	21	19.5	17-21	21	25



LB Tilter w/ Fixed Height Loop Arms
COM Yardage: 1.75
Freight Class: 250
Product Weight (lbs.): 36
Cubic Feet Per Carton: 9.75




ADJUSTMENTS
(1) Tilt tension
(2) Pneumatic seat height
(5) Chair tilt lock
(5A) Center-tilt action


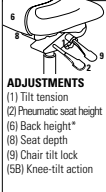
Ergonomic Features:
A, B, C, M, N, S


MODEL#	1	2	3	4	5	6	7	8	9	10	11	12
4561	444	485	520	569	642	667	731	850	908	1019	1170	1358


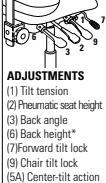
OVERALL DIMENSIONS			SEAT DIMENSIONS			BACK DIMENSIONS	
W	D	H	W	D	H	W	H
24.5	26.5	39	20.5	18.5	17-22	20	21


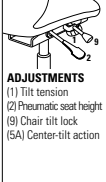



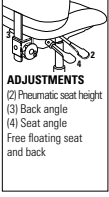


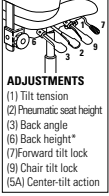


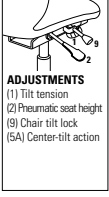


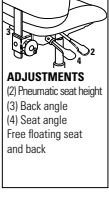


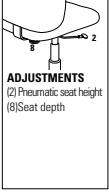

DESCRIPTION	FEATURES	MODEL#	STANDARD FABRIC GRADES											
			1	2	3	4	5	6	7	8	9	10	11	12
 MB Conference Chair w/ Fixed Height Loop Arms COM Yardage: 1.75 Freight Class: 250 Product Weight (lbs.): 36 Cubic Feet Per Carton: 9.75		4561-SC	487	530	565	615	689	715	779	902	960	1073	1227	1419
	OVERALL DIMENSIONS W D H	SEAT DIMENSIONS W D H	BACK DIMENSIONS W H	24.5	26.5	37	21	19.5	18	21	19			
	RTA 1	ups												


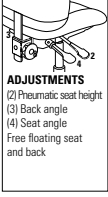


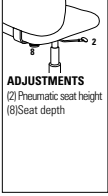


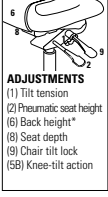


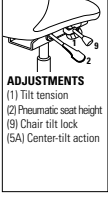


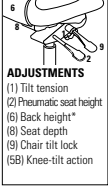

DESCRIPTION	FEATURES	MODEL#	STANDARD FABRIC GRADES											
			1	2	3	4	5	6	7	8	9	10	11	12
 LB Knee - Tilter w/ Fixed Height Loop Arms COM Yardage: 1.75 Freight Class: 250 Product Weight (lbs.): 39 Cubic Feet Per Carton: 11.50	 ADJUSTMENTS (1) Tilt tension (2) Pneumatic seat height (6) Back height* (8) Seat depth (9) Chair tilt lock (5B) Knee-tilt action	4561-2	613	657	691	743	817	843	907	1028	1087	1199	1354	1545
		OVERALL DIMENSIONS W D H	SEAT DIMENSIONS W D H	BACK DIMENSIONS W H	25	26.5	39	12	19.5	17-21	21	19		
		RTA 1	ups	Ergonomic Features: A, B, C, J, M, N										


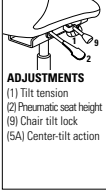
DESCRIPTION	FEATURES	MODEL#	STANDARD FABRIC GRADES											
			1	2	3	4	5	6	7	8	9	10	11	12
 Armchair w/ Fixed Height Loop Arms COM Yardage: 1.75 Freight Class: 250 Product Weight (lbs.): 33 Cubic Feet Per Carton: 10		4565	444	485	520	569	642	667	731	850	908	1019	1170	1358
	OVERALL DIMENSIONS W D H	SEAT DIMENSIONS W D H	BACK DIMENSIONS W H	24.5	26.5	37	19.5	18-19.5	16.5-20.5	18	22.5			
	RTA 2	ups	Ergonomic Features: M, N											

DESCRIPTION	FEATURES	MODEL#	STANDARD FABRIC GRADES											
			1	2	3	4	5	6	7	8	9	10	11	12
 HB Multi - Tilter w/ Adjustable (TD) Arms COM Yardage: 2 Freight Class: 150 Product Weight (lbs.): 54 Cubic Feet Per Carton: 11	 ADJUSTMENTS (1) Tilt tension (2) Pneumatic seat height (3) Back angle (6) Back height* (7) Forward tilt lock (9) Chair tilt lock (5A) Center-tilt action	4570-3	828	876	915	973	1054	1086	1156	1293	1359	1486	1658	1874
		OVERALL DIMENSIONS W D H	SEAT DIMENSIONS W D H	BACK DIMENSIONS W H	26.5	26.5	47	22	19	17-21	21.5	26-28		
		RTA 2	ups	Ergonomic Features: A, B, C, D, F, G, H, M, N, Q, S										

DESCRIPTION	FEATURES	MODEL#	STANDARD FABRIC GRADES											
			1	2	3	4	5	6	7	8	9	10	11	12
 HB Tilter w/ Adjustable (TD) Arms COM Yardage: 2 Freight Class: 150 Product Weight (lbs.): 47 Cubic Feet Per Carton: 11.50	 ADJUSTMENTS (1) Tilt tension (2) Pneumatic seat height (9) Chair tilt lock (5A) Center-tilt action	4570-4	737	787	826	885	965	996	1067	1204	1270	1396	1784	737
		OVERALL DIMENSIONS W D H	SEAT DIMENSIONS W D H	BACK DIMENSIONS W H	26.5	27	47.5	22	19	17-21	21.5	26-28		
		RTA 2	ups	Ergonomic Features: A, B, C, H, M, N, Q, S										

DESCRIPTION	FEATURES	MODEL#	STANDARD FABRIC GRADES											
			1	2	3	4	5	6	7	8	9	10	11	12
 <p>HB Operator w/ Adjustable (TD) Arms COM Yardage: 2 Freight Class: 150 Product Weight (lbs.): 46 Cubic Feet Per Carton: 11</p>	 <p>ADJUSTMENTS (2) Pneumatic seat height (3) Back angle (4) Seat angle Free floating seat and back.</p>	4570-5	820	869	908	965	1047	1078	1149	1285	1352	1478	1652	1865
			OVERALL DIMENSIONS			SEAT DIMENSIONS			BACK DIMENSIONS					
			W	D	H	W	D	H	W		H			
			26.5	26.5	47	22	19.5	17-21	21.5		26-28			
			RTA 2											
 <p>MB Multi-Tiler w/ Adjustable (TD) Arms COM Yardage: 1.75 Freight Class: 150 Product Weight (lbs.): 52 Cubic Feet Per Carton: 9.50</p>	 <p>ADJUSTMENTS (1) Tilt tension (2) Pneumatic seat height (3) Back angle (6) Back height* (7) Forward tilt lock (9) Chair tilt lock (5A) Center-tilt action</p>	4571-3	751	793	827	876	949	974	1038	1157	1214	1327	1476	1666
			OVERALL DIMENSIONS			SEAT DIMENSIONS			BACK DIMENSIONS					
			W	D	H	W	D	H	W		H			
			26.5	26	41	22	19	17-21	21.5		20.5-22.5			
			RTA 2											
 <p>MB Tilter w/ Adjustable (TD) Arms COM Yardage: 1.75 Freight Class: 150 Product Weight (lbs.): 46 Cubic Feet Per Carton: 11.50</p>	 <p>ADJUSTMENTS (1) Tilt tension (2) Pneumatic seat height (9) Chair tilt lock (5A) Center-tilt action</p>	4571-4	677	719	753	803	875	902	963	1083	1141	1253	1403	1591
			OVERALL DIMENSIONS			SEAT DIMENSIONS			BACK DIMENSIONS					
			W	D	H	W	D	H	W		H			
			26.5	26	41.5	22	19	17-21	21.5		20.5-22.5			
			RTA 2											
 <p>LB Operator w/ Adjustable (TD) Arms COM Yardage: 1.75 Freight Class: 150 Product Weight (lbs.): 43 Cubic Feet Per Carton: 8.25</p>	 <p>ADJUSTMENTS (2) Pneumatic seat height (3) Back angle (4) Seat angle Free floating seat and back</p>	4573-5	731	774	806	858	931	956	1018	1139	1195	1307	1458	1645
			OVERALL DIMENSIONS			SEAT DIMENSIONS			BACK DIMENSIONS					
			W	D	H	W	D	H	W		H			
			26.5	25	38	22	19.5	17-21	19		18.5-20.5			
			RTA 2											
 <p>LB Task w/ Adjustable (TD) Arms COM Yardage: 1.75 Freight Class: 150 Product Weight (lbs.): 39 Cubic Feet Per Carton: 7</p>	 <p>ADJUSTMENTS (2) Pneumatic seat height (6) Seat depth</p>	4573-6	593	635	669	721	793	818	881	1001	1057	1170	1320	1508
			OVERALL DIMENSIONS			SEAT DIMENSIONS			BACK DIMENSIONS					
			W	D	H	W	D	H	W		H			
			26.5	25.5	40.5	22	17-18.5	16.5-20.5	19		20			
			RTA 2											

DESCRIPTION	FEATURES	MODEL#	STANDARD FABRIC GRADES											
			1	2	3	4	5	6	7	8	9	10	11	12
 <p>LB Operator Armless COM Yardage: 1.75 Freight Class: 150 Product Weight (lbs.): 36 Cubic Feet Per Carton: 7</p>	 <p>ADJUSTMENTS (2) Pneumatic seat height (3) Back angle (4) Seat angle Free floating seat and back.</p>	<p>4577-5</p>	612	654	688	737	810	836	898	1019	1075	1188	1337	1527
			OVERALL DIMENSIONS			SEAT DIMENSIONS			BACK DIMENSIONS					
			W	D	H	W	D	H	W	H				
	26.5	25.5	40.5	22	19.5	17-21	19	18.5-20.5						
				RTA 2										
 <p>LB Task Armless COM Yardage: 7 Freight Class: 150 Product Weight (lbs.): 33 Cubic Feet Per Carton: 7</p>	 <p>ADJUSTMENTS (2) Pneumatic seat height (8) Seat depth</p>	<p>4577-6</p>	475	518	552	603	676	701	763	885	940	1052	1203	1391
			OVERALL DIMENSIONS			SEAT DIMENSIONS			BACK DIMENSIONS					
			W	D	H	W	D	H	W	H				
	22.5	25.5	40.5	22	17-18.5	16.5-20.5	19	22						
				RTA 2										
 <p>HB Knee - Tilter w/ Wood base and arms COM Yardage: 2 Freight Class: 250 Product Weight (lbs.): 46 Cubic Feet Per Carton: 13.25</p>	 <p>ADJUSTMENTS (1) Tilt tension (2) Pneumatic seat height (6) Back height* (8) Seat depth (9) Chair tilt lock (5B) Knee-tilt action</p>	<p>4946-2</p>	933	982	1019	1078	1158	1190	1261	1397	1463	1590	1763	1978
			OVERALL DIMENSIONS			SEAT DIMENSIONS			BACK DIMENSIONS					
			W	D	H	W	D	H	W	H				
	25	27	45	21	19.5	17-21	21	25						
				RTA 1										
 <p>HB Tilter w/ Wood base and arms COM Yardage: 2 Freight Class: 250 Product Weight (lbs.): 42 Cubic Feet Per Carton: 13.25</p>	 <p>ADJUSTMENTS (1) Tilt tension (2) Pneumatic seat height (9) Chair tilt lock (5A) Center-tilt action</p>	<p>4946-4</p>	740	791	829	888	969	1000	1071	1207	1273	1400	1573	1787
			OVERALL DIMENSIONS			SEAT DIMENSIONS			BACK DIMENSIONS					
			W	D	H	W	D	H	W	H				
	25	27	45	21	19	17-21	21	25						
				RTA 1										
 <p>LB Knee - Tilter w/ Wood base and arms COM Yardage: 1.75 Freight Class: 250 Product Weight (lbs.): 44 Cubic Feet Per Carton: 11.50</p>	 <p>ADJUSTMENTS (1) Tilt tension (2) Pneumatic seat height (6) Back height* (8) Seat depth (9) Chair tilt lock (5B) Knee-tilt action</p>	<p>4947-2</p>	898	941	975	1026	1098	1124	1186	1307	1364	1475	1627	1814
			OVERALL DIMENSIONS			SEAT DIMENSIONS			BACK DIMENSIONS					
			W	D	H	W	D	H	W	H				
	25	26.5	39	21	19.5	17-21	21	19						
				RTA 1										

DESCRIPTION	FEATURES	MODEL#	STANDARD FABRIC GRADES											
			1	2	3	4	5	6	7	8	9	10	11	12
 <p>MB Tilter w/ Wood base and arms COM Yardage: 1.75 Freight Class: 250 Product Weight (lbs.): 40 Cubic Feet Per Carton: 11.50</p>	 <p>ADJUSTMENTS (1) Tilt tension (2) Pneumatic seat height (9) Chair tilt lock (5A) Center-tilt action</p>	4947-4	708	752	786	836	909	934	997	1117	1173	1285	1436	1624
			OVERALL DIMENSIONS			SEAT DIMENSIONS			BACK DIMENSIONS					
W	D	H	W	D	H	W	H							
25	26.5	39	21	19.5	17-22	21	19							

Ergonomic Features:
A, B, C, H, M, N, Q, S




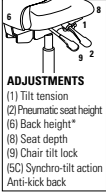
G20	open market			 <p>Lumbar Support Automatic lumbar tension mechanism naturally adjusts to your posture while in upright or reclined position. The lumbar is also height adjustable.</p>

	
model 6008	

STANDARD FEATURES


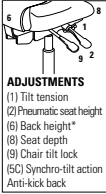
- The striped mesh back is composed of a alternating vertical rows of clear elastomeric yarns and polyester yarns. This provides a very responsive back support.
- On model 6007 the inside of the mesh back is black while the outside of the mesh is silver to coordinate with the polished aluminum trim. Only available in a black mesh back, black arms and frame.
- On model 6008 the inside of the mesh back is white and the outside of the mesh has vertical black stripes. Only available in a white mesh back, white arm uprights and frame. Armcaps, mechanism housing, and casters will remain black.
- Synchronized mechanism allows the back to smoothly tilt, while the seat gently reclines and slides to the rear. The seat does not lift up and keeps feet planted on floor. Four tilt positions, locks and infinite free float.
- Height adjustable SSU arms with sliding (forward and backward) and pivot armcaps.
- Independent lumbar adjustment on back (2.5" of height adjustment range on each side)

- Adjustable tilt tension knob located beside the seat, simply rotate the knob for user preference.
 - Side activated sliding seat depth adjustment (MD) is standard and provides 2" of adjustment.
 - The base and frame are standard in polished aluminum with C82 dual wheel carpet casters are standard.
- OPTIONAL FEATURES**
- An optional black nylon base (B7B) is available. No up charge.
 - For hard surface flooring casters, please specify (C9R). Add \$63.00.
 - Seat is available in Fabric, Vinyl or Leather.
 - For fully assembled in box, please specify SU. Add \$50.00.

	 <p>ADJUSTMENTS (1) Tilt tension (2) Pneumatic seat height (6) Back height* (8) Seat depth (9) Chair tilt lock (5C) Synchro-tilt action Anti-kick back</p>	Ergonomic Features: A, B, C, D, E, H, L, M, N, Q, R, U


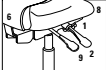

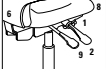
	1	2	3	4	5	6	7	8	9	10	11	12
	6007	999	1023	1042	1070	1109	1124	1158	1225	1257	1318	1402
6007L Leather	-	-	-	-	-	-	-	1176	1219	1273	1365	1469
OVERALL DIMENSIONS			SEAT DIMENSIONS			BACK DIMENSIONS						
W	D	H	W	D	H	W	H					
25.5	23	41.5	19.5	18.5	17-21	19	22					



	 <p>ADJUSTMENTS (1) Tilt tension (2) Pneumatic seat height (6) Back height* (8) Seat depth (9) Chair tilt lock (5C) Synchro-tilt action Anti-kick back</p>	Ergonomic Features: A, B, C, D, E, H, L, M, N, Q, R, U

	1	2	3	4	5	6	7	8	9	10	11	12
	6008	1150	1173	1191	1218	1256	1269	1303	1366	1397	1456	1536
6008L Leather	-	-	-	-	-	-	-	1344	1385	1437	1525	1624
OVERALL DIMENSIONS			SEAT DIMENSIONS			BACK DIMENSIONS						
W	D	H	W	D	H	W	H					
25.5	23	41.5	19.5	18.5	17-21	19	22					



DESCRIPTION	FEATURES	MODEL#	STANDARD FABRIC GRADES																						
 <p>Armless Synchro - Tilter COM Yardage: 1 Freight Class: 150 Product Weight (lbs.): 45 Cubic Feet Per Carton: 11</p>	 <p>ADJUSTMENTS (1) Tilt tension (2) Pneumatic seat height (6) Back height* (8) Seat depth (9) Chair tilt lock (SC) Synchro-tilt action Anti-kick back</p>		1	2	3	4	5	6	7	8	9	10	11	12											
		6007NA	949	976	996	1027	1070	1090	1130	1192	1240	1294	1404	1522											
		6007LNA Leather	-	-	-	-	-	-	-	-	1126	1176	1229	1339	1457										
		<table border="1"> <thead> <tr> <th colspan="3">OVERALL DIMENSIONS</th> <th colspan="3">SEAT DIMENSIONS</th> <th colspan="2">BACK DIMENSIONS</th> </tr> <tr> <th>W</th><th>D</th><th>H</th> <th>W</th><th>D</th><th>H</th> <th>W</th><th>H</th> </tr> </thead> <tbody> <tr> <td>19.5</td><td>23</td><td>41.5</td> <td>19.5</td><td>16-18.5</td><td>17.75-22.75</td> <td>19</td><td>22</td> </tr> </tbody> </table>	OVERALL DIMENSIONS			SEAT DIMENSIONS			BACK DIMENSIONS		W	D	H	W	D	H	W	H	19.5	23	41.5	19.5	16-18.5	17.75-22.75	19
OVERALL DIMENSIONS			SEAT DIMENSIONS			BACK DIMENSIONS																			
W	D	H	W	D	H	W	H																		
19.5	23	41.5	19.5	16-18.5	17.75-22.75	19	22																		
 <p>Armless Synchro - Tilter COM Yardage: 1 Freight Class: 150 Product Weight (lbs.): 45 Cubic Feet Per Carton: 11</p>	 <p>ADJUSTMENTS (1) Tilt tension (2) Pneumatic seat height (6) Back height* (8) Seat depth (9) Chair tilt lock (SC) Synchro-tilt action Anti-kick back</p>		1	2	3	4	5	6	7	8	9	10	11	12											
		6008NA	1100	1126	1146	1177	1220	1240	1280	1342	1390	1444	1554	1672											
		6008LNA Leather	-	-	-	-	-	-	-	1294	1343	1396	1506	1624											
		<table border="1"> <thead> <tr> <th colspan="3">OVERALL DIMENSIONS</th> <th colspan="3">SEAT DIMENSIONS</th> <th colspan="2">BACK DIMENSIONS</th> </tr> <tr> <th>W</th><th>D</th><th>H</th> <th>W</th><th>D</th><th>H</th> <th>W</th><th>H</th> </tr> </thead> <tbody> <tr> <td>19.5</td><td>23</td><td>41.5</td> <td>19.5</td><td>16-18.5</td><td>17.75-22.75</td> <td>19</td><td>22</td> </tr> </tbody> </table>	OVERALL DIMENSIONS			SEAT DIMENSIONS			BACK DIMENSIONS		W	D	H	W	D	H	W	H	19.5	23	41.5	19.5	16-18.5	17.75-22.75	19
OVERALL DIMENSIONS			SEAT DIMENSIONS			BACK DIMENSIONS																			
W	D	H	W	D	H	W	H																		
19.5	23	41.5	19.5	16-18.5	17.75-22.75	19	22																		

GLOBAL ACCORD™



model 2670-2



model 2670-2



Polished Aluminum Base
Arched aluminum spider base on all models add a distinctive look to the Global Accord series.



model 2671-4



model 2676-2

STANDARD FEATURES

- Global Accord offers an elegant and refined design that features a sling back style that molds to and evenly supports the back and spine.
- Cast aluminum with a mirror finish accent the arms and base.
- Soft touch self-skinned urethane armcaps are available in Black Only. There are No arm options for the Accord series.
- All models are standard with an arched aluminum spider base and C1 casters.



OPTIONAL FEATURES

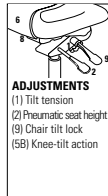
- Available in all standard GLOBAL carded fabrics, vinyls, and leathers with the EXCEPTION of Jenny, Pebbles, Quilt, and Station (Grade 1).
- Global Accord in Leather will have a seam on the seat unless a plain seat option is selected.
- For fully assembled in box, please specify SU. Add \$50.00.

- Mesh models are available in any of the 24 standard Vue Mesh colors. Please specify color: Sandy Beach (VU10), Dessert Sand (VU11), Orange Sunset (VU12), Chocolate Fountain (VU13), Artic Blue (VU14), Quarry Grey (VU15), Tidal Wave (VU16), Ivy Moss (VU17), Red Rose (VU18), Black (VU19), White (VU20), Lime (VU21), Chartreuse (VU23), Pool Blue (VU26), Sky (VU28), Ice (VU30), Primary Blue (VU32), Tangerine (VU34), Paprika (VU37), Grain (VU40), Yellow (VU43), Silver Grey (VU55), Silver (VU63), Hot Pink (VU65) and Red Mittens (VU70)
- An optional (B5) black plastic base with Aluminum Arms combination. No upcharge.
- Please refer to the "Casters Selection" section of the price book for caster options. Optional casters may be priced higher than the standard casters for your chair and the difference will be charged. Lower priced optional casters will not be credited.
- For hard surface flooring casters, please specify (C9R). Add \$47.00.

DESCRIPTION FEATURES MODEL# STANDARD FABRIC GRADES



HB Knee - Tilter
COM Yardage: 2
Freight Class: 150
Product Weight (lbs.): 56
Cubic Feet Per Carton: 13



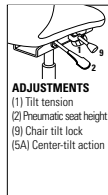
ADJUSTMENTS
(1) Tilt tension
(2) Pneumatic seat height
(9) Chair tilt lock
(5B) Knee-tilt action

Ergonomic Features:
A, B, C, J, M, N, U

MODEL#	1	2	3	4	5	6	7	8	9	10	11	12
2670-2	1067	1113	1150	1204	1293	1325	1395	1531	1598	1725	1897	2112
2670LM-2	-	-	-	-	1287	-	-	1531	1598	1725	1897	2112
Leather/Mock Leather												
OVERALL DIMENSIONS			SEAT DIMENSIONS			BACK DIMENSIONS						
W	D	H	W	D	H	W	H					
25	25	44	20	19	16.5-20.5	18.5	23					



HB Tilter
COM Yardage: 2
Freight Class: 150
Product Weight (lbs.): 43
Cubic Feet Per Carton: 10.75



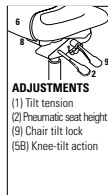
ADJUSTMENTS
(1) Tilt tension
(2) Pneumatic seat height
(9) Chair tilt lock
(5A) Center-tilt action

Ergonomic Features:
A, B, C, M, N, S, U

MODEL#	1	2	3	4	5	6	7	8	9	10	11	12
2670-4	878	925	961	1015	1093	1135	1206	1310	1410	1492	1709	1923
2670LM-4	-	-	-	-	1101	-	-	1320	1414	1502	1712	1926
Leather/Mock Leather												
OVERALL DIMENSIONS			SEAT DIMENSIONS			BACK DIMENSIONS						
W	D	H	W	D	H	W	H					
25	25	44	20	19	16.5-21.5	18.5	23					



MB Knee - Tilter
COM Yardage: 1.75
Freight Class: 150
Product Weight (lbs.): 50
Cubic Feet Per Carton: 10.75


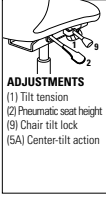

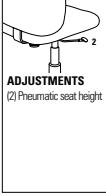

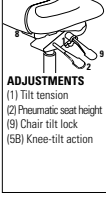

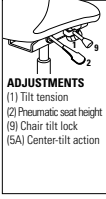

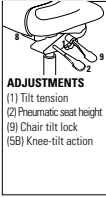



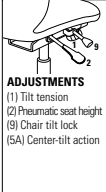



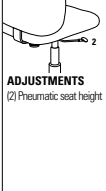


ADJUSTMENTS
(1) Tilt tension
(2) Pneumatic seat height
(9) Chair tilt lock
(5B) Knee-tilt action

Ergonomic Features:
A, B, C, J, M, N, U


MODEL#	1	2	3	4	5	6	7	8	9	10	11	12
2671-2	1040	1086	1123	1176	1253	1263	1327	1471	1503	1654	1766	1953
2671LM-2	-	-	-	-	1233	-	-	1449	1544	1632	1842	2058
Leather/Mock Leather												
OVERALL DIMENSIONS			SEAT DIMENSIONS			BACK DIMENSIONS						
W	D	H	W	D	H	W	H					
25	25	37	20	19	16.5-20.5	18.5	18					



DESCRIPTION	FEATURES	MODEL#	STANDARD FABRIC GRADES												
			1	2	3	4	5	6	7	8	9	10	11	12	
 <p>MB Tilter COM Yardage: 1.75 Freight Class: 250 Product Weight (lbs.): 40 Cubic Feet Per Carton: 10.75</p>	 <p>ADJUSTMENTS (1) Tilt tension (2) Pneumatic seat height (9) Chair tilt lock (5A) Center-tilt action</p>	2671-4	850	896	934	987	1066	1074	1139	1283	1314	1465	1576	1766	
		2671LM-4	-	-	-	-	1073	-	-	1291	1387	1474	1685	1899	
		OVERALL DIMENSIONS			SEAT DIMENSIONS			BACK DIMENSIONS							
		W	D	H	W	D	H	W	H						
			25	25	37	20	19	16.5-21.5	18.5	18					
	Ergonomic Features: A, B, C, M, N, S, U	RTA 1	ups												
 <p>MB Stool COM Yardage: 1.75 Freight Class: 150 Product Weight (lbs.): 48 Cubic Feet Per Carton: 10.75</p>	 <p>ADJUSTMENTS (2) Pneumatic seat height</p>	2672-6	1044	1086	1117	1167	1235	1258	1319	1433	1486	1594	1737	1917	
		2672LM-6	-	-	-	-	1221	-	-	1435	1501	1607	1767	1959	
		OVERALL DIMENSIONS			SEAT DIMENSIONS			BACK DIMENSIONS							
		W	D	H	W	D	H	W	H						
			25	26	43.5	20	19	21-29	18.5	18					
	Ergonomic Features: C, M, N, U	RTA 1	ups												
 <p>Mesh HB Knee - Tilter COM Yardage: 1 Freight Class: 150 Product Weight (lbs.): 56 Cubic Feet Per Carton: 13</p>	 <p>ADJUSTMENTS (1) Tilt tension (2) Pneumatic seat height (9) Chair tilt lock (5B) Knee-tilt action</p>	2676-2	1156	1180	1199	1227	1266	1281	1315	1382	1414	1475	1559	1664	
		2676LM-2	-	-	-	-	1271	-	-	1393	1430	1491	1584	1693	
		OVERALL DIMENSIONS			SEAT DIMENSIONS			BACK DIMENSIONS							
		W	D	H	W	D	H	W	H						
			25	25	44	20	19	18-22	18.5	23					
	Ergonomic Features: A, B, C, J, M, N, U	RTA 1	ups												
 <p>Mesh HB Tilter COM Yardage: 1 Freight Class: 150 Product Weight (lbs.): 43 Cubic Feet Per Carton: 10.75</p>	 <p>ADJUSTMENTS (1) Tilt tension (2) Pneumatic seat height (9) Chair tilt lock (5A) Center-tilt action</p>	2676-4	966	990	1009	1037	1076	1091	1125	1192	1224	1285	1369	1474	
		2676LM-4	-	-	-	-	1084	-	-	1206	1243	1305	1397	1506	
		OVERALL DIMENSIONS			SEAT DIMENSIONS			BACK DIMENSIONS							
		W	D	H	W	D	H	W	H						
			25	25	44	20	19	16-20	18.5	23					
	Ergonomic Features: A, B, C, M, N, S, U	RTA 1	ups												
 <p>Mesh MB Knee - Tilter COM Yardage: 1 Freight Class: 150 Product Weight (lbs.): 50 Cubic Feet Per Carton: 10.75</p>	 <p>ADJUSTMENTS (1) Tilt tension (2) Pneumatic seat height (9) Chair tilt lock (5B) Knee-tilt action</p>	2677-2	1118	1142	1161	1189	1228	1243	1277	1344	1376	1437	1521	1626	
		2677LM-2	-	-	-	-	1233	-	-	1354	1391	1452	1544	1654	
		OVERALL DIMENSIONS			SEAT DIMENSIONS			BACK DIMENSIONS							
		W	D	H	W	D	H	W	H						
			25	25	37	20	19	18-22	18.5	18					
	Ergonomic Features: A, B, C, J, M, N, U	RTA 1	ups												

DESCRIPTION	FEATURES	MODEL#	STANDARD FABRIC GRADES													
			1	2	3	4	5	6	7	8	9	10	11	12		
 <p>Mesh MB Tilter COM Yardage: 1 Freight Class: 250 Product Weight (lbs.): 40 Cubic Feet Per Carton: 10.75</p>	 <p>ADJUSTMENTS (1) Tilt tension (2) Pneumatic seat height (9) Chair tilt lock (5A) Center-tilt action</p>	2677-4	928	952	971	999	1038	1053	1087	1154	1186	1247	1331	1436		
		2677LM-4	-	-	-	-	1047	-	-	1169	1205	1266	1358	1468		
		Leather/Mock Leather														
		OVERALL DIMENSIONS			SEAT DIMENSIONS			BACK DIMENSIONS								
W D H			W D H			W H										
25 25 37			20 19 16-20			18.5 18										
Ergonomic Features: A, B, C, M, N, S, U			 													
 <p>Mesh MB Stool COM Yardage: 1 Freight Class: 150 Product Weight (lbs.): 48 Cubic Feet Per Carton: 10.75</p>	 <p>ADJUSTMENTS (2) Pneumatic seat height</p>	2678-6	1111	1135	1154	1182	1221	1236	1270	1337	1369	1430	1514	1619		
		2678LM-6	-	-	-	-	1221	-	-	1344	1380	1442	1534	1643		
		Leather/Mock Leather														
		OVERALL DIMENSIONS			SEAT DIMENSIONS			BACK DIMENSIONS								
W D H			W D H			W H										
25 26 47			20 19 23.5-33.5			18.5 18										
Ergonomic Features: C, M, N, U			 													

GOAL™ 




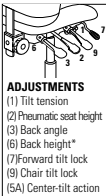


Vari-Width Adapter Plate (WA)
Available when chair is ordered with adjustable height arms.

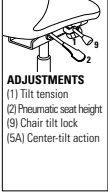

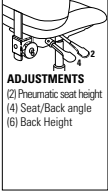


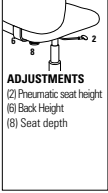


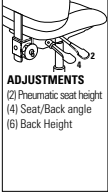
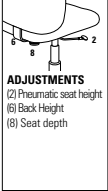

STANDARD FEATURES


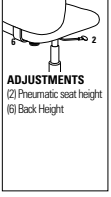

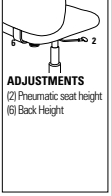
- Designed with substantial upholstery and cushioning treatment.
- Standard with adjustable height T-arms with curved urethane armcaps (3N) in Black Only.
- All models are standard with a five-legged, injection molded "spider" base and C65 casters
- Base and frame available in Black (BK) Only.
- Not available in Leather.
- Vari-Width Adapter Plate (WA) allows each arm to move outward an additional 2". Specify "WA". Add \$56.00. Also height adjustable.

OPTIONAL FEATURES

- Please refer to "Arms Selection" section of the price book for arm options.
- Optional ballistic nylon outer back fabric available. Resistant to impact damage. Available in Black Only (BKB). Add \$13.00
- Available with back edge vinyl bumper guard option (VBG). Add \$16.00.
- Please refer to the "Casters Selection" section of the price book for caster options. Optional casters may be priced higher than the standard casters for your chair and the difference will be charged. Lower priced optional casters will not be credited.
- For hard surface flooring casters, specify C65R. Add \$47.00.
- For fully assembled in box, please specify SU. Add \$50.00.

DESCRIPTION	FEATURES	MODEL#	STANDARD FABRIC GRADES											
			1	2	3	4	5	6	7	8	9	10	11	12
 <p>LB Multi-Tilter COM Yardage: 1.50 Freight Class: 150 Product Weight (lbs.): 53 Cubic Feet Per Carton: 9.25</p>	 <p>ADJUSTMENTS (1) Tilt tension (2) Pneumatic seat height (3) Back angle (6) Back height* (7) Forward tilt lock (9) Chair tilt lock (5A) Center-tilt action</p>	2237-3	514	549	579	622	683	706	759	863	912	1006	1135	1298
		OVERALL DIMENSIONS			SEAT DIMENSIONS			BACK DIMENSIONS						
		W D H			W D H			W H						
		25 22.5 36			20 17 16.5-20.5			18.5 18-21						
Ergonomic Features: A, B, C, D, F, G, H, N, S			 											

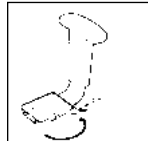
DESCRIPTION	FEATURES	MODEL#	STANDARD FABRIC GRADES											
			1	2	3	4	5	6	7	8	9	10	11	12
 LB Tilter COM Yardage: 1.50 Freight Class: 150 Product Weight (lbs.): 43 Cubic Feet Per Carton: 9.75	 ADJUSTMENTS (1) Tilt tension (2) Pneumatic seat height (9) Chair tilt lock (5A) Center-tilt action	2237-4	444	480	510	552	613	635	690	793	842	936	1066	1227
			OVERALL DIMENSIONS			SEAT DIMENSIONS			BACK DIMENSIONS					
			W	D	H	W	D	H	W	H				
			25	25	36.5	20	17	15.5-20.5	18.5	19				
	Ergonomic Features: A, B, C, H, N, S	RTA 2												
 LB Operator w/ Arms COM Yardage: 1.50 Freight Class: 125 Product Weight (lbs.): 44 Cubic Feet Per Carton: 6.25	 ADJUSTMENTS (2) Pneumatic seat height (4) Seat/Back angle (6) Back Height	2237-5	404	441	470	514	573	596	650	753	802	896	1026	1188
			OVERALL DIMENSIONS			SEAT DIMENSIONS			BACK DIMENSIONS					
			W	D	H	W	D	H	W	H				
			25	22.5	36	20	17	15.5-20.5	18.5	18-21				
	Ergonomic Features: C, D, F, G, H, N	RTA 2												
 LB Task w/ Arms COM Yardage: 1.50 Freight Class: 125 Product Weight (lbs.): 36 Cubic Feet Per Carton: 5.75	 ADJUSTMENTS (2) Pneumatic seat height (6) Back Height (8) Seat depth	2237-6	336	374	403	446	507	527	583	685	734	829	959	1122
			OVERALL DIMENSIONS			SEAT DIMENSIONS			BACK DIMENSIONS					
			W	D	H	W	D	H	W	H				
			25	24.5	39	20	17-18.5	15.5-20.5	18.5	20.5-22				
	Ergonomic Features: C, D, E, H, N	RTA 2												
 LB Operator Armless COM Yardage: 1.50 Freight Class: 125 Product Weight (lbs.): 30 Cubic Feet Per Carton: 4.90	 ADJUSTMENTS (2) Pneumatic seat height (4) Seat/Back angle (6) Back Height	2239-5	336	374	403	446	507	527	583	685	734	829	959	1122
			OVERALL DIMENSIONS			SEAT DIMENSIONS			BACK DIMENSIONS					
			W	D	H	W	D	H	W	H				
			20.5	22.5	36	20	17	15.5-20.5	18.5	18-21				
	Ergonomic Features: C, D, F, G, H, N	RTA 2												
 LB Task Armless COM Yardage: 1.50 Freight Class: 125 Product Weight (lbs.): 30 Cubic Feet Per Carton: 4.90	 ADJUSTMENTS (2) Pneumatic seat height (6) Back Height (8) Seat depth	2239-6	259	296	325	367	429	451	505	608	656	752	881	1043
			OVERALL DIMENSIONS			SEAT DIMENSIONS			BACK DIMENSIONS					
			W	D	H	W	D	H	W	H				
			20.5	24.5	39	20	17-18.5	15.5-20.5	18.5	20.5-22				
	Ergonomic Features: C, D, E, N	RTA 2												

DESCRIPTION	FEATURES	MODEL#	STANDARD FABRIC GRADES														
			1	2	3	4	5	6	7	8	9	10	11	12			
 <p>Drafting Task Chair w/ Arms COM Yardage: 1.50 Freight Class: 125 Product Weight (lbs.): 44 Cubic Feet Per Carton: 6.75</p>	 <p>ADJUSTMENTS (2) Pneumatic seat height (6) Back Height</p>	2235-6	438	475	505	548	609	632	685	788	838	933	1061	1224			
			OVERALL DIMENSIONS			SEAT DIMENSIONS			BACK DIMENSIONS								
			W	D	H	W	D	H	W		H						
			25	24.5	48	20	17	23.5-33.5	18.5		20.5-22						
	<p>Ergonomic Features: C, D, H, N</p>	RTA 2															
 <p>Drafting Task Chair Armless COM Yardage: 1.50 Freight Class: 150 Product Weight (lbs.): 36 Cubic Feet Per Carton: 6.75</p>				 <p>ADJUSTMENTS (2) Pneumatic seat height (6) Back Height</p>	2236-6	384	421	450	494	553	576	630	733	781	876	1006	1169
						OVERALL DIMENSIONS			SEAT DIMENSIONS			BACK DIMENSIONS					
						W	D	H	W	D	H	W		H			
	20.5	24.5	48			20	17	23.5-33.5	18.5		20.5-22						
	<p>Ergonomic Features: C, D, H, N</p>	RTA 2															

GRAHAM™



model 3144 (3N)



Vari-Width Adapter Plate (WA)
Available when chair is ordered with adjustable height arms.


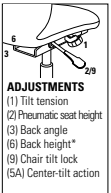
STANDARD FEATURES

- Features a multi-curved backrest with an impact resistant outer back shell.
- Standard with adjustable height T-arms with curved urethane armcaps (3N) in Black Only.
- All models are standard with a five-legged, injection molded "spider" base and C10 casters
- Base and frame available in Black (BK) Only.
- Not available in Leather.
- Vari-Width Adapter Plate (WA) allows each arm to move outward an additional 2". Specify "WA". Add \$56.00.also height adjustable.

OPTIONAL FEATURES

- Please refer to "Arms Selection" section of the price book for arm options.
- Optional ballistic nylon outer back fabric available. Resistant to impact damage. Available in Black Only (BKB). Add \$13.00.
- Please refer to the "Casters Selection" section of the price book for caster options. Optional casters may be priced higher than the standard casters for your chair and the difference will be charged. Lower priced optional casters will not be credited.
- For hard surface flooring casters, specify C65R. Add \$47.00.
- For fully assembled in box, please specify SU. Add \$50.00.

DESCRIPTION	FEATURES	MODEL#	STANDARD FABRIC GRADES												
			1	2	3	4	5	6	7	8	9	10	11	12	
 <p>LB Ergo - Tilter COM Yardage: 1.50 Freight Class: 150 Product Weight (lbs.): 50 Cubic Feet Per Carton: 9.25</p>	 <p>ADJUSTMENTS (1) Tilt tension (2) Pneumatic seat height (3) Back angle (6) Back height* (9) Chair tilt lock (5A) Center-tilt action</p>	3144	513	548	577	621	681	705	758	862	911	1004	1134	1297	
			OVERALL DIMENSIONS			SEAT DIMENSIONS			BACK DIMENSIONS						
			W	D	H	W	D	H	W		H				
			25	26	37.5	20	19.5	17-21	19.5		17.5-20				
	<p>Ergonomic Features: A, B, C, D, G, H, M, N, S</p>	RTA 2													

DESCRIPTION	FEATURES	MODEL#	STANDARD FABRIC GRADES												
			1	2	3	4	5	6	7	8	9	10	11	12	
 <p>LB Ergo - Tilter COM Yardage: 1.50 Freight Class: 150 Product Weight (lbs.): 50 Cubic Feet Per Carton: 9.25</p>	 <p>ADJUSTMENTS (1) Tilt tension (2) Pneumatic seat height (3) Back angle (6) Back height* (9) Chair tilt lock (5A) Center-tilt action</p>	3144	513	548	577	621	681	705	758	862	911	1004	1134	1297	
			OVERALL DIMENSIONS			SEAT DIMENSIONS			BACK DIMENSIONS						
			W	D	H	W	D	H	W		H				
			25	26	37.5	20	19.5	17-21	19.5		17.5-20				
	<p>Ergonomic Features: A, B, C, D, G, H, M, N, S</p>	RTA 2													

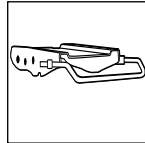
GRANADA®



model 3212 (3N)



model 3212 (3N)



Multi-Depth Mechanism
Seat depth option is available on multi-tilter models. (see notes for more details)



model 3217




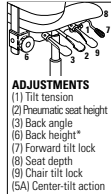

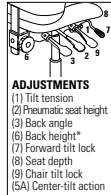

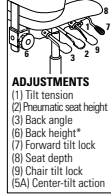
model 3217


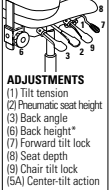


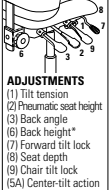



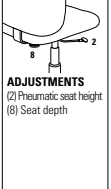

STANDARD FEATURES


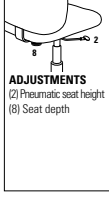




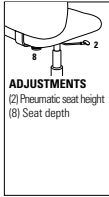

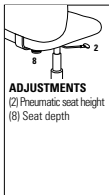

- Features a sculpted back with pronounced lumbar support.
- Standard with adjustable height T-arms with curved urethane armcaps (3N) in Black Only. (except for models 3252 and 3262 which have a fixed height version of this same arm style.)
- Standard when chair is ordered with adjustable height arms (AA, O, OJ, SB, TD, UB, ZH, ZT, 3M, 3N, 4J, 4M, 4T, 6L, 9B and 9S). Allows each arm to move outward an additional 2" (for a total of 4" extra seat width) and locks with the use of an easy to maneuver lever.
- All models (except armchair and side chair styles) are standard with a five-legged, injection molded base.
- Base and frame are available in Black (BK) Only.
- All models (except high back, side chair, armchair and drafting models) are shipped partially KD.
- Drafting chairs are equipped with height adjustable chrome foot ring.
- C65 casters are standard except for heavy duty models.
- Not available in Leather.


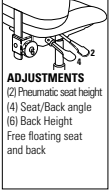

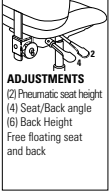


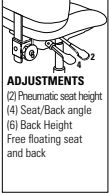

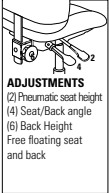


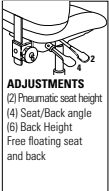

OPTIONAL FEATURES


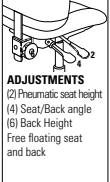


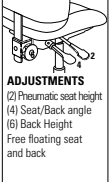


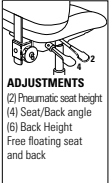

- Available in Memory Foam. Use code "MF" and Add \$76.00.
- Black base with chrome footring. Specify "B3". Add \$80.00.
- Available with back edge vinyl bumper guard option (VBG). Add \$16.00.
- Please refer to "Arms Selection" section of the price book for arm options.
- Optional ballistic nylon outer back fabric available (the back panel will be attached with washer head screws). Resistant to impact damage. Available in Black Only (BKB). Add \$13.00
- For hard surface flooring please specify C10R. Add \$47.00.
- Please refer to the "Casters Selection" section of the price book for caster options. Optional casters may be priced higher than the standard casters for your chair and the difference will be charged. Lower priced optional casters will not be credited.
- For availability of chair series in Vinyl, please contact a Global Sales Representative.
- For fully assembled in box, please specify SU. Add \$50.00.

DESCRIPTION	FEATURES	MODEL#	STANDARD FABRIC GRADES														
			1	2	3	4	5	6	7	8	9	10	11	12			
 <p>LB Multi - Tilter Plain Back Ratchet Back COM Yardage: 1.50 Freight Class: 150 Product Weight (lbs.): 52 Cubic Feet Per Carton: 9.25</p>	 <p>ADJUSTMENTS (1) Tilt tension (2) Pneumatic seat height (3) Back angle (6) Back height* (7) Forward tilt lock (8) Seat depth (9) Chair tilt lock (5A) Center-tilt action</p>	<p>Ergonomic Features: A, B, C, D, E, F, G, M, N, S</p>	3121	943	979	1007	1049	1108	1130	1182	1282	1329	1422	1547	1704		
			OVERALL DIMENSIONS			SEAT DIMENSIONS			BACK DIMENSIONS								
			W	D	H	W	D	H	W	H							
			26	24.5	40	20.5	16.5	17-21	19	17.5-20.5							
 <p>HB Multi - Tilter Plain Back Ratchet Back COM Yardage: 1.75 Freight Class: 150 Product Weight (lbs.): 55 Cubic Feet Per Carton: 9.25</p>	 <p>ADJUSTMENTS (1) Tilt tension (2) Pneumatic seat height (3) Back angle (6) Back height* (7) Forward tilt lock (8) Seat depth (9) Chair tilt lock (5A) Center-tilt action</p>	<p>Ergonomic Features: A, B, C, D, E, F, G, H, M, N, Q, S</p>	3123	1040	1091	1130	1195	1282	1297	1367	1539	1571	1743	1870	2084		
			OVERALL DIMENSIONS			SEAT DIMENSIONS			BACK DIMENSIONS								
			W	D	H	W	D	H	W	H							
			26	24.5	43	20.5	17-19.5	17-21	19	22-25							
 <p>LB Multi - Tilter Detailed/Styled Back COM Yardage: 1.50 Freight Class: 150 Product Weight (lbs.): 52 Cubic Feet Per Carton: 9.25</p>	 <p>ADJUSTMENTS (1) Tilt tension (2) Pneumatic seat height (3) Back angle (6) Back height* (7) Forward tilt lock (8) Seat depth (9) Chair tilt lock (5A) Center-tilt action</p>	<p>Ergonomic Features: A, B, C, D, E, F, G, M, N, S</p>	3202	778	816	844	888	948	971	1025	1127	1176	1271	1400	1563		
			OVERALL DIMENSIONS			SEAT DIMENSIONS			BACK DIMENSIONS								
			W	D	H	W	D	H	W	H							
			26	22.5	40	19	16.5	18-22	18.5	21							

DESCRIPTION	FEATURES	MODEL#	STANDARD FABRIC GRADES													
			1	2	3	4	5	6	7	8	9	10	11	12		
 <p>LB Multi - Tilter Plain Back COM Yardage: 1.50 Freight Class: 125 Product Weight (lbs.): 58 Cubic Feet Per Carton: 9.25</p>	 <p>ADJUSTMENTS (1) Tilt tension (2) Pneumatic seat height (3) Back angle (6) Back height* (7) Forward tilt lock (8) Seat depth (9) Chair tilt lock (5A) Center-tilt action</p>	<p>3212</p>	690	727	755	800	861	884	936	1040	1088	1182	1311	1474		
			OVERALL DIMENSIONS			SEAT DIMENSIONS			BACK DIMENSIONS							
			W	D	H	W	D	H	W	H						
			26	24	40	19	16.5	18-22	18.5	21						
<p>Ergonomic Features: A, B, C, D, E, F, G, H, M, N, Q, S</p>		<p>RTA 2</p>														
 <p>HB Multi - Tilter Plain Back COM Yardage: 1.75 Freight Class: 150 Product Weight (lbs.): 57 Cubic Feet Per Carton: 10.50</p>	 <p>ADJUSTMENTS (1) Tilt tension (2) Pneumatic seat height (3) Back angle (6) Back height* (7) Forward tilt lock (8) Seat depth (9) Chair tilt lock (5A) Center-tilt action</p>	<p>3217</p>	775	817	850	902	973	998	1061	1181	1238	1351	1501	1688		
			OVERALL DIMENSIONS			SEAT DIMENSIONS			BACK DIMENSIONS							
			W	D	H	W	D	H	W	H						
			26	24.5	43	19	17.5	18-22	18.5	26						
<p>Ergonomic Features: A, B, C, D, E, F, G, H, M, N, Q, S</p>		<p>RTA 2</p>														
 <p>Armchair Plain Back COM Yardage: 1.50 Freight Class: 250 Product Weight (lbs.): 40 Cubic Feet Per Carton: 17</p>		<p>3252</p>	692	730	758	802	863	886	939	1042	1091	1184	1314	1476		
			OVERALL DIMENSIONS			SEAT DIMENSIONS			BACK DIMENSIONS							
			W	D	H	W	D	H	W	H						
			26	23.5	37.5	19	16.5	19	18.5	21						
<p>Ergonomic Features: M, N</p>		<p>RTA 00</p>														
 <p>Side Chair Plain Back COM Yardage: 1.50 Freight Class: 300 Product Weight (lbs.): 32 Cubic Feet Per Carton: 17.25</p>		<p>3253</p>	554	592	621	665	725	749	802	905	955	1048	1178	1339		
			OVERALL DIMENSIONS			SEAT DIMENSIONS			BACK DIMENSIONS							
			W	D	H	W	D	H	W	H						
			20.5	23.5	37.5	19	16.5	19	18.5	21						
<p>Ergonomic Features: M, N</p>		<p>RTA 00</p>														
 <p>LB Task Armless/Plain Back COM Yardage: 1.50 Freight Class: 250 Product Weight (lbs.): 32 Cubic Feet Per Carton: 9.25</p>	 <p>ADJUSTMENTS (2) Pneumatic seat height (8) Seat depth</p>	<p>3254</p>	444	480	510	552	613	635	690	793	842	936	1066	1227		
			OVERALL DIMENSIONS			SEAT DIMENSIONS			BACK DIMENSIONS							
			W	D	H	W	D	H	W	H						
			21	24	38	19	16.5	17-22	18.5	21						
<p>Ergonomic Features: C, E, M, N</p>		<p>RTA 1</p>														

DESCRIPTION	FEATURES	MODEL#	STANDARD FABRIC GRADES												
			1	2	3	4	5	6	7	8	9	10	11	12	
 LB Task w/Arm/Plain Back COM Yardage: 1.50 Freight Class: 150 Product Weight (lbs.): 40 Cubic Feet Per Carton: 9.25		3255	562	597	626	669	731	753	806	911	959	1053	1182	1345	
			OVERALL DIMENSIONS			SEAT DIMENSIONS			BACK DIMENSIONS						
			W	D	H	W	D	H	W	H					
			26	24	38	19	16.5	17-22	18.5	21					
			RTA 1												
 Armchair Detailed/Styled Back COM Yardage: 1.50 Freight Class: 250 Product Weight (lbs.): 40 Cubic Feet Per Carton: 17	Ergonomic Features: M, N	3262	730	765	796	839	898	920	975	1079	1127	1222	1352	1514	
			OVERALL DIMENSIONS			SEAT DIMENSIONS			BACK DIMENSIONS						
			W	D	H	W	D	H	W	H					
			26	23.5	37.5	19	16.5	19	18.5	21					
			RTA 00												
 Side Chair Detailed/Styled Back COM Yardage: 1.50 Freight Class: 300 Product Weight (lbs.): 32 Cubic Feet Per Carton: 17.25	Ergonomic Features: M, N	3263	590	626	655	699	759	781	836	939	987	1082	1212	1374	
			OVERALL DIMENSIONS			SEAT DIMENSIONS			BACK DIMENSIONS						
			W	D	H	W	D	H	W	H					
			20.5	23.5	37.5	19	16.5	19	18.5	21					
			RTA 00												
 LB Task Armless/Detailed/Styled Back COM Yardage: 1.50 Freight Class: 250 Product Weight (lbs.): 32 Cubic Feet Per Carton: 9.25		3264	471	508	538	580	641	664	718	820	869	963	1094	1256	
			OVERALL DIMENSIONS			SEAT DIMENSIONS			BACK DIMENSIONS						
			W	D	H	W	D	H	W	H					
			21	23.5	39	19	16.5	17-22	18.5	21					
			RTA 2												
 LB Task w/Arm/Detailed/Styled Back COM Yardage: 1.50 Freight Class: 150 Product Weight (lbs.): 40 Cubic Feet Per Carton: 9.25		3265	590	626	655	699	759	781	836	939	987	1082	1212	1374	
			OVERALL DIMENSIONS			SEAT DIMENSIONS			BACK DIMENSIONS						
			W	D	H	W	D	H	W	H					
			26	23.5	39	19	16.5	17-22	18.5	21					
			RTA 2												

DESCRIPTION	FEATURES	MODEL#	STANDARD FABRIC GRADES																					
 <p>LB Operator Armless/Plain Back COM Yardage: 1.50 Freight Class: 150 Product Weight (lbs.): 40 Cubic Feet Per Carton: 9.25</p>	 <p>ADJUSTMENTS (2) Pneumatic seat height (4) Seat/Back angle (6) Back Height Free floating seat and back</p>		1	2	3	4	5	6	7	8	9	10	11	12										
		3274	549	587	617	659	721	743	797	898	948	1043	1172	1334										
		<table border="1"> <thead> <tr> <th colspan="3">OVERALL DIMENSIONS</th> <th colspan="3">SEAT DIMENSIONS</th> <th colspan="2">BACK DIMENSIONS</th> </tr> <tr> <th>W</th><th>D</th><th>H</th> <th>W</th><th>D</th><th>H</th> <th>W</th><th>H</th> </tr> </thead> <tbody> <tr> <td>21</td><td>22.5</td><td>39</td> <td>20.5</td><td>16.5</td><td>17-22</td> <td>19</td><td>21</td> </tr> </tbody> </table>	OVERALL DIMENSIONS			SEAT DIMENSIONS			BACK DIMENSIONS		W	D	H	W	D	H	W	H	21	22.5	39	20.5	16.5	17-22
OVERALL DIMENSIONS			SEAT DIMENSIONS			BACK DIMENSIONS																		
W	D	H	W	D	H	W	H																	
21	22.5	39	20.5	16.5	17-22	19	21																	
	Ergonomic Features: C, D, F, G, M, N, S	RTA 2																						
 <p>LB Operator w/Arm/Plain Back COM Yardage: 1.50 Freight Class: 150 Product Weight (lbs.): 46 Cubic Feet Per Carton: 9.25</p>	 <p>ADJUSTMENTS (2) Pneumatic seat height (4) Seat/Back angle (6) Back Height Free floating seat and back</p>		1	2	3	4	5	6	7	8	9	10	11	12										
		3275	667	705	733	777	838	861	914	1017	1066	1159	1289	1451										
		<table border="1"> <thead> <tr> <th colspan="3">OVERALL DIMENSIONS</th> <th colspan="3">SEAT DIMENSIONS</th> <th colspan="2">BACK DIMENSIONS</th> </tr> <tr> <th>W</th><th>D</th><th>H</th> <th>W</th><th>D</th><th>H</th> <th>W</th><th>H</th> </tr> </thead> <tbody> <tr> <td>26</td><td>22.5</td><td>39</td> <td>19</td><td>16.5</td><td>17-22</td> <td>18.5</td><td>21</td> </tr> </tbody> </table>	OVERALL DIMENSIONS			SEAT DIMENSIONS			BACK DIMENSIONS		W	D	H	W	D	H	W	H	26	22.5	39	19	16.5	17-22
OVERALL DIMENSIONS			SEAT DIMENSIONS			BACK DIMENSIONS																		
W	D	H	W	D	H	W	H																	
26	22.5	39	19	16.5	17-22	18.5	21																	
	Ergonomic Features: C, D, F, G, H, M, N, Q, S	RTA 2 																						
 <p>Drafting Chair Armless/Detailed/Styled Back COM Yardage: 1.50 Freight Class: 150 Product Weight (lbs.): 43 Cubic Feet Per Carton: 9.25</p>	 <p>ADJUSTMENTS (2) Pneumatic seat height (4) Seat/Back angle (6) Back Height Free floating seat and back</p>		1	2	3	4	5	6	7	8	9	10	11	12										
		3277	972	1009	1038	1081	1142	1166	1219	1321	1370	1465	1595	1756										
		<table border="1"> <thead> <tr> <th colspan="3">OVERALL DIMENSIONS</th> <th colspan="3">SEAT DIMENSIONS</th> <th colspan="2">BACK DIMENSIONS</th> </tr> <tr> <th>W</th><th>D</th><th>H</th> <th>W</th><th>D</th><th>H</th> <th>W</th><th>H</th> </tr> </thead> <tbody> <tr> <td>21</td><td>22.5</td><td>48</td> <td>19</td><td>16.5</td><td>24-34</td> <td>18.5</td><td>21</td> </tr> </tbody> </table>	OVERALL DIMENSIONS			SEAT DIMENSIONS			BACK DIMENSIONS		W	D	H	W	D	H	W	H	21	22.5	48	19	16.5	24-34
OVERALL DIMENSIONS			SEAT DIMENSIONS			BACK DIMENSIONS																		
W	D	H	W	D	H	W	H																	
21	22.5	48	19	16.5	24-34	18.5	21																	
	Ergonomic Features: C, D, F, G, H, M, N	RTA 2																						
 <p>Drafting Stool Armless/Plain Back COM Yardage: 1.50 Freight Class: 150 Product Weight (lbs.): 43 Cubic Feet Per Carton: 9.25</p>	 <p>ADJUSTMENTS (2) Pneumatic seat height (4) Seat/Back angle (6) Back Height Free floating seat and back</p>		1	2	3	4	5	6	7	8	9	10	11	12										
		3278	934	971	1000	1043	1103	1126	1180	1283	1332	1426	1555	1720										
		<table border="1"> <thead> <tr> <th colspan="3">OVERALL DIMENSIONS</th> <th colspan="3">SEAT DIMENSIONS</th> <th colspan="2">BACK DIMENSIONS</th> </tr> <tr> <th>W</th><th>D</th><th>H</th> <th>W</th><th>D</th><th>H</th> <th>W</th><th>H</th> </tr> </thead> <tbody> <tr> <td>21</td><td>23.5</td><td>48</td> <td>19</td><td>16.5</td><td>24-34</td> <td>18.5</td><td>21</td> </tr> </tbody> </table>	OVERALL DIMENSIONS			SEAT DIMENSIONS			BACK DIMENSIONS		W	D	H	W	D	H	W	H	21	23.5	48	19	16.5	24-34
OVERALL DIMENSIONS			SEAT DIMENSIONS			BACK DIMENSIONS																		
W	D	H	W	D	H	W	H																	
21	23.5	48	19	16.5	24-34	18.5	21																	
	Ergonomic Features: C, D, F, G, H, M, N	RTA 2 																						
 <p>LB Operator Armless Detailed/Styled Back COM Yardage: 1.50 Freight Class: 150 Product Weight (lbs.): 40 Cubic Feet Per Carton: 9.25</p>	 <p>ADJUSTMENTS (2) Pneumatic seat height (4) Seat/Back angle (6) Back Height Free floating seat and back</p>		1	2	3	4	5	6	7	8	9	10	11	12										
		3284	579	617	645	688	750	773	826	930	977	1072	1201	1364										
		<table border="1"> <thead> <tr> <th colspan="3">OVERALL DIMENSIONS</th> <th colspan="3">SEAT DIMENSIONS</th> <th colspan="2">BACK DIMENSIONS</th> </tr> <tr> <th>W</th><th>D</th><th>H</th> <th>W</th><th>D</th><th>H</th> <th>W</th><th>H</th> </tr> </thead> <tbody> <tr> <td>21</td><td>22.5</td><td>39</td> <td>20.5</td><td>16.5</td><td>17-22</td> <td>19</td><td>21</td> </tr> </tbody> </table>	OVERALL DIMENSIONS			SEAT DIMENSIONS			BACK DIMENSIONS		W	D	H	W	D	H	W	H	21	22.5	39	20.5	16.5	17-22
OVERALL DIMENSIONS			SEAT DIMENSIONS			BACK DIMENSIONS																		
W	D	H	W	D	H	W	H																	
21	22.5	39	20.5	16.5	17-22	19	21																	
	Ergonomic Features: C, D, F, G, M, N	RTA 2 																						

DESCRIPTION	FEATURES	MODEL#	STANDARD FABRIC GRADES											
			1	2	3	4	5	6	7	8	9	10	11	12
 <p>LB Operator w/Arms/Detailed/Styled Back COM Yardage: 1.50 Freight Class: 150 Product Weight (lbs.): 46 Cubic Feet Per Carton: 9.25</p>	 <p>ADJUSTMENTS (2) Pneumatic seat height (4) Seat/Back angle (6) Back Height Free floating seat and back</p>	3285	696	733	761	805	866	889	942	1045	1095	1190	1319	1482
			OVERALL DIMENSIONS			SEAT DIMENSIONS			BACK DIMENSIONS					
			W	D	H	W	D	H	W	H				
			26	22.5	39	19	16.5	17-22	18.5	21				
			RTA 2											
 <p>Drafting Stool w/Arms/Detailed/Styled Back COM Yardage: 1.50 Freight Class: 150 Product Weight (lbs.): 51 Cubic Feet Per Carton: 9.25</p>	 <p>ADJUSTMENTS (2) Pneumatic seat height (4) Seat/Back angle (6) Back Height Free floating seat and back</p>	3287	1107	1145	1173	1218	1279	1302	1354	1458	1505	1600	1729	1893
			OVERALL DIMENSIONS			SEAT DIMENSIONS			BACK DIMENSIONS					
			W	D	H	W	D	H	W	H				
			26	22.5	48	19	16.5	24-34	18.5	21				
			RTA 2											
 <p>Drafting Stool w/Arms/Plain Back COM Yardage: 1.50 Freight Class: 150 Product Weight (lbs.): 51 Cubic Feet Per Carton: 9.25</p>	 <p>ADJUSTMENTS (2) Pneumatic seat height (4) Seat/Back angle (6) Back Height Free floating seat and back</p>	3288	1072	1109	1139	1181	1241	1264	1319	1421	1470	1566	1695	1856
			OVERALL DIMENSIONS			SEAT DIMENSIONS			BACK DIMENSIONS					
			W	D	H	W	D	H	W	H				
			26	23.5	48	19	16.5	24-34	18.5	21				
			RTA 2											

GRANADA® DELUXE



model 4560




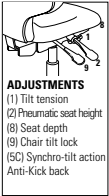


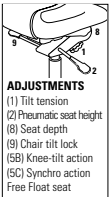


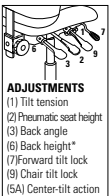

model 4565


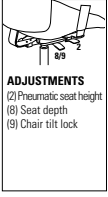


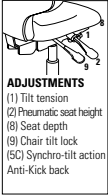


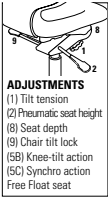


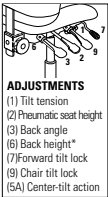


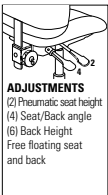

STANDARD FEATURES


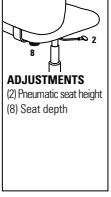


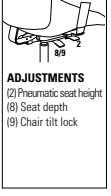


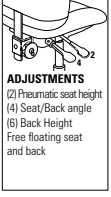


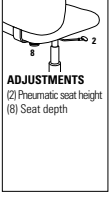



- Granada Deluxe offers dramatic seating comfort. Offers a more contoured seat featuring BioPlush earth friendly foam.
- Standard with height and width adjustable height T-arms with teardrop shaped urethane armcaps (3B).
- All models except the armchair and sidechair are standard with a five legged, injection molded reinforced nylon spider base with C65 casters.
- Base and frames are standard in Black (BK).



OPTIONAL FEATURES



- Seat depth is optional on models 1170-2, 1170LM-2, 1171-2 and 1171LM-2. Please specify (MD) Add \$85.00
- Optional ballistic nylon outer back fabric available, resistant to impact damage. Black Only (BKB), add \$13.00.
- Available with back edge vinyl bumper guard option (VBG).
- Available in Memory Foam (MF), add \$76.00.
- Polished Aluminum base with black scuff tips. Specify "B2". Add \$110.00.
- For hard surface flooring casters, specify C65R. Add \$47.00.
- For fully assembled in box, please specify SU. Add \$50.00.
- Please refer to "Arms Selection" section of the price book for arm options.



DESCRIPTION	FEATURES	MODEL#	STANDARD FABRIC GRADES													
			1	2	3	4	5	6	7	8	9	10	11	12		
 <p>HB Synchro - Tilter w/Back Angle Adjustment COM Yardage: 2 Freight Class: 125 Product Weight (lbs.): 64 Cubic Feet Per Carton: 9.25</p>	 <p>ADJUSTMENTS (1) Tilt tension (2) Pneumatic seat height (8) Seat depth (9) Chair tilt lock (5C) Synchro-tilt action Anti-Kick back</p>	1170-0	822	866	899	951	1025	1050	1114	1237	1295	1409	1563	1754		
		OVERALL DIMENSIONS			SEAT DIMENSIONS			BACK DIMENSIONS								
		W	D	H	W	D	H	W		H						
		26	23.5	46	21	18-20.5	17.25-21.25	20		23-28.2						
			RTA 2													
 <p>HB Synchro Knee - Tilter COM Yardage: 2 Freight Class: 125 Product Weight (lbs.): 63 Cubic Feet Per Carton: 9.25</p>	 <p>ADJUSTMENTS (1) Tilt tension (2) Pneumatic seat height (8) Seat depth (9) Chair tilt lock (5B) Knee-tilt action (5C) Synchro action Free Float seat</p>	1170-2	919	963	998	1049	1123	1148	1213	1334	1393	1506	1660	1852		
		1170LM-2	-	-	-	-	1129	-	-	1343	1409	1514	1675	1866		
		Leather/Mock Leather														
		OVERALL DIMENSIONS			SEAT DIMENSIONS			BACK DIMENSIONS								
W	D	H	W	D	H	W		H								
26	23.5	45.5	21	18-20.5	16.5-20.5	20		23-28.25								
			RTA 2													
 <p>HB Multi - Tilter COM Yardage: 2 Freight Class: 125 Product Weight (lbs.): 65 Cubic Feet Per Carton: 9.25</p>	 <p>ADJUSTMENTS (1) Tilt tension (2) Pneumatic seat height (3) Back angle (6) Back height* (7) Forward tilt lock (9) Chair tilt lock (5A) Center-tilt action</p>	1170-3	822	866	899	951	1025	1050	1114	1237	1295	1409	1563	1754		
		1170LM-3	-	-	-	-	1031	-	-	1244	1310	1416	1576	1769		
		Leather/Mock Leather														
		OVERALL DIMENSIONS			SEAT DIMENSIONS			BACK DIMENSIONS								
W	D	H	W	D	H	W		H								
26	23.5	45	21	18-20.5	16-20	20		23-28.25								
			RTA 2													



DESCRIPTION	FEATURES	MODEL#	STANDARD FABRIC GRADES																																					
			1	2	3	4	5	6	7	8	9	10	11	12																										
 <p>HB Weight Sensing Synchro - Tilter COM Yardage: 2 Freight Class: 125 Product Weight (lbs.): 61 Cubic Feet Per Carton: 9.25</p>	 <p>ADJUSTMENTS (2) Pneumatic seat height (8) Seat depth (9) Chair tilt lock</p>	<p>Ergonomic Features: A, B, C, D, E, H, L, M, N, Q</p>	<table border="1"> <tr> <td>1170-8</td> <td>822</td> <td>866</td> <td>899</td> <td>951</td> <td>1025</td> <td>1050</td> <td>1114</td> <td>1237</td> <td>1295</td> <td>1409</td> <td>1563</td> <td>1754</td> </tr> </table>												1170-8	822	866	899	951	1025	1050	1114	1237	1295	1409	1563	1754													
			1170-8	822	866	899	951	1025	1050	1114	1237	1295	1409	1563	1754																									
			<table border="1"> <thead> <tr> <th colspan="3">OVERALL DIMENSIONS</th> <th colspan="3">SEAT DIMENSIONS</th> <th colspan="3">BACK DIMENSIONS</th> </tr> <tr> <th>W</th> <th>D</th> <th>H</th> <th>W</th> <th>D</th> <th>H</th> <th>W</th> <th colspan="2">H</th> </tr> </thead> <tbody> <tr> <td>26</td> <td>23.5</td> <td>44</td> <td>21</td> <td>18-20.5</td> <td>16.5-20.5</td> <td>20</td> <td colspan="2">23-28.2</td> </tr> </tbody> </table>			OVERALL DIMENSIONS			SEAT DIMENSIONS			BACK DIMENSIONS			W	D	H	W	D	H	W	H		26	23.5	44	21	18-20.5	16.5-20.5	20	23-28.2		<p>RTA 2 </p>							
			OVERALL DIMENSIONS			SEAT DIMENSIONS			BACK DIMENSIONS																															
W	D	H	W	D	H	W	H																																	
26	23.5	44	21	18-20.5	16.5-20.5	20	23-28.2																																	
 <p>HB Synchro - Tilter w/Back Angle Adjustment COM Yardage: 1.75 Freight Class: 125 Product Weight (lbs.): 60 Cubic Feet Per Carton: 9.25</p>	 <p>ADJUSTMENTS (1) Tilt tension (2) Pneumatic seat height (8) Seat depth (9) Chair tilt lock (5C) Synchro-tilt action Anti-Kick back</p>	<p>Ergonomic Features: A, B, C, D, E, G, H, L, M, N, Q</p>	<table border="1"> <tr> <td>1171-0</td> <td>737</td> <td>775</td> <td>804</td> <td>848</td> <td>912</td> <td>934</td> <td>988</td> <td>1093</td> <td>1144</td> <td>1240</td> <td>1373</td> <td>1537</td> </tr> </table>												1171-0	737	775	804	848	912	934	988	1093	1144	1240	1373	1537													
			1171-0	737	775	804	848	912	934	988	1093	1144	1240	1373	1537																									
			<table border="1"> <thead> <tr> <th colspan="3">OVERALL DIMENSIONS</th> <th colspan="3">SEAT DIMENSIONS</th> <th colspan="3">BACK DIMENSIONS</th> </tr> <tr> <th>W</th> <th>D</th> <th>H</th> <th>W</th> <th>D</th> <th>H</th> <th>W</th> <th colspan="2">H</th> </tr> </thead> <tbody> <tr> <td>26</td> <td>23.5</td> <td>43</td> <td>21</td> <td>18-20.5</td> <td>17.25-21.25</td> <td>20</td> <td colspan="2">20-25.2</td> </tr> </tbody> </table>			OVERALL DIMENSIONS			SEAT DIMENSIONS			BACK DIMENSIONS			W	D	H	W	D	H	W	H		26	23.5	43	21	18-20.5	17.25-21.25	20	20-25.2		<p>RTA 2 </p>							
			OVERALL DIMENSIONS			SEAT DIMENSIONS			BACK DIMENSIONS																															
W	D	H	W	D	H	W	H																																	
26	23.5	43	21	18-20.5	17.25-21.25	20	20-25.2																																	
 <p>MB Synchro Knee - Tilter COM Yardage: 1.75 Freight Class: 125 Product Weight (lbs.): 61 Cubic Feet Per Carton: 9.25</p>	 <p>ADJUSTMENTS (1) Tilt tension (2) Pneumatic seat height (8) Seat depth (9) Chair tilt lock (5B) Knee-tilt action (5C) Synchro action Free Float seat</p>	<p>Ergonomic Features: A, B, C, D, G, J, H, L, M, N, Q</p>	<table border="1"> <tr> <td>1171-2</td> <td>839</td> <td>874</td> <td>905</td> <td>949</td> <td>1012</td> <td>1034</td> <td>1089</td> <td>1193</td> <td>1243</td> <td>1341</td> <td>1473</td> <td>1637</td> </tr> <tr> <td>1171LM-2</td> <td>-</td> <td>-</td> <td>-</td> <td>-</td> <td>1023</td> <td>-</td> <td>-</td> <td>1204</td> <td>1261</td> <td>1352</td> <td>1490</td> <td>1655</td> </tr> </table> <p>Leather/Mock Leather</p>												1171-2	839	874	905	949	1012	1034	1089	1193	1243	1341	1473	1637	1171LM-2	-	-	-	-	1023	-	-	1204	1261	1352	1490	1655
			1171-2	839	874	905	949	1012	1034	1089	1193	1243	1341	1473	1637																									
			1171LM-2	-	-	-	-	1023	-	-	1204	1261	1352	1490	1655																									
			<table border="1"> <thead> <tr> <th colspan="3">OVERALL DIMENSIONS</th> <th colspan="3">SEAT DIMENSIONS</th> <th colspan="3">BACK DIMENSIONS</th> </tr> <tr> <th>W</th> <th>D</th> <th>H</th> <th>W</th> <th>D</th> <th>H</th> <th>W</th> <th colspan="2">H</th> </tr> </thead> <tbody> <tr> <td>26</td> <td>23.5</td> <td>42.5</td> <td>21</td> <td>18-20.5</td> <td>16-20</td> <td>20</td> <td colspan="2">23-28.51</td> </tr> </tbody> </table>			OVERALL DIMENSIONS			SEAT DIMENSIONS			BACK DIMENSIONS			W	D	H	W	D	H	W	H		26	23.5	42.5	21	18-20.5	16-20	20	23-28.51		<p>RTA 2 </p>							
OVERALL DIMENSIONS			SEAT DIMENSIONS			BACK DIMENSIONS																																		
W	D	H	W	D	H	W	H																																	
26	23.5	42.5	21	18-20.5	16-20	20	23-28.51																																	
 <p>MB Multi - Tilter COM Yardage: 1.75 Freight Class: 125 Product Weight (lbs.): 61 Cubic Feet Per Carton: 9.25</p>	 <p>ADJUSTMENTS (1) Tilt tension (2) Pneumatic seat height (3) Back angle (6) Back height* (7) Forward tilt lock (9) Chair tilt lock (5A) Center-tilt action</p>	<p>Ergonomic Features: A, B, C, D, E, F, G, H, M, N, Q, S, U</p>	<table border="1"> <tr> <td>1171-3</td> <td>737</td> <td>775</td> <td>804</td> <td>848</td> <td>912</td> <td>934</td> <td>988</td> <td>1093</td> <td>1144</td> <td>1240</td> <td>1373</td> <td>1537</td> </tr> <tr> <td>1171LM-3</td> <td>-</td> <td>-</td> <td>-</td> <td>-</td> <td>1031</td> <td>-</td> <td>-</td> <td>1244</td> <td>1310</td> <td>1416</td> <td>1576</td> <td>1769</td> </tr> </table> <p>Leather/Mock Leather</p>												1171-3	737	775	804	848	912	934	988	1093	1144	1240	1373	1537	1171LM-3	-	-	-	-	1031	-	-	1244	1310	1416	1576	1769
			1171-3	737	775	804	848	912	934	988	1093	1144	1240	1373	1537																									
			1171LM-3	-	-	-	-	1031	-	-	1244	1310	1416	1576	1769																									
			<table border="1"> <thead> <tr> <th colspan="3">OVERALL DIMENSIONS</th> <th colspan="3">SEAT DIMENSIONS</th> <th colspan="3">BACK DIMENSIONS</th> </tr> <tr> <th>W</th> <th>D</th> <th>H</th> <th>W</th> <th>D</th> <th>H</th> <th>W</th> <th colspan="2">H</th> </tr> </thead> <tbody> <tr> <td>26</td> <td>23.5</td> <td>42</td> <td>21</td> <td>18-20.5</td> <td>16-20</td> <td>20</td> <td colspan="2">23-28.25</td> </tr> </tbody> </table>			OVERALL DIMENSIONS			SEAT DIMENSIONS			BACK DIMENSIONS			W	D	H	W	D	H	W	H		26	23.5	42	21	18-20.5	16-20	20	23-28.25		<p>RTA 2 </p>							
OVERALL DIMENSIONS			SEAT DIMENSIONS			BACK DIMENSIONS																																		
W	D	H	W	D	H	W	H																																	
26	23.5	42	21	18-20.5	16-20	20	23-28.25																																	
 <p>MB Operator COM Yardage: 1.75 Freight Class: 150 Product Weight (lbs.): 54 Cubic Feet Per Carton: 9.25</p>	 <p>ADJUSTMENTS (2) Pneumatic seat height (4) Seat/Back angle (6) Back Height Free floating seat and back</p>	<p>Ergonomic Features: C, D, F, G, H, M, N, Q, S, U</p>	<table border="1"> <tr> <td>1171-5</td> <td>712</td> <td>750</td> <td>779</td> <td>823</td> <td>887</td> <td>909</td> <td>963</td> <td>1068</td> <td>1118</td> <td>1215</td> <td>1348</td> <td>1512</td> </tr> <tr> <td>1171LM-5</td> <td>-</td> <td>-</td> <td>-</td> <td>-</td> <td>895</td> <td>-</td> <td>-</td> <td>1078</td> <td>1134</td> <td>1225</td> <td>1364</td> <td>1528</td> </tr> </table> <p>Leather/Mock Leather</p>												1171-5	712	750	779	823	887	909	963	1068	1118	1215	1348	1512	1171LM-5	-	-	-	-	895	-	-	1078	1134	1225	1364	1528
			1171-5	712	750	779	823	887	909	963	1068	1118	1215	1348	1512																									
			1171LM-5	-	-	-	-	895	-	-	1078	1134	1225	1364	1528																									
			<table border="1"> <thead> <tr> <th colspan="3">OVERALL DIMENSIONS</th> <th colspan="3">SEAT DIMENSIONS</th> <th colspan="3">BACK DIMENSIONS</th> </tr> <tr> <th>W</th> <th>D</th> <th>H</th> <th>W</th> <th>D</th> <th>H</th> <th>W</th> <th colspan="2">H</th> </tr> </thead> <tbody> <tr> <td>26</td> <td>23.5</td> <td>39</td> <td>21</td> <td>18</td> <td>16.5-20.5</td> <td>20</td> <td colspan="2">19-24.25</td> </tr> </tbody> </table>			OVERALL DIMENSIONS			SEAT DIMENSIONS			BACK DIMENSIONS			W	D	H	W	D	H	W	H		26	23.5	39	21	18	16.5-20.5	20	19-24.25		<p>RTA 2 </p>							
OVERALL DIMENSIONS			SEAT DIMENSIONS			BACK DIMENSIONS																																		
W	D	H	W	D	H	W	H																																	
26	23.5	39	21	18	16.5-20.5	20	19-24.25																																	



DESCRIPTION	FEATURES	MODEL#	STANDARD FABRIC GRADES																																														
			1	2	3	4	5	6	7	8	9	10	11	12																																			
 <p>MB Task COM Yardage: 1.75 Freight Class: 150 Product Weight (lbs.): 49 Cubic Feet Per Carton: 9.25</p>	 <p>ADJUSTMENTS (2) Pneumatic seat height (8) Seat depth</p>	<p>Ergonomic Features: C, E, H, M, N, U, Q</p>	<table border="1"> <tr> <th colspan="3">OVERALL DIMENSIONS</th> <th colspan="3">SEAT DIMENSIONS</th> <th colspan="3">BACK DIMENSIONS</th> </tr> <tr> <th>W</th><th>D</th><th>H</th> <th>W</th><th>D</th><th>H</th> <th>W</th><th>H</th> </tr> <tr> <td>26</td><td>23.5</td><td>38</td> <td>21</td><td>17-18</td><td>16-21</td> <td>20</td><td>19</td> </tr> </table>												OVERALL DIMENSIONS			SEAT DIMENSIONS			BACK DIMENSIONS			W	D	H	W	D	H	W	H	26	23.5	38	21	17-18	16-21	20	19										
			OVERALL DIMENSIONS			SEAT DIMENSIONS			BACK DIMENSIONS																																								
			W	D	H	W	D	H	W	H																																							
			26	23.5	38	21	17-18	16-21	20	19																																							
<table border="1"> <tr> <th>1</th><th>2</th><th>3</th><th>4</th><th>5</th><th>6</th><th>7</th><th>8</th><th>9</th><th>10</th><th>11</th><th>12</th> </tr> <tr> <td>1171-6</td><td>600</td><td>637</td><td>667</td><td>711</td><td>775</td><td>797</td><td>851</td><td>957</td><td>1006</td><td>1103</td><td>1236</td><td>1400</td> </tr> <tr> <td>1171LM-6</td><td>-</td><td>-</td><td>-</td><td>-</td><td>784</td><td>-</td><td>-</td><td>966</td><td>1024</td><td>1114</td><td>1253</td><td>1418</td> </tr> </table> <p>Leather/Mock Leather</p>												1	2	3	4	5	6	7	8	9	10	11	12	1171-6	600	637	667	711	775	797	851	957	1006	1103	1236	1400	1171LM-6	-	-	-	-	784	-	-	966	1024	1114	1253	1418
1	2	3	4	5	6	7	8	9	10	11	12																																						
1171-6	600	637	667	711	775	797	851	957	1006	1103	1236	1400																																					
1171LM-6	-	-	-	-	784	-	-	966	1024	1114	1253	1418																																					
<p>RTA 2 </p>																																																	
 <p>MB Weight Sensing Synchro - Tilter COM Yardage: 1.75 Freight Class: 125 Product Weight (lbs.): 61 Cubic Feet Per Carton: 9.25</p>	 <p>ADJUSTMENTS (2) Pneumatic seat height (8) Seat depth (9) Chair tilt lock</p>	<p>Ergonomic Features: A, B, C, D, E, H, L, M, N, Q</p>	<table border="1"> <tr> <th colspan="3">OVERALL DIMENSIONS</th> <th colspan="3">SEAT DIMENSIONS</th> <th colspan="3">BACK DIMENSIONS</th> </tr> <tr> <th>W</th><th>D</th><th>H</th> <th>W</th><th>D</th><th>H</th> <th>W</th><th>H</th> </tr> <tr> <td>26</td><td>23.5</td><td>41</td> <td>21</td><td>18-20.5</td><td>16.25-20.25</td> <td>20</td><td>20 - 25.2</td> </tr> </table>												OVERALL DIMENSIONS			SEAT DIMENSIONS			BACK DIMENSIONS			W	D	H	W	D	H	W	H	26	23.5	41	21	18-20.5	16.25-20.25	20	20 - 25.2										
			OVERALL DIMENSIONS			SEAT DIMENSIONS			BACK DIMENSIONS																																								
			W	D	H	W	D	H	W	H																																							
			26	23.5	41	21	18-20.5	16.25-20.25	20	20 - 25.2																																							
<table border="1"> <tr> <th>1</th><th>2</th><th>3</th><th>4</th><th>5</th><th>6</th><th>7</th><th>8</th><th>9</th><th>10</th><th>11</th><th>12</th> </tr> <tr> <td>1171-8</td><td>737</td><td>775</td><td>804</td><td>848</td><td>912</td><td>934</td><td>988</td><td>1093</td><td>1144</td><td>1240</td><td>1373</td><td>1537</td> </tr> </table>												1	2	3	4	5	6	7	8	9	10	11	12	1171-8	737	775	804	848	912	934	988	1093	1144	1240	1373	1537													
1	2	3	4	5	6	7	8	9	10	11	12																																						
1171-8	737	775	804	848	912	934	988	1093	1144	1240	1373	1537																																					
<p>RTA 2 </p>																																																	
 <p>MB Operator Armless COM Yardage: 1.75 Freight Class: 150 Product Weight (lbs.): 49 Cubic Feet Per Carton: 9.25</p>	 <p>ADJUSTMENTS (2) Pneumatic seat height (4) Seat/Back angle (6) Back Height Free floating seat and back</p>	<p>Ergonomic Features: C, D, E, F, G, M, N, Q, S, U</p>	<table border="1"> <tr> <th colspan="3">OVERALL DIMENSIONS</th> <th colspan="3">SEAT DIMENSIONS</th> <th colspan="3">BACK DIMENSIONS</th> </tr> <tr> <th>W</th><th>D</th><th>H</th> <th>W</th><th>D</th><th>H</th> <th>W</th><th>H</th> </tr> <tr> <td>21</td><td>23.5</td><td>39</td> <td>21</td><td>18</td><td>16.5-20.5</td> <td>20</td><td>19-24.25</td> </tr> </table>												OVERALL DIMENSIONS			SEAT DIMENSIONS			BACK DIMENSIONS			W	D	H	W	D	H	W	H	21	23.5	39	21	18	16.5-20.5	20	19-24.25										
			OVERALL DIMENSIONS			SEAT DIMENSIONS			BACK DIMENSIONS																																								
			W	D	H	W	D	H	W	H																																							
			21	23.5	39	21	18	16.5-20.5	20	19-24.25																																							
<table border="1"> <tr> <th>1</th><th>2</th><th>3</th><th>4</th><th>5</th><th>6</th><th>7</th><th>8</th><th>9</th><th>10</th><th>11</th><th>12</th> </tr> <tr> <td>1172-5</td><td>588</td><td>625</td><td>655</td><td>699</td><td>761</td><td>783</td><td>840</td><td>943</td><td>994</td><td>1090</td><td>1222</td><td>1388</td> </tr> <tr> <td>1172LM-5</td><td>-</td><td>-</td><td>-</td><td>-</td><td>772</td><td>-</td><td>-</td><td>954</td><td>1009</td><td>1101</td><td>1239</td><td>1403</td> </tr> </table> <p>Leather/Mock Leather</p>												1	2	3	4	5	6	7	8	9	10	11	12	1172-5	588	625	655	699	761	783	840	943	994	1090	1222	1388	1172LM-5	-	-	-	-	772	-	-	954	1009	1101	1239	1403
1	2	3	4	5	6	7	8	9	10	11	12																																						
1172-5	588	625	655	699	761	783	840	943	994	1090	1222	1388																																					
1172LM-5	-	-	-	-	772	-	-	954	1009	1101	1239	1403																																					
<p>RTA 2 </p>																																																	
 <p>MB Task Armless COM Yardage: 1.75 Freight Class: 150 Product Weight (lbs.): 21. Cubic Feet Per Carton: 9.25</p>	 <p>ADJUSTMENTS (2) Pneumatic seat height (8) Seat depth</p>	<p>Ergonomic Features: C, E, H, M, N, U, Q</p>	<table border="1"> <tr> <th colspan="3">OVERALL DIMENSIONS</th> <th colspan="3">SEAT DIMENSIONS</th> <th colspan="3">BACK DIMENSIONS</th> </tr> <tr> <th>W</th><th>D</th><th>H</th> <th>W</th><th>D</th><th>H</th> <th>W</th><th>H</th> </tr> <tr> <td>21</td><td>23.5</td><td>38</td> <td>21</td><td>17-18</td><td>16-21</td> <td>20</td><td>19</td> </tr> </table>												OVERALL DIMENSIONS			SEAT DIMENSIONS			BACK DIMENSIONS			W	D	H	W	D	H	W	H	21	23.5	38	21	17-18	16-21	20	19										
			OVERALL DIMENSIONS			SEAT DIMENSIONS			BACK DIMENSIONS																																								
			W	D	H	W	D	H	W	H																																							
			21	23.5	38	21	17-18	16-21	20	19																																							
<table border="1"> <tr> <th>1</th><th>2</th><th>3</th><th>4</th><th>5</th><th>6</th><th>7</th><th>8</th><th>9</th><th>10</th><th>11</th><th>12</th> </tr> <tr> <td>1172-6</td><td>476</td><td>514</td><td>543</td><td>587</td><td>650</td><td>672</td><td>728</td><td>832</td><td>882</td><td>979</td><td>1111</td><td>1276</td> </tr> <tr> <td>1172LM-6</td><td>-</td><td>-</td><td>-</td><td>-</td><td>661</td><td>-</td><td>-</td><td>843</td><td>898</td><td>990</td><td>1128</td><td>1293</td> </tr> </table> <p>Leather/Mock Leather</p>												1	2	3	4	5	6	7	8	9	10	11	12	1172-6	476	514	543	587	650	672	728	832	882	979	1111	1276	1172LM-6	-	-	-	-	661	-	-	843	898	990	1128	1293
1	2	3	4	5	6	7	8	9	10	11	12																																						
1172-6	476	514	543	587	650	672	728	832	882	979	1111	1276																																					
1172LM-6	-	-	-	-	661	-	-	843	898	990	1128	1293																																					
<p>RTA 2 </p>																																																	
 <p>Side Chair COM Yardage: 1.75 Freight Class: 250 Product Weight (lbs.): 35 Cubic Feet Per Carton: 10</p>		<p>Ergonomic Features: M, N</p>	<table border="1"> <tr> <th colspan="3">OVERALL DIMENSIONS</th> <th colspan="3">SEAT DIMENSIONS</th> <th colspan="3">BACK DIMENSIONS</th> </tr> <tr> <th>W</th><th>D</th><th>H</th> <th>W</th><th>D</th><th>H</th> <th>W</th><th>H</th> </tr> <tr> <td>21</td><td>24</td><td>38</td> <td>21</td><td>18</td><td>18</td> <td>20</td><td>20.5</td> </tr> </table>												OVERALL DIMENSIONS			SEAT DIMENSIONS			BACK DIMENSIONS			W	D	H	W	D	H	W	H	21	24	38	21	18	18	20	20.5										
			OVERALL DIMENSIONS			SEAT DIMENSIONS			BACK DIMENSIONS																																								
			W	D	H	W	D	H	W	H																																							
			21	24	38	21	18	18	20	20.5																																							
<table border="1"> <tr> <th>1</th><th>2</th><th>3</th><th>4</th><th>5</th><th>6</th><th>7</th><th>8</th><th>9</th><th>10</th><th>11</th><th>12</th> </tr> <tr> <td>1174</td><td>425</td><td>460</td><td>492</td><td>536</td><td>598</td><td>620</td><td>676</td><td>780</td><td>829</td><td>927</td><td>1059</td><td>1224</td> </tr> <tr> <td>1174LM</td><td>-</td><td>-</td><td>-</td><td>-</td><td>609</td><td>-</td><td>-</td><td>791</td><td>847</td><td>938</td><td>1076</td><td>1241</td> </tr> </table> <p>Leather/Mock Leather</p>												1	2	3	4	5	6	7	8	9	10	11	12	1174	425	460	492	536	598	620	676	780	829	927	1059	1224	1174LM	-	-	-	-	609	-	-	791	847	938	1076	1241
1	2	3	4	5	6	7	8	9	10	11	12																																						
1174	425	460	492	536	598	620	676	780	829	927	1059	1224																																					
1174LM	-	-	-	-	609	-	-	791	847	938	1076	1241																																					
<p>RTA 2 </p>																																																	


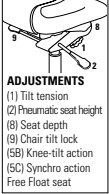

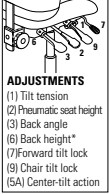
DESCRIPTION	FEATURES	MODEL#	STANDARD FABRIC GRADES												
			1	2	3	4	5	6	7	8	9	10	11	12	
 <p>Armchair COM Yardage: 1.75 Freight Class: 150 Product Weight (lbs.): 40 Cubic Feet Per Carton: 10</p>	Ergonomic Features: M, N	RTA 2 	1175	568	606	635	679	742	764	820	925	974	1071	1203	1368
			1175LM	-	-	-	-	752	-	-	934	990	1081	1219	1383
			Leather/Mock Leather												
			OVERALL DIMENSIONS			SEAT DIMENSIONS			BACK DIMENSIONS						
			W	D	H	W	D	H	W	H					
			24.5	24	38	21	18	18	20	20.5					

DESCRIPTION	FEATURES	MODEL#	STANDARD FABRIC GRADES												
			1	2	3	4	5	6	7	8	9	10	11	12	
 <p>Drafting Stool Operator Armless COM Yardage: 1.75 Freight Class: 150 Product Weight (lbs.): 52 Cubic Feet Per Carton: 9.25</p>	Ergonomic Features: C, D, F, G, H, M, N, S, U	RTA 2 	1177-5	740	777	806	850	914	936	991	1096	1146	1242	1375	1540
			1177LM-5	-	-	-	-	922	-	-	1105	1161	1253	1391	1555
			Leather/Mock Leather												
			OVERALL DIMENSIONS			SEAT DIMENSIONS			BACK DIMENSIONS						
			W	D	H	W	D	H	W	H					
			21	23.5	48	20	18	23.5-33.5	20	19-24.25					

DESCRIPTION	FEATURES	MODEL#	STANDARD FABRIC GRADES												
			1	2	3	4	5	6	7	8	9	10	11	12	
 <p>Drafting Stool Operator w/Arm COM Yardage: 1.75 Freight Class: 125 Product Weight (lbs.): 57 Cubic Feet Per Carton: 9.25</p>	Ergonomic Features: C, D, F, G, H, M, N, S, U	RTA 2 	1178-5	864	899	931	974	1037	1059	1114	1218	1268	1366	1498	1663
			1178LM-5	-	-	-	-	1047	-	-	1228	1285	1376	1514	1679
			Leather/Mock Leather												
			OVERALL DIMENSIONS			SEAT DIMENSIONS			BACK DIMENSIONS						
			W	D	H	W	D	H	W	H					
			26	23.5	48	21	18	23.5-33.5	20	19-24.25					

DESCRIPTION	FEATURES	MODEL#	STANDARD FABRIC GRADES												
			1	2	3	4	5	6	7	8	9	10	11	12	
 <p>HB Synchro Knee - Tilter w/ Schukra Lumbar COM Yardage: 2 Freight Class: 125 Product Weight (lbs.): 63 Cubic Feet Per Carton: 9.25</p>	Ergonomic Features: A, B, C, D, E, G, H, J, M, N, Q, R, V	RTA 2 	1190-2	1123	1172	1212	1270	1354	1383	1457	1596	1663	1793	1968	2188
			1190LM-2	-	-	-	-	1353	-	-	1596	1671	1792	1976	2195
			Leather/Mock Leather												
			OVERALL DIMENSIONS			SEAT DIMENSIONS			BACK DIMENSIONS						
			W	D	H	W	D	H	W	H					
			26	23.5	45.5	21	18-20.5	16.5-20.5	20	23-28.25					

DESCRIPTION	FEATURES	MODEL#	STANDARD FABRIC GRADES												
			1	2	3	4	5	6	7	8	9	10	11	12	
 <p>HB Multi - Tilter COM Yardage: 2 Freight Class: 125 Product Weight (lbs.): 65 Cubic Feet Per Carton: 9.25</p>	Ergonomic Features: A, B, C, D, E, F, G, H, M, N, Q, S, U	RTA 2 	1190-3	1015	1065	1104	1163	1247	1277	1350	1489	1555	1686	1861	2081
			1190LM-3	-	-	-	-	1245	-	-	1489	1564	1685	1870	2088
			Leather/Mock Leather												
			OVERALL DIMENSIONS			SEAT DIMENSIONS			BACK DIMENSIONS						
			W	D	H	W	D	H	W	H					
			26	23.5	45	21	18-20.5	16-20	20	23-28.25					

DESCRIPTION	FEATURES	MODEL#	STANDARD FABRIC GRADES																																																																											
			1	2	3	4	5	6	7	8	9	10	11	12																																																																
 MB Synchro Knee - Tilter w/ Schukra Lumbar COM Yardage: 1.75 Freight Class: 125 Product Weight (lbs.): 61 Cubic Feet Per Carton: 9.25	 ADJUSTMENTS (1) Tilt tension (2) Pneumatic seat height (6) Seat depth (9) Chair tilt lock (5B) Knee-tilt action (5C) Synchro action Free Float seat	Ergonomic Features: A, B, C, D, E, G, H, J, M, N, Q, R, V	<table border="1"> <tr> <td>1191-2</td> <td>1032</td> <td>1076</td> <td>1111</td> <td>1161</td> <td>1236</td> <td>1262</td> <td>1326</td> <td>1447</td> <td>1506</td> <td>1619</td> <td>1773</td> <td>1965</td> </tr> <tr> <td>1191LM-2</td> <td>-</td> <td>-</td> <td>-</td> <td>-</td> <td>1235</td> <td>-</td> <td>-</td> <td>1447</td> <td>1513</td> <td>1619</td> <td>1780</td> <td>1971</td> </tr> <tr> <td colspan="3">OVERALL DIMENSIONS</td> <td colspan="3">SEAT DIMENSIONS</td> <td colspan="6">BACK DIMENSIONS</td> </tr> <tr> <td>W</td> <td>D</td> <td>H</td> <td>W</td> <td>D</td> <td>H</td> <td>W</td> <td>H</td> <td colspan="5"></td> </tr> <tr> <td>26</td> <td>23.5</td> <td>42.5</td> <td>21</td> <td>18-20.5</td> <td>16-20</td> <td>20</td> <td>23-28.51</td> <td colspan="5"></td> </tr> </table>												1191-2	1032	1076	1111	1161	1236	1262	1326	1447	1506	1619	1773	1965	1191LM-2	-	-	-	-	1235	-	-	1447	1513	1619	1780	1971	OVERALL DIMENSIONS			SEAT DIMENSIONS			BACK DIMENSIONS						W	D	H	W	D	H	W	H						26	23.5	42.5	21	18-20.5	16-20	20	23-28.51					
			1191-2	1032	1076	1111	1161	1236	1262	1326	1447	1506	1619	1773	1965																																																															
			1191LM-2	-	-	-	-	1235	-	-	1447	1513	1619	1780	1971																																																															
			OVERALL DIMENSIONS			SEAT DIMENSIONS			BACK DIMENSIONS																																																																					
W	D	H	W	D	H	W	H																																																																							
26	23.5	42.5	21	18-20.5	16-20	20	23-28.51																																																																							
			<table border="1"> <tr> <td>1191-3</td> <td>921</td> <td>965</td> <td>1001</td> <td>1051</td> <td>1125</td> <td>1151</td> <td>1215</td> <td>1336</td> <td>1396</td> <td>1508</td> <td>1663</td> <td>1854</td> </tr> <tr> <td>1190LM-3</td> <td>-</td> <td>-</td> <td>-</td> <td>-</td> <td>1245</td> <td>-</td> <td>-</td> <td>1489</td> <td>1564</td> <td>1685</td> <td>1870</td> <td>2088</td> </tr> <tr> <td colspan="3">OVERALL DIMENSIONS</td> <td colspan="3">SEAT DIMENSIONS</td> <td colspan="6">BACK DIMENSIONS</td> </tr> <tr> <td>W</td> <td>D</td> <td>H</td> <td>W</td> <td>D</td> <td>H</td> <td>W</td> <td>H</td> <td colspan="5"></td> </tr> <tr> <td>26</td> <td>23.5</td> <td>42</td> <td>21</td> <td>18-20.5</td> <td>16-20</td> <td>20</td> <td>23-28.25</td> <td colspan="5"></td> </tr> </table>												1191-3	921	965	1001	1051	1125	1151	1215	1336	1396	1508	1663	1854	1190LM-3	-	-	-	-	1245	-	-	1489	1564	1685	1870	2088	OVERALL DIMENSIONS			SEAT DIMENSIONS			BACK DIMENSIONS						W	D	H	W	D	H	W	H						26	23.5	42	21	18-20.5	16-20	20	23-28.25					
1191-3	921	965	1001	1051	1125	1151	1215	1336	1396	1508	1663	1854																																																																		
1190LM-3	-	-	-	-	1245	-	-	1489	1564	1685	1870	2088																																																																		
OVERALL DIMENSIONS			SEAT DIMENSIONS			BACK DIMENSIONS																																																																								
W	D	H	W	D	H	W	H																																																																							
26	23.5	42	21	18-20.5	16-20	20	23-28.25																																																																							
			<table border="1"> <tr> <td>1191-3</td> <td>921</td> <td>965</td> <td>1001</td> <td>1051</td> <td>1125</td> <td>1151</td> <td>1215</td> <td>1336</td> <td>1396</td> <td>1508</td> <td>1663</td> <td>1854</td> </tr> <tr> <td>1190LM-3</td> <td>-</td> <td>-</td> <td>-</td> <td>-</td> <td>1245</td> <td>-</td> <td>-</td> <td>1489</td> <td>1564</td> <td>1685</td> <td>1870</td> <td>2088</td> </tr> <tr> <td colspan="3">OVERALL DIMENSIONS</td> <td colspan="3">SEAT DIMENSIONS</td> <td colspan="6">BACK DIMENSIONS</td> </tr> <tr> <td>W</td> <td>D</td> <td>H</td> <td>W</td> <td>D</td> <td>H</td> <td>W</td> <td>H</td> <td colspan="5"></td> </tr> <tr> <td>26</td> <td>23.5</td> <td>42</td> <td>21</td> <td>18-20.5</td> <td>16-20</td> <td>20</td> <td>23-28.25</td> <td colspan="5"></td> </tr> </table>												1191-3	921	965	1001	1051	1125	1151	1215	1336	1396	1508	1663	1854	1190LM-3	-	-	-	-	1245	-	-	1489	1564	1685	1870	2088	OVERALL DIMENSIONS			SEAT DIMENSIONS			BACK DIMENSIONS						W	D	H	W	D	H	W	H						26	23.5	42	21	18-20.5	16-20	20	23-28.25					
1191-3	921	965	1001	1051	1125	1151	1215	1336	1396	1508	1663	1854																																																																		
1190LM-3	-	-	-	-	1245	-	-	1489	1564	1685	1870	2088																																																																		
OVERALL DIMENSIONS			SEAT DIMENSIONS			BACK DIMENSIONS																																																																								
W	D	H	W	D	H	W	H																																																																							
26	23.5	42	21	18-20.5	16-20	20	23-28.25																																																																							
			<table border="1"> <tr> <td>1191-3</td> <td>921</td> <td>965</td> <td>1001</td> <td>1051</td> <td>1125</td> <td>1151</td> <td>1215</td> <td>1336</td> <td>1396</td> <td>1508</td> <td>1663</td> <td>1854</td> </tr> <tr> <td>1190LM-3</td> <td>-</td> <td>-</td> <td>-</td> <td>-</td> <td>1245</td> <td>-</td> <td>-</td> <td>1489</td> <td>1564</td> <td>1685</td> <td>1870</td> <td>2088</td> </tr> <tr> <td colspan="3">OVERALL DIMENSIONS</td> <td colspan="3">SEAT DIMENSIONS</td> <td colspan="6">BACK DIMENSIONS</td> </tr> <tr> <td>W</td> <td>D</td> <td>H</td> <td>W</td> <td>D</td> <td>H</td> <td>W</td> <td>H</td> <td colspan="5"></td> </tr> <tr> <td>26</td> <td>23.5</td> <td>42</td> <td>21</td> <td>18-20.5</td> <td>16-20</td> <td>20</td> <td>23-28.25</td> <td colspan="5"></td> </tr> </table>												1191-3	921	965	1001	1051	1125	1151	1215	1336	1396	1508	1663	1854	1190LM-3	-	-	-	-	1245	-	-	1489	1564	1685	1870	2088	OVERALL DIMENSIONS			SEAT DIMENSIONS			BACK DIMENSIONS						W	D	H	W	D	H	W	H						26	23.5	42	21	18-20.5	16-20	20	23-28.25					
1191-3	921	965	1001	1051	1125	1151	1215	1336	1396	1508	1663	1854																																																																		
1190LM-3	-	-	-	-	1245	-	-	1489	1564	1685	1870	2088																																																																		
OVERALL DIMENSIONS			SEAT DIMENSIONS			BACK DIMENSIONS																																																																								
W	D	H	W	D	H	W	H																																																																							
26	23.5	42	21	18-20.5	16-20	20	23-28.25																																																																							
 MB Multi - Tilter COM Yardage: 1.75 Freight Class: 125 Product Weight (lbs.): 61 Cubic Feet Per Carton: 9.25	 ADJUSTMENTS (1) Tilt tension (2) Pneumatic seat height (3) Back angle (6) Back height* (7) Forward tilt lock (9) Chair tilt lock (5A) Center-tilt action	Ergonomic Features: A, B, C, D, E, F, G, H, M, N, Q, S, U	<table border="1"> <tr> <td>1191-3</td> <td>921</td> <td>965</td> <td>1001</td> <td>1051</td> <td>1125</td> <td>1151</td> <td>1215</td> <td>1336</td> <td>1396</td> <td>1508</td> <td>1663</td> <td>1854</td> </tr> <tr> <td>1190LM-3</td> <td>-</td> <td>-</td> <td>-</td> <td>-</td> <td>1245</td> <td>-</td> <td>-</td> <td>1489</td> <td>1564</td> <td>1685</td> <td>1870</td> <td>2088</td> </tr> <tr> <td colspan="3">OVERALL DIMENSIONS</td> <td colspan="3">SEAT DIMENSIONS</td> <td colspan="6">BACK DIMENSIONS</td> </tr> <tr> <td>W</td> <td>D</td> <td>H</td> <td>W</td> <td>D</td> <td>H</td> <td>W</td> <td>H</td> <td colspan="5"></td> </tr> <tr> <td>26</td> <td>23.5</td> <td>42</td> <td>21</td> <td>18-20.5</td> <td>16-20</td> <td>20</td> <td>23-28.25</td> <td colspan="5"></td> </tr> </table>												1191-3	921	965	1001	1051	1125	1151	1215	1336	1396	1508	1663	1854	1190LM-3	-	-	-	-	1245	-	-	1489	1564	1685	1870	2088	OVERALL DIMENSIONS			SEAT DIMENSIONS			BACK DIMENSIONS						W	D	H	W	D	H	W	H						26	23.5	42	21	18-20.5	16-20	20	23-28.25					
			1191-3	921	965	1001	1051	1125	1151	1215	1336	1396	1508	1663	1854																																																															
			1190LM-3	-	-	-	-	1245	-	-	1489	1564	1685	1870	2088																																																															
			OVERALL DIMENSIONS			SEAT DIMENSIONS			BACK DIMENSIONS																																																																					
W	D	H	W	D	H	W	H																																																																							
26	23.5	42	21	18-20.5	16-20	20	23-28.25																																																																							

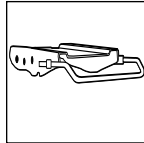
GRANADA® WITH SCHUKRA® LUMBAR



model 3112 (3N)



model 3117 (3N)



Multi-Depth Mechanism


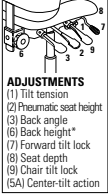


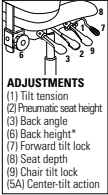

Seat depth option is available on multi-tilter models. (see notes for more details)

STANDARD FEATURES

- Models incorporate a vertical stitch detail in the backrest and a lumbar mechanism which can be adjusted to your desired support level.
- Standard with adjustable height T-arms with curved urethane armcaps (3N) in Black Only.
- Standard with a five-legged, injection molded base with C65 casters.
- Base and frame are available in Black (BK) Only.
- Vari-Width Adapter Plate (WA) standard when ordered with adjustable arms allows an extra 4" of seat width and locks with an easy to use lever.
- All models are shipped partially KD.

OPTIONAL FEATURES

- Optional ballistic nylon outer back fabric, resistant to impact damage, only in Black (BKB), add \$13.00.
- For availability in Vinyl, please contact a Global Sales Representative. Not available in Leather.
- Available with Memory Foam (MF). Add \$76.00.
- Black base with chrome footring (B3) add \$80.00.
- Please refer to "Arms Selection" section of the price book for arm options.
- For hard surface flooring please specify C10R. Add \$47.00.
- For fully assembled in box, please specify SU. Add \$50.00.

DESCRIPTION	FEATURES	MODEL#	STANDARD FABRIC GRADES													
			1	2	3	4	5	6	7	8	9	10	11	12		
 <p>MB Multi - Tilter Plain Back Ratchet Back COM Yardage: 1.50 Freight Class: 150 Product Weight (lbs.): 54 Cubic Feet Per Carton: 9.25</p>	 <p>ADJUSTMENTS (1) Tilt tension (2) Pneumatic seat height (3) Back angle (6) Back height* (7) Forward tilt lock (8) Seat depth (9) Chair tilt lock (5A) Center-tilt action</p>	3112	888	925	955	997	1057	1080	1134	1237	1285	1380	1511	1672		
			OVERALL DIMENSIONS			SEAT DIMENSIONS			BACK DIMENSIONS							
			W	D	H	W	D	H	W	H						
			26	24.5	37.5	20.5	19.5	17.5-21.5	19.5	21						
			RTA 2													
 <p>HB Multi - Tilter COM Yardage: 1.75 Freight Class: 150 Product Weight (lbs.): 56 Cubic Feet Per Carton: 10.50</p>	 <p>ADJUSTMENTS (1) Tilt tension (2) Pneumatic seat height (3) Back angle (6) Back height* (7) Forward tilt lock (8) Seat depth (9) Chair tilt lock (5A) Center-tilt action</p>	3117	986	1028	1064	1113	1184	1211	1275	1393	1449	1563	1712	1901		
			OVERALL DIMENSIONS			SEAT DIMENSIONS			BACK DIMENSIONS							
			W	D	H	W	D	H	W	H						
			26	24.5	43	20.5	19	17.5-21.5	19	25						
			RTA 2													

GRAPHIC™



model 2739



model 2738MB



Optional Base
An optional five-legged, arched steel base in Tungsten finish is available. Specify (TUN). Add \$59.00.

STANDARD FEATURES

- European detailing and a clean slim profile.
- Features a generous compound curved back and seat.
- Three distinctive back styles: upholstered back, perforated black nylon back and a breathable black mesh back.
- Posture back chairs with arms are standard with adjustable height, forward swept arms and "sliding armcaps" (G4).
- (WA) Arm width is standard, providing 2 inches of arm width spacing adjustment on each side of the seat.
- Available in all standard GLOBAL carded fabrics with the EXCEPTION of Station (Grade 1).
- Posture mechanism offers exceptional back support, two position tilt lock adjustment and tilt tension control.
- Standard with a five-legged, injection molded, fiberglass reinforced nylon arched base with C1 casters in Black.

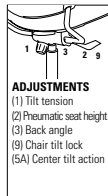
OPTIONAL FEATURES

- For hard surface flooring please specify C9R. Add \$47.00.
- A steel base with Tungsten finish is available at an upcharge. Please specify TUN. Add \$59.00.
- Please refer to "Arms and Casters" section of the price book for arm and caster options.
- For fully assembled in box, please specify SU. Add \$50.00.

DESCRIPTION FEATURES MODEL# STANDARD FABRIC GRADES



Medium Posture Nylon Back Armless
COM Yardage: 1
Freight Class: 250
Product Weight (lbs.): 34
Cubic Feet Per Carton: 9.75

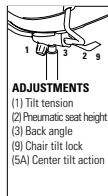


Ergonomic Features:
A, C, G, M, N

MODEL#	STANDARD FABRIC GRADES											
	1	2	3	4	5	6	7	8	9	10	11	12
2736	494	519	538	565	606	620	654	721	753	815	897	1003
2736L Leather	-	-	-	-	-	-	-	766	810	865	956	1060
OVERALL DIMENSIONS			SEAT DIMENSIONS			BACK DIMENSIONS						
W	D	H	W	D	H	W	H					
20	24	36	20	19	16.5-20.5	19	19					



Medium Posture Mesh Back Armless
COM Yardage: 1
Freight Class: 250
Product Weight (lbs.): 34
Cubic Feet Per Carton: 9.75

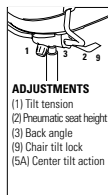


Ergonomic Features:
A, C, G, M, N

MODEL#	STANDARD FABRIC GRADES											
	1	2	3	4	5	6	7	8	9	10	11	12
2736MB	548	574	592	620	661	675	709	776	807	869	952	1058
2736MBL Leather	-	-	-	-	-	-	-	806	849	904	995	1100
OVERALL DIMENSIONS			SEAT DIMENSIONS			BACK DIMENSIONS						
W	D	H	W	D	H	W	H					
20	24	36	20	19	16.5-20.5	19	19					




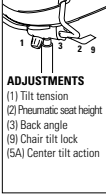


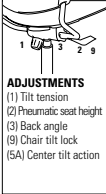


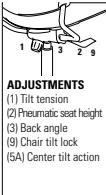


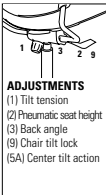


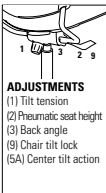

Medium Posture Back - Fully Upholstered Armless
COM Yardage: 1.25
Freight Class: 250
Product Weight (lbs.): 34
Cubic Feet Per Carton: 9.75



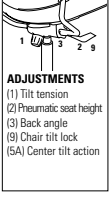


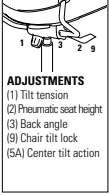


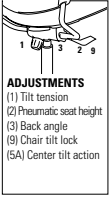



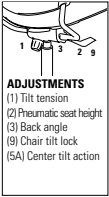



Ergonomic Features:
A, C, G, M, N

MODEL#	STANDARD FABRIC GRADES											
	1	2	3	4	5	6	7	8	9	10	11	12
2737	548	578	601	636	686	704	747	830	870	947	1052	1182
2737L Leather	-	-	-	-	-	-	-	881	935	1002	1117	1247
OVERALL DIMENSIONS			SEAT DIMENSIONS			BACK DIMENSIONS						
W	D	H	W	D	H	W	H					
20	24	36	20	19	16.5-20.5	19	19					



DESCRIPTION	FEATURES	MODEL#	STANDARD FABRIC GRADES																
			1	2	3	4	5	6	7	8	9	10	11	12					
 <p>Medium Posture Nylon Back w/Arms COM Yardage: 1 Freight Class: 150 Product Weight (lbs.):45 Cubic Feet Per Carton: 9.75</p>	 <p>ADJUSTMENTS (1) Tilt tension (2) Pneumatic seat height (3) Back angle (9) Chair tilt lock (5A) Center tilt action</p>	2738	548	573	591	619	659	673	708	775	806	868	951	1057					
		2738L	-	-	-	-	-	-	-	-	852	895	950	1041	1146				
		Leather																	
		OVERALL DIMENSIONS	SEAT DIMENSIONS			BACK DIMENSIONS													
		W	D	H	W	D	H	W	H										
25	24	36	20	19	16.5-20.5	19	19												
			RTA 1																
 <p>Medium Posture Mesh Back w/Arms COM Yardage: 1 Freight Class: 150 Product Weight (lbs.):45 Cubic Feet Per Carton: 9.75</p>	 <p>ADJUSTMENTS (1) Tilt tension (2) Pneumatic seat height (3) Back angle (9) Chair tilt lock (5A) Center tilt action</p>	2738MB	603	629	647	675	715	730	763	830	863	924	1007	1112					
		2738MBL	-	-	-	-	-	-	-	830	863	924	1007	1112					
		Leather																	
		OVERALL DIMENSIONS	SEAT DIMENSIONS			BACK DIMENSIONS													
		W	D	H	W	D	H	W	H										
25	24	36	20	19	16.5-20.5	19	19												
			RTA 1																
 <p>Medium Posture Back - Fully Upholstered w/Arms COM Yardage: 1.25 Freight Class: 150 Product Weight (lbs.):45 Cubic Feet Per Carton: 9.75</p>	 <p>ADJUSTMENTS (1) Tilt tension (2) Pneumatic seat height (3) Back angle (9) Chair tilt lock (5A) Center tilt action</p>	2739	603	633	656	691	741	759	802	885	925	1002	1107	1237					
		2739L	-	-	-	-	-	-	-	972	1026	1094	1207	1338					
		Leather																	
		OVERALL DIMENSIONS	SEAT DIMENSIONS			BACK DIMENSIONS													
		W	D	H	W	D	H	W	H										
25	24	36	20	19	16.5-20.5	19	19												
			RTA 1																
 <p>Medium Posture Stool Nylon Back Armless COM Yardage: 1 Freight Class: 150 Product Weight (lbs.):44 Cubic Feet Per Carton: 9.75</p>	 <p>ADJUSTMENTS (1) Tilt tension (2) Pneumatic seat height (3) Back angle (9) Chair tilt lock (5A) Center tilt action</p>	2746	644	669	689	718	760	775	811	881	915	980	1067	1177					
		2746L	-	-	-	-	-	-	-	934	979	1036	1131	1241					
		Leather																	
		OVERALL DIMENSIONS	SEAT DIMENSIONS			BACK DIMENSIONS													
		W	D	H	W	D	H	W	H										
20	24	46	20	19	23-33	19	19												
			RTA 1																
 <p>Medium Posture Stool Mesh Back Armless COM Yardage: 1 Freight Class: 150 Product Weight (lbs.):45 Cubic Feet Per Carton: 9.75</p>	 <p>ADJUSTMENTS (1) Tilt tension (2) Pneumatic seat height (3) Back angle (9) Chair tilt lock (5A) Center tilt action</p>	2746MB	702	728	747	777	819	832	870	939	973	1038	1126	1236					
		2746MBL	-	-	-	-	-	-	-	980	1025	1082	1178	1288					
		Leather																	
		OVERALL DIMENSIONS	SEAT DIMENSIONS			BACK DIMENSIONS													
		W	D	H	W	D	H	W	H										
20	24	46	20	19	23-33	19	19												
			RTA 1																

DESCRIPTION		FEATURES	MODEL#	STANDARD FABRIC GRADES												
				1	2	3	4	5	6	7	8	9	10	11	12	
 2747	 2747L	 <p>ADJUSTMENTS (1) Tilt tension (2) Pneumatic seat height (3) Back angle (8) Chair tilt lock (5A) Center tilt action</p>	2747	656	687	712	749	801	820	866	952	994	1075	1184	1322	
			2747L	-	-	-	-	-	-	-	-	1010	1067	1137	1259	1396
Medium Posture Stool Back - Fully Upholstered Armless COM Yardage: 1.25 Freight Class: 150 Product Weight (lbs.): 45 Cubic Feet Per Carton: 9.75		Ergonomic Features: A, C, G, M, N	OVERALL DIMENSIONS		SEAT DIMENSIONS			BACK DIMENSIONS								
				W	D	H	W	D	H	W	H					
				20	24	46	20	19	23-33	19	19					
				RTA 1												
	 <p>ADJUSTMENTS (1) Tilt tension (2) Pneumatic seat height (3) Back angle (8) Chair tilt lock (5A) Center tilt action</p>	2748	691	716	736	765	807	822	859	928	962	1027	1114	1224		
		2748L	-	-	-	-	-	-	-	-	1026	1071	1128	1224	1334	
Medium Posture Stool Nylon Back w/Arms COM Yardage: 1 Freight Class: 150 Product Weight (lbs.): 50 Cubic Feet Per Carton: 9.75		Ergonomic Features: A, C, G, H, M, N, Q	OVERALL DIMENSIONS		SEAT DIMENSIONS			BACK DIMENSIONS								
				W	D	H	W	D	H	W	H					
				25	24	46	20	19	23-33	19	19					
				RTA 1												
	 <p>ADJUSTMENTS (1) Tilt tension (2) Pneumatic seat height (3) Back angle (8) Chair tilt lock (5A) Center tilt action</p>	2748MB	750	775	795	824	866	880	917	986	1020	1085	1173	1283		
		2748MBL	-	-	-	-	-	-	-	-	1072	1117	1174	1270	1380	
Medium Posture Stool Mesh Back w/Arms COM Yardage: 1 Freight Class: 150 Product Weight (lbs.): 51 Cubic Feet Per Carton: 9.75		Ergonomic Features: A, C, G, H, M, N, Q	OVERALL DIMENSIONS		SEAT DIMENSIONS			BACK DIMENSIONS								
				W	D	H	W	D	H	W	H					
				25	24	46	20	19	23-33	19	19					
				RTA 1												
 2749	 2749L	 <p>ADJUSTMENTS (1) Tilt tension (2) Pneumatic seat height (3) Back angle (8) Chair tilt lock (5A) Center tilt action</p>	2749	746	777	802	839	891	910	956	1042	1084	1166	1275	1412	
			2749L	-	-	-	-	-	-	-	-	1148	1204	1275	1396	1531
Medium Posture Stool Back - Fully Upholstered w/Arms COM Yardage: 1.25 Freight Class: 150 Product Weight (lbs.): 52 Cubic Feet Per Carton: 9.75		Ergonomic Features: A, C, G, H, M, N, Q	OVERALL DIMENSIONS		SEAT DIMENSIONS			BACK DIMENSIONS								
				W	D	H	W	D	H	W	H					
				25	24	46	20	19	23-33	19	19					
				RTA 1												

KATE®



model 2811-4

model 2811-8


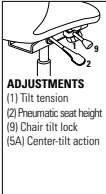

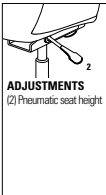


STANDARD FEATURES

- A contemporary, yet retro series featuring sculpted seat and back cushions.
- Fully upholstered closed arms offer a unique style and function in the workplace.
- Models are standard with a five legged Polished Aluminum base.
- C10 casters are standard.



OPTIONAL FEATURES

- An optional Black injection molded base is available at no upcharge, please specify (BK).
- There are no caster options for this series. C7 glides can be specified at no upcharge.
- Available in grades 3-14, Fabric, Vinyl and Leather.
- For hard surface flooring please specify C10R. Add \$42.00.
- For fully assembled in box, please specify SU. Add \$50.00.

DESCRIPTION	FEATURES	MODEL#	STANDARD FABRIC GRADES																																																																																																																					
			1	2	3	4	5	6	7	8	9	10	11	12																																																																																																										
 <p>MB Tilter COM Yardage: 3.75 Freight Class: 250 Product Weight (lbs.): 45 Cubic Feet Per Carton: 15.50</p>	 <p>ADJUSTMENTS (1) Tilt tension (2) Pneumatic seat height (9) Chair tilt lock (5A) Center-tilt action</p>	<p>Ergonomic Features: A, B, C, N</p>	<table border="1"> <thead> <tr> <th>MODEL#</th><th>1</th><th>2</th><th>3</th><th>4</th><th>5</th><th>6</th><th>7</th><th>8</th><th>9</th><th>10</th><th>11</th><th>12</th></tr> </thead> <tbody> <tr> <td>2811-4</td><td>907</td><td>998</td><td>1072</td><td>1182</td><td>1339</td><td>1396</td><td>1532</td><td>1794</td><td>1920</td><td>2162</td><td>2492</td><td>2902</td></tr> <tr> <td>2811LM-4</td><td>-</td><td>-</td><td>-</td><td>-</td><td>1305</td><td>-</td><td>-</td><td>1760</td><td>1900</td><td>2128</td><td>2473</td><td>2885</td></tr> <tr> <td colspan="13">Leather/Mock Leather</td></tr> <tr> <td colspan="3"></td> <td colspan="3">OVERALL DIMENSIONS</td> <td colspan="3">SEAT DIMENSIONS</td> <td colspan="3">BACK DIMENSIONS</td> <td colspan="3"></td> </tr> <tr> <td colspan="3"></td> <td>W</td><td>D</td><td>H</td> <td>W</td><td>D</td><td>H</td> <td>W</td><td>H</td> <td colspan="2"></td> </tr> <tr> <td colspan="3"></td> <td>26</td><td>24.5</td><td>33</td> <td>17.5</td><td>18</td><td>17.5-21.50</td> <td>19</td><td>15.5</td> <td colspan="2"></td> </tr> <tr> <td colspan="3"></td> <td colspan="10" style="text-align: center;">RTA 00</td> </tr> </tbody> </table>												MODEL#	1	2	3	4	5	6	7	8	9	10	11	12	2811-4	907	998	1072	1182	1339	1396	1532	1794	1920	2162	2492	2902	2811LM-4	-	-	-	-	1305	-	-	1760	1900	2128	2473	2885	Leather/Mock Leather																OVERALL DIMENSIONS			SEAT DIMENSIONS			BACK DIMENSIONS									W	D	H	W	D	H	W	H						26	24.5	33	17.5	18	17.5-21.50	19	15.5						RTA 00									
			MODEL#	1	2	3	4	5	6	7	8	9	10	11	12																																																																																																									
			2811-4	907	998	1072	1182	1339	1396	1532	1794	1920	2162	2492	2902																																																																																																									
			2811LM-4	-	-	-	-	1305	-	-	1760	1900	2128	2473	2885																																																																																																									
Leather/Mock Leather																																																																																																																								
			OVERALL DIMENSIONS			SEAT DIMENSIONS			BACK DIMENSIONS																																																																																																															
			W	D	H	W	D	H	W	H																																																																																																														
			26	24.5	33	17.5	18	17.5-21.50	19	15.5																																																																																																														
			RTA 00																																																																																																																					
 <p>MB Swivel COM Yardage: 3.75 Freight Class: 250 Product Weight (lbs.): 41 Cubic Feet Per Carton: 15.50</p>	 <p>ADJUSTMENTS (2) Pneumatic seat height</p>	<p>Ergonomic Features: C, N</p>	<table border="1"> <thead> <tr> <th>MODEL#</th><th>1</th><th>2</th><th>3</th><th>4</th><th>5</th><th>6</th><th>7</th><th>8</th><th>9</th><th>10</th><th>11</th><th>12</th></tr> </thead> <tbody> <tr> <td>2811-8</td><td>876</td><td>969</td><td>1043</td><td>1153</td><td>1310</td><td>1367</td><td>1504</td><td>1766</td><td>1891</td><td>2133</td><td>2463</td><td>2873</td></tr> <tr> <td>2811LM-8</td><td>-</td><td>-</td><td>-</td><td>-</td><td>1271</td><td>-</td><td>-</td><td>1726</td><td>1866</td><td>2095</td><td>2440</td><td>2850</td></tr> <tr> <td colspan="13">Leather/Mock Leather</td></tr> <tr> <td colspan="3"></td> <td colspan="3">OVERALL DIMENSIONS</td> <td colspan="3">SEAT DIMENSIONS</td> <td colspan="3">BACK DIMENSIONS</td> <td colspan="3"></td> </tr> <tr> <td colspan="3"></td> <td>W</td><td>D</td><td>H</td> <td>W</td><td>D</td><td>H</td> <td>W</td><td>H</td> <td colspan="2"></td> </tr> <tr> <td colspan="3"></td> <td>26</td><td>24.5</td><td>33</td> <td>17.5</td><td>18</td><td>17.5-21.50</td> <td>19</td><td>15.5</td> <td colspan="2"></td> </tr> <tr> <td colspan="3"></td> <td colspan="10" style="text-align: center;">RTA 00</td> </tr> </tbody> </table>												MODEL#	1	2	3	4	5	6	7	8	9	10	11	12	2811-8	876	969	1043	1153	1310	1367	1504	1766	1891	2133	2463	2873	2811LM-8	-	-	-	-	1271	-	-	1726	1866	2095	2440	2850	Leather/Mock Leather																OVERALL DIMENSIONS			SEAT DIMENSIONS			BACK DIMENSIONS									W	D	H	W	D	H	W	H						26	24.5	33	17.5	18	17.5-21.50	19	15.5						RTA 00									
			MODEL#	1	2	3	4	5	6	7	8	9	10	11	12																																																																																																									
			2811-8	876	969	1043	1153	1310	1367	1504	1766	1891	2133	2463	2873																																																																																																									
			2811LM-8	-	-	-	-	1271	-	-	1726	1866	2095	2440	2850																																																																																																									
Leather/Mock Leather																																																																																																																								
			OVERALL DIMENSIONS			SEAT DIMENSIONS			BACK DIMENSIONS																																																																																																															
			W	D	H	W	D	H	W	H																																																																																																														
			26	24.5	33	17.5	18	17.5-21.50	19	15.5																																																																																																														
			RTA 00																																																																																																																					
 <p>Armchair COM Yardage: 3.75 Freight Class: 250 Product Weight (lbs.): 42 Cubic Feet Per Carton: 15.50</p>	<p>Ergonomic Features: N</p>	<table border="1"> <thead> <tr> <th>MODEL#</th><th>1</th><th>2</th><th>3</th><th>4</th><th>5</th><th>6</th><th>7</th><th>8</th><th>9</th><th>10</th><th>11</th><th>12</th></tr> </thead> <tbody> <tr> <td>2813</td><td>991</td><td>1079</td><td>1150</td><td>1254</td><td>1404</td><td>1457</td><td>1588</td><td>1837</td><td>1957</td><td>2188</td><td>2501</td><td>2893</td></tr> <tr> <td>2813LM</td><td>-</td><td>-</td><td>-</td><td>-</td><td>1406</td><td>-</td><td>-</td><td>1840</td><td>-</td><td>2190</td><td>2519</td><td>2910</td></tr> <tr> <td colspan="13">Leather/Mock Leather</td></tr> <tr> <td colspan="3"></td> <td colspan="3">OVERALL DIMENSIONS</td> <td colspan="3">SEAT DIMENSIONS</td> <td colspan="3">BACK DIMENSIONS</td> <td colspan="3"></td> </tr> <tr> <td colspan="3"></td> <td>W</td><td>D</td><td>H</td> <td>W</td><td>D</td><td>H</td> <td>W</td><td>H</td> <td colspan="2"></td> </tr> <tr> <td colspan="3"></td> <td>26.5</td><td>26.5</td><td>33.5</td> <td>17.5</td><td>18</td><td>18</td> <td>19</td><td>15.5</td> <td colspan="2"></td> </tr> <tr> <td colspan="3"></td> <td colspan="10" style="text-align: center;">RTA 00</td> </tr> </tbody> </table>												MODEL#	1	2	3	4	5	6	7	8	9	10	11	12	2813	991	1079	1150	1254	1404	1457	1588	1837	1957	2188	2501	2893	2813LM	-	-	-	-	1406	-	-	1840	-	2190	2519	2910	Leather/Mock Leather																OVERALL DIMENSIONS			SEAT DIMENSIONS			BACK DIMENSIONS									W	D	H	W	D	H	W	H						26.5	26.5	33.5	17.5	18	18	19	15.5						RTA 00										
		MODEL#	1	2	3	4	5	6	7	8	9	10	11	12																																																																																																										
		2813	991	1079	1150	1254	1404	1457	1588	1837	1957	2188	2501	2893																																																																																																										
		2813LM	-	-	-	-	1406	-	-	1840	-	2190	2519	2910																																																																																																										
Leather/Mock Leather																																																																																																																								
			OVERALL DIMENSIONS			SEAT DIMENSIONS			BACK DIMENSIONS																																																																																																															
			W	D	H	W	D	H	W	H																																																																																																														
			26.5	26.5	33.5	17.5	18	18	19	15.5																																																																																																														
			RTA 00																																																																																																																					
 <p>Ottoman COM Yardage: 1.50 Freight Class: 250 Product Weight (lbs.): 22 Cubic Feet Per Carton: 6</p>	<p>Ergonomic Features: N</p>	<table border="1"> <thead> <tr> <th>MODEL#</th><th>1</th><th>2</th><th>3</th><th>4</th><th>5</th><th>6</th><th>7</th><th>8</th><th>9</th><th>10</th><th>11</th><th>12</th></tr> </thead> <tbody> <tr> <td>2814</td><td>620</td><td>656</td><td>684</td><td>726</td><td>785</td><td>807</td><td>859</td><td>959</td><td>1007</td><td>1099</td><td>1224</td><td>1381</td></tr> <tr> <td>2814LM</td><td>-</td><td>-</td><td>-</td><td>-</td><td>786</td><td>-</td><td>-</td><td>960</td><td>-</td><td>1100</td><td>1232</td><td>1388</td></tr> <tr> <td colspan="13">Leather/Mock Leather</td></tr> <tr> <td colspan="3"></td> <td colspan="3">OVERALL DIMENSIONS</td> <td colspan="3">SEAT DIMENSIONS</td> <td colspan="3">BACK DIMENSIONS</td> <td colspan="3"></td> </tr> <tr> <td colspan="3"></td> <td>W</td><td>D</td><td>H</td> <td>W</td><td>D</td><td>H</td> <td>W</td><td>H</td> <td colspan="2"></td> </tr> <tr> <td colspan="3"></td> <td>23.5</td><td>18.75</td><td>17.75</td> <td>20.5</td><td>18.5</td><td>17-22</td> <td>20</td><td>21</td> <td colspan="2"></td> </tr> <tr> <td colspan="3"></td> <td colspan="10" style="text-align: center;">RTA 00</td> </tr> </tbody> </table>												MODEL#	1	2	3	4	5	6	7	8	9	10	11	12	2814	620	656	684	726	785	807	859	959	1007	1099	1224	1381	2814LM	-	-	-	-	786	-	-	960	-	1100	1232	1388	Leather/Mock Leather																OVERALL DIMENSIONS			SEAT DIMENSIONS			BACK DIMENSIONS									W	D	H	W	D	H	W	H						23.5	18.75	17.75	20.5	18.5	17-22	20	21						RTA 00										
		MODEL#	1	2	3	4	5	6	7	8	9	10	11	12																																																																																																										
		2814	620	656	684	726	785	807	859	959	1007	1099	1224	1381																																																																																																										
		2814LM	-	-	-	-	786	-	-	960	-	1100	1232	1388																																																																																																										
Leather/Mock Leather																																																																																																																								
			OVERALL DIMENSIONS			SEAT DIMENSIONS			BACK DIMENSIONS																																																																																																															
			W	D	H	W	D	H	W	H																																																																																																														
			23.5	18.75	17.75	20.5	18.5	17-22	20	21																																																																																																														
			RTA 00																																																																																																																					

LOOVER



model 2660-8



model 2660-3



Memory Foam
Available, use code "MF" and Add \$76.00.



model 2661-8



model 2662-3

STANDARD FEATURES

- Global's first chair to feature a Weight Sensing Synchro-Tilter mechanism that requires no tilt tension adjustment.
- A live lumbar support is incorporated into the back design which is height adjustable via a concealed ratchet system, offering a 2.25" height adjustment.
- Standard with Global's high quality Soft Descent™ Pneumatic lift which slowly and gently lowers the seat height of the chair making it easy to obtain exactly the right seat height you desire.
- Side activated sliding seat depth adjustment, (MD) is standard on for Mutil-Tilters, Synchro-Tilters, and Weight Sensing Synchro-Tilter. Provides 2"-3" of seat depth adjustment.
- Height and width (WA) adjustable G5 lockable arms. Armcaps are soft to the touch Self Skinned Urethane, depth adjustable (slide forward and backward) movements can be locked to avoid unintentional movement). Armcaps also articulate inwards and outwards 30° to aim toward the keyboard or mouse arena.

- Vari-Width (WA) Width Adjustable Arm Extensions are standard, allowing the arms to move away from the seat by 2" on each side to allow space if desired for broader hip widths.
- Five legged, injection molded, fiberglass reinforced, Nylon medium rise base B7B with C1 dual wheel casters.

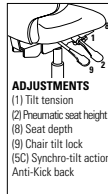
OPTIONAL FEATURES

- There are 24 "Vue" mesh colors to choose from for the back of the chair.
- Petite models are available at no upcharge. Please specify P. Seat is overall 1 inch smaller in depth and 1.5 inch smaller in width. Model numbers are listed below.
- Available with Memory Foam (MF). Add \$76.00.
- Optional polished Aluminum base (B7A) Please specify ALU base. Add \$110.00.
- For hard surface flooring casters, please specify C9R. Add \$47.00.
- Upholstery is available in Fabric, Vinyl or Leather with the EXCEPTION of Jenny and Pebbles.
- Please refer to "Arms Selection" section of the price book for arm options.
- For fully assembled in box, please specify SU. Add \$50.00.

DESCRIPTION FEATURES MODEL# STANDARD FABRIC GRADES



Extended HB Synchro - Tilter w/Back Angle Adjustment
COM Yardage: 1
Freight Class: 125
Product Weight (lbs.): 66
Cubic Feet Per Carton: 11



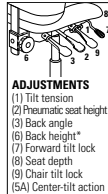
ADJUSTMENTS
(1) Tilt tension
(2) Pneumatic seat height
(6) Seat depth
(9) Chair tilt lock
(5C) Synchro-tilt action
Anti-Kick back

Ergonomic Features:
A, B, C, D, E, G, H, L, M, N, Q, R, U

MODEL#	STANDARD FABRIC GRADES											
	1	2	3	4	5	6	7	8	9	10	11	12
2660-0	779	804	823	851	891	904	940	1006	1038	1100	1183	1288
2660P-0 Small seat												
2660L-0 Leather	-	-	-	-	-	-	-	1001	1043	1098	1189	1293
2660PL-0 Leather/Small seat												
OVERALL DIMENSIONS			SEAT DIMENSIONS			BACK DIMENSIONS						
W	D	H	W	D	H	W	H					
25.5	25	45	20	19-21.5	16.25-20.25	19.5	26.5-29					



Extended HB Multi Tilter
COM Yardage: 1
Freight Class: 125
Product Weight (lbs.): 68
Cubic Feet Per Carton: 11



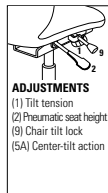
ADJUSTMENTS
(1) Tilt tension
(2) Pneumatic seat height
(3) Back angle
(6) Back height*
(7) Forward tilt lock
(8) Seat depth
(9) Chair tilt lock
(5A) Center-tilt action

Ergonomic Features:
A, B, C, D, E, F, G, H, M, N, Q, R, S, U

MODEL#	STANDARD FABRIC GRADES											
	1	2	3	4	5	6	7	8	9	10	11	12
2660-3	779	804	823	851	891	904	940	1006	1038	1100	1183	1288
2660P-3 Small seat												
2660L-3 Leather	-	-	-	-	-	-	-	1001	1043	1098	1189	1293
2660PL-3 Leather/Small seat												
OVERALL DIMENSIONS			SEAT DIMENSIONS			BACK DIMENSIONS						
W	D	H	W	D	H	W	H					
25.5	25	45.5	20	19-21.5	16-20	19.5	26.5-29					



Extended HB Tilter
COM Yardage: 1
Freight Class: 150
Product Weight (lbs.): 62
Cubic Feet Per Carton: 11


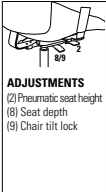


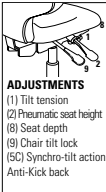


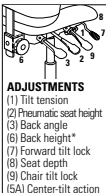


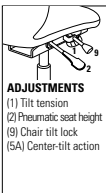


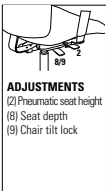




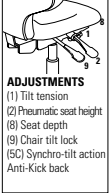
ADJUSTMENTS
(1) Tilt tension
(2) Pneumatic seat height
(9) Chair tilt lock
(5A) Center-tilt action


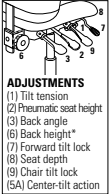
Ergonomic Features:
A, B, C, D, H, M, N, Q, R, S, U


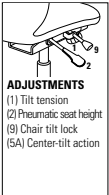
MODEL#	STANDARD FABRIC GRADES											
	1	2	3	4	5	6	7	8	9	10	11	12
2660-4	680	704	723	751	791	804	840	905	938	1000	1083	1188
2660P-4 Small seat												
2660L-4 Leather	-	-	-	-	-	-	-	900	943	997	1089	1194
2660PL-4 Leather/Small seat												
OVERALL DIMENSIONS			SEAT DIMENSIONS			BACK DIMENSIONS						
W	D	H	W	D	H	W	H					
25.5	25	45.5	20	19-20	16-20	19.5	26.5-29					


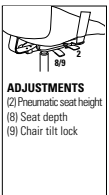



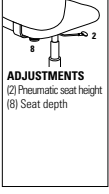
DESCRIPTION	FEATURES	MODEL#	STANDARD FABRIC GRADES																																																																																																																
			1	2	3	4	5	6	7	8	9	10	11	12																																																																																																					
 <p>Extended HB Weight Sensing Synchro - Tilter COM Yardage: 1 Freight Class: 125 Product Weight (lbs.): 66 Cubic Feet Per Carton: 11</p>	 <p>ADJUSTMENTS (2) Pneumatic seat height (8) Seat depth (9) Chair tilt lock</p>	<p>Ergonomic Features: A, B, C, D, E, H, L, M, N, Q, R, U</p>	<table border="1"> <tr> <td></td><td>1</td><td>2</td><td>3</td><td>4</td><td>5</td><td>6</td><td>7</td><td>8</td><td>9</td><td>10</td><td>11</td><td>12</td> </tr> <tr> <td>2660-8</td><td>779</td><td>804</td><td>823</td><td>851</td><td>891</td><td>904</td><td>940</td><td>1006</td><td>1038</td><td>1100</td><td>1183</td><td>1288</td> </tr> <tr> <td>2660P-8 Small Seat</td><td></td><td></td><td></td><td></td><td></td><td></td><td></td><td></td><td></td><td></td><td></td><td></td> </tr> <tr> <td>2660L-8 Leather</td><td>-</td><td>-</td><td>-</td><td>-</td><td>-</td><td>-</td><td>-</td><td>1001</td><td>1043</td><td>1098</td><td>1189</td><td>1293</td> </tr> <tr> <td>2660PL-8 Leather/Small Seat</td><td></td><td></td><td></td><td></td><td></td><td></td><td></td><td></td><td></td><td></td><td></td><td></td> </tr> <tr> <td colspan="3">OVERALL DIMENSIONS</td> <td colspan="3">SEAT DIMENSIONS</td> <td colspan="6">BACK DIMENSIONS</td> </tr> <tr> <td colspan="3">W D H</td> <td colspan="3">W D H</td> <td colspan="6">W H</td> </tr> <tr> <td colspan="3">25.5 25 45.5</td> <td colspan="3">20 19-21.5 16-20</td> <td colspan="6">19.5 25-27.5</td> </tr> </table>													1	2	3	4	5	6	7	8	9	10	11	12	2660-8	779	804	823	851	891	904	940	1006	1038	1100	1183	1288	2660P-8 Small Seat													2660L-8 Leather	-	-	-	-	-	-	-	1001	1043	1098	1189	1293	2660PL-8 Leather/Small Seat													OVERALL DIMENSIONS			SEAT DIMENSIONS			BACK DIMENSIONS						W D H			W D H			W H						25.5 25 45.5			20 19-21.5 16-20			19.5 25-27.5					
				1	2	3	4	5	6	7	8	9	10	11	12																																																																																																				
			2660-8	779	804	823	851	891	904	940	1006	1038	1100	1183	1288																																																																																																				
			2660P-8 Small Seat																																																																																																																
2660L-8 Leather	-	-	-	-	-	-	-	1001	1043	1098	1189	1293																																																																																																							
2660PL-8 Leather/Small Seat																																																																																																																			
OVERALL DIMENSIONS			SEAT DIMENSIONS			BACK DIMENSIONS																																																																																																													
W D H			W D H			W H																																																																																																													
25.5 25 45.5			20 19-21.5 16-20			19.5 25-27.5																																																																																																													
<p>RTA 2 </p>																																																																																																																			
 <p>HB Synchro - Tilter w/Back Angle Adjustment COM Yardage: 1 Freight Class: 125 Product Weight (lbs.): 66 Cubic Feet Per Carton: 10.50</p>	 <p>ADJUSTMENTS (1) Tilt tension (2) Pneumatic seat height (8) Seat depth (9) Chair tilt lock (5C) Synchro-tilt action Anti-Kick back</p>	<p>Ergonomic Features: A, B, C, D, E, G, H, L, M, N, Q, R, U</p>	<table border="1"> <tr> <td></td><td>1</td><td>2</td><td>3</td><td>4</td><td>5</td><td>6</td><td>7</td><td>8</td><td>9</td><td>10</td><td>11</td><td>12</td> </tr> <tr> <td>2661-0</td><td>727</td><td>751</td><td>770</td><td>798</td><td>838</td><td>851</td><td>887</td><td>952</td><td>985</td><td>1047</td><td>1130</td><td>1235</td> </tr> <tr> <td>2661P-0 Small Seat</td><td></td><td></td><td></td><td></td><td></td><td></td><td></td><td></td><td></td><td></td><td></td><td></td> </tr> <tr> <td>2661L-0 Leather</td><td>-</td><td>-</td><td>-</td><td>-</td><td>-</td><td>-</td><td>-</td><td>940</td><td>983</td><td>1037</td><td>1128</td><td>1233</td> </tr> <tr> <td>2661PL-0 Leather/Small Seat</td><td></td><td></td><td></td><td></td><td></td><td></td><td></td><td></td><td></td><td></td><td></td><td></td> </tr> <tr> <td colspan="3">OVERALL DIMENSIONS</td> <td colspan="3">SEAT DIMENSIONS</td> <td colspan="6">BACK DIMENSIONS</td> </tr> <tr> <td colspan="3">W D H</td> <td colspan="3">W D H</td> <td colspan="6">W H</td> </tr> <tr> <td colspan="3">25.5 25 42</td> <td colspan="3">20 19-21.5 16-20</td> <td colspan="6">19.5 25-27.5</td> </tr> </table>													1	2	3	4	5	6	7	8	9	10	11	12	2661-0	727	751	770	798	838	851	887	952	985	1047	1130	1235	2661P-0 Small Seat													2661L-0 Leather	-	-	-	-	-	-	-	940	983	1037	1128	1233	2661PL-0 Leather/Small Seat													OVERALL DIMENSIONS			SEAT DIMENSIONS			BACK DIMENSIONS						W D H			W D H			W H						25.5 25 42			20 19-21.5 16-20			19.5 25-27.5					
				1	2	3	4	5	6	7	8	9	10	11	12																																																																																																				
			2661-0	727	751	770	798	838	851	887	952	985	1047	1130	1235																																																																																																				
			2661P-0 Small Seat																																																																																																																
2661L-0 Leather	-	-	-	-	-	-	-	940	983	1037	1128	1233																																																																																																							
2661PL-0 Leather/Small Seat																																																																																																																			
OVERALL DIMENSIONS			SEAT DIMENSIONS			BACK DIMENSIONS																																																																																																													
W D H			W D H			W H																																																																																																													
25.5 25 42			20 19-21.5 16-20			19.5 25-27.5																																																																																																													
<p>RTA 2 </p>																																																																																																																			
 <p>HB Multi - Tilter COM Yardage: 1 Freight Class: 125 Product Weight (lbs.): 68 Cubic Feet Per Carton: 10.50</p>	 <p>ADJUSTMENTS (1) Tilt Tension (2) Pneumatic seat height (3) Back angle (6) Back height (7) Forward tilt lock (8) Seat depth (9) Chair tilt lock (5A) Center-tilt action</p>	<p>Ergonomic Features: A, B, C, D, E, F, G, H, M, N, Q, R, S, U</p>	<table border="1"> <tr> <td></td><td>1</td><td>2</td><td>3</td><td>4</td><td>5</td><td>6</td><td>7</td><td>8</td><td>9</td><td>10</td><td>11</td><td>12</td> </tr> <tr> <td>2661-3</td><td>727</td><td>751</td><td>770</td><td>798</td><td>838</td><td>851</td><td>887</td><td>952</td><td>985</td><td>1047</td><td>1130</td><td>1235</td> </tr> <tr> <td>2661P-3 Small Seat</td><td></td><td></td><td></td><td></td><td></td><td></td><td></td><td></td><td></td><td></td><td></td><td></td> </tr> <tr> <td>2661L-3 Leather</td><td>-</td><td>-</td><td>-</td><td>-</td><td>-</td><td>-</td><td>-</td><td>940</td><td>983</td><td>1037</td><td>1128</td><td>1233</td> </tr> <tr> <td>2661PL-3 Leather/Small Seat</td><td></td><td></td><td></td><td></td><td></td><td></td><td></td><td></td><td></td><td></td><td></td><td></td> </tr> <tr> <td colspan="3">OVERALL DIMENSIONS</td> <td colspan="3">SEAT DIMENSIONS</td> <td colspan="6">BACK DIMENSIONS</td> </tr> <tr> <td colspan="3">W D H</td> <td colspan="3">W D H</td> <td colspan="6">W H</td> </tr> <tr> <td colspan="3">25.5 25 42.5</td> <td colspan="3">20 19-21.5 16-20</td> <td colspan="6">19.5 25-27.5</td> </tr> </table>													1	2	3	4	5	6	7	8	9	10	11	12	2661-3	727	751	770	798	838	851	887	952	985	1047	1130	1235	2661P-3 Small Seat													2661L-3 Leather	-	-	-	-	-	-	-	940	983	1037	1128	1233	2661PL-3 Leather/Small Seat													OVERALL DIMENSIONS			SEAT DIMENSIONS			BACK DIMENSIONS						W D H			W D H			W H						25.5 25 42.5			20 19-21.5 16-20			19.5 25-27.5					
				1	2	3	4	5	6	7	8	9	10	11	12																																																																																																				
			2661-3	727	751	770	798	838	851	887	952	985	1047	1130	1235																																																																																																				
			2661P-3 Small Seat																																																																																																																
2661L-3 Leather	-	-	-	-	-	-	-	940	983	1037	1128	1233																																																																																																							
2661PL-3 Leather/Small Seat																																																																																																																			
OVERALL DIMENSIONS			SEAT DIMENSIONS			BACK DIMENSIONS																																																																																																													
W D H			W D H			W H																																																																																																													
25.5 25 42.5			20 19-21.5 16-20			19.5 25-27.5																																																																																																													
<p>RTA 2 </p>																																																																																																																			
 <p>HB Tilter COM Yardage: 1 Freight Class: 150 Product Weight (lbs.): 62 Cubic Feet Per Carton: 10.50</p>	 <p>ADJUSTMENTS (1) Tilt tension (2) Pneumatic seat height (9) Chair tilt lock (5A) Center-tilt action</p>	<p>Ergonomic Features: A, B, C, D, H, M, N, Q, R, S, U</p>	<table border="1"> <tr> <td></td><td>1</td><td>2</td><td>3</td><td>4</td><td>5</td><td>6</td><td>7</td><td>8</td><td>9</td><td>10</td><td>11</td><td>12</td> </tr> <tr> <td>2661-4</td><td>638</td><td>662</td><td>681</td><td>709</td><td>749</td><td>762</td><td>798</td><td>864</td><td>896</td><td>958</td><td>1041</td><td>1146</td> </tr> <tr> <td>2661P-4 Small Seat</td><td></td><td></td><td></td><td></td><td></td><td></td><td></td><td></td><td></td><td></td><td></td><td></td> </tr> <tr> <td>2661L-4 Leather</td><td>-</td><td>-</td><td>-</td><td>-</td><td>-</td><td>-</td><td>-</td><td>852</td><td>895</td><td>949</td><td>1041</td><td>1145</td> </tr> <tr> <td>2661PL-4 Leather/Small Seat</td><td></td><td></td><td></td><td></td><td></td><td></td><td></td><td></td><td></td><td></td><td></td><td></td> </tr> <tr> <td colspan="3">OVERALL DIMENSIONS</td> <td colspan="3">SEAT DIMENSIONS</td> <td colspan="6">BACK DIMENSIONS</td> </tr> <tr> <td colspan="3">W D H</td> <td colspan="3">W D H</td> <td colspan="6">W H</td> </tr> <tr> <td colspan="3">25.5 25 42.5</td> <td colspan="3">20 19-20 16-20</td> <td colspan="6">19.5 25-27.5</td> </tr> </table>													1	2	3	4	5	6	7	8	9	10	11	12	2661-4	638	662	681	709	749	762	798	864	896	958	1041	1146	2661P-4 Small Seat													2661L-4 Leather	-	-	-	-	-	-	-	852	895	949	1041	1145	2661PL-4 Leather/Small Seat													OVERALL DIMENSIONS			SEAT DIMENSIONS			BACK DIMENSIONS						W D H			W D H			W H						25.5 25 42.5			20 19-20 16-20			19.5 25-27.5					
				1	2	3	4	5	6	7	8	9	10	11	12																																																																																																				
			2661-4	638	662	681	709	749	762	798	864	896	958	1041	1146																																																																																																				
			2661P-4 Small Seat																																																																																																																
2661L-4 Leather	-	-	-	-	-	-	-	852	895	949	1041	1145																																																																																																							
2661PL-4 Leather/Small Seat																																																																																																																			
OVERALL DIMENSIONS			SEAT DIMENSIONS			BACK DIMENSIONS																																																																																																													
W D H			W D H			W H																																																																																																													
25.5 25 42.5			20 19-20 16-20			19.5 25-27.5																																																																																																													
<p>RTA 2 </p>																																																																																																																			
 <p>HB Weight Sensing Synchro - Tilter COM Yardage: 1 Freight Class: 125 Product Weight (lbs.): 66 Cubic Feet Per Carton: 10.50</p>	 <p>ADJUSTMENTS (2) Pneumatic seat height (8) Seat depth (9) Chair tilt lock</p>	<p>Ergonomic Features: A, B, C, D, E, H, L, M, N, Q, R, U</p>	<table border="1"> <tr> <td></td><td>1</td><td>2</td><td>3</td><td>4</td><td>5</td><td>6</td><td>7</td><td>8</td><td>9</td><td>10</td><td>11</td><td>12</td> </tr> <tr> <td>2661-8</td><td>727</td><td>751</td><td>770</td><td>798</td><td>838</td><td>851</td><td>887</td><td>952</td><td>985</td><td>1047</td><td>1130</td><td>1235</td> </tr> <tr> <td>2661P-8 Small Seat</td><td></td><td></td><td></td><td></td><td></td><td></td><td></td><td></td><td></td><td></td><td></td><td></td> </tr> <tr> <td>2661L-8 Leather</td><td>-</td><td>-</td><td>-</td><td>-</td><td>-</td><td>-</td><td>-</td><td>940</td><td>983</td><td>1037</td><td>1128</td><td>1233</td> </tr> <tr> <td>2661PL-8 Leather/Small Seat</td><td></td><td></td><td></td><td></td><td></td><td></td><td></td><td></td><td></td><td></td><td></td><td></td> </tr> <tr> <td colspan="3">OVERALL DIMENSIONS</td> <td colspan="3">SEAT DIMENSIONS</td> <td colspan="6">BACK DIMENSIONS</td> </tr> <tr> <td colspan="3">W D H</td> <td colspan="3">W D H</td> <td colspan="6">W H</td> </tr> <tr> <td colspan="3">25.5 24 42.5</td> <td colspan="3">20 17.5-19.5 16-20</td> <td colspan="6">19.5 25-27.5</td> </tr> </table>													1	2	3	4	5	6	7	8	9	10	11	12	2661-8	727	751	770	798	838	851	887	952	985	1047	1130	1235	2661P-8 Small Seat													2661L-8 Leather	-	-	-	-	-	-	-	940	983	1037	1128	1233	2661PL-8 Leather/Small Seat													OVERALL DIMENSIONS			SEAT DIMENSIONS			BACK DIMENSIONS						W D H			W D H			W H						25.5 24 42.5			20 17.5-19.5 16-20			19.5 25-27.5					
				1	2	3	4	5	6	7	8	9	10	11	12																																																																																																				
			2661-8	727	751	770	798	838	851	887	952	985	1047	1130	1235																																																																																																				
			2661P-8 Small Seat																																																																																																																
2661L-8 Leather	-	-	-	-	-	-	-	940	983	1037	1128	1233																																																																																																							
2661PL-8 Leather/Small Seat																																																																																																																			
OVERALL DIMENSIONS			SEAT DIMENSIONS			BACK DIMENSIONS																																																																																																													
W D H			W D H			W H																																																																																																													
25.5 24 42.5			20 17.5-19.5 16-20			19.5 25-27.5																																																																																																													
<p>RTA 2 </p>																																																																																																																			


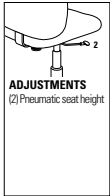


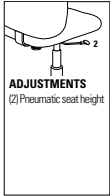


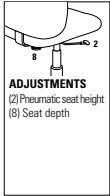

DESCRIPTION	FEATURES	MODEL#	STANDARD FABRIC GRADES											
			1	2	3	4	5	6	7	8	9	10	11	12
 <p>MB Synchro - Tilter w/Back Angle Adjustment COM Yardage: 1 Freight Class: 125 Product Weight (lbs.): 64 Cubic Feet Per Carton: 10.50</p>	 <p>ADJUSTMENTS (1) Tilt tension (2) Pneumatic seat height (6) Seat depth (9) Chair tilt lock (SC) Synchro-tilt action Anti-Kick back</p>	2662-0	695	719	738	766	806	820	855	921	954	1015	1099	1203
		2662P-0	Small seat											
		2662L-0	Leather											
		2662PL-0	Leather/Small seat											
			OVERALL DIMENSIONS			SEAT DIMENSIONS			BACK DIMENSIONS					
			W	D	H	W	D	H	W	H				
			25.5	25	39	20	17.5-19.5	16.25-20.25	19.5	22-24.5				
		Ergonomic Features: A, B, C, D, E, G, H, L, M, N, Q, R, U	RTA 2		ups									

DESCRIPTION	FEATURES	MODEL#	STANDARD FABRIC GRADES											
			1	2	3	4	5	6	7	8	9	10	11	12
 <p>MB Multi Tilter COM Yardage: 1 Freight Class: 125 Product Weight (lbs.): 66 Cubic Feet Per Carton: 10.50</p>	 <p>ADJUSTMENTS (1) Tilt tension (2) Pneumatic seat height (3) Back angle (6) Back height* (7) Forward tilt lock (8) Seat depth (9) Chair tilt lock (SA) Center-tilt action</p>	2662-3	695	719	738	766	806	820	855	921	954	1015	1099	1203
		2662P-3	Small seat											
		2662L-3	Leather											
		2662PL-3	Leather/Small seat											
			OVERALL DIMENSIONS			SEAT DIMENSIONS			BACK DIMENSIONS					
			W	D	H	W	D	H	W	H				
			25.5	25	39.5	20	19-21.5	16-20	19.5	22-24.5				
		Ergonomic Features: A, B, C, D, E, F, G, H, M, N, Q, R, S, U	RTA 2		ups									

DESCRIPTION	FEATURES	MODEL#	STANDARD FABRIC GRADES											
			1	2	3	4	5	6	7	8	9	10	11	12
 <p>MB Tilter COM Yardage: 1 Freight Class: 150 Product Weight (lbs.): 60 Cubic Feet Per Carton: 10.50</p>	 <p>ADJUSTMENTS (1) Tilt tension (2) Pneumatic seat height (9) Chair tilt lock (SA) Center-tilt action</p>	2662-4	617	642	661	689	729	742	778	844	876	938	1021	1126
		2662P-4	Small seat											
		2662L-4	Leather											
		2662PL-4	Leather/Small seat											
			OVERALL DIMENSIONS			SEAT DIMENSIONS			BACK DIMENSIONS					
			W	D	H	W	D	H	W	H				
			25.5	25	39.5	20	19-20	16-20	19.5	22-24.5				
		Ergonomic Features: A, B, C, D, H, M, N, Q, R, S, U	RTA 2		ups									

DESCRIPTION	FEATURES	MODEL#	STANDARD FABRIC GRADES											
			1	2	3	4	5	6	7	8	9	10	11	12
 <p>MB Weight Sensing Synchro - Tilter COM Yardage: 1 Freight Class: 125 Product Weight (lbs.): 64 Cubic Feet Per Carton: 10.50</p>	 <p>ADJUSTMENTS (2) Pneumatic seat height (6) Seat depth (9) Chair tilt lock</p>	2662-8	695	719	738	766	806	820	855	921	954	1015	1099	1203
		2662P-8	Small Seat											
		2662L-8	Leather											
		2662PL-8	Leather/Small Seat											
			OVERALL DIMENSIONS			SEAT DIMENSIONS			BACK DIMENSIONS					
			W	D	H	W	D	H	W	H				
			25.5	24	39.5	20	17.5-19.5	16-20	19.5	22-24.5				
		Ergonomic Features: A, B, C, D, E, H, L, M, N, Q, R, U	RTA 2		ups									

DESCRIPTION	FEATURES	MODEL#	STANDARD FABRIC GRADES											
			1	2	3	4	5	6	7	8	9	10	11	12
 <p>MB Task COM Yardage: 1 Freight Class: 150 Product Weight (lbs.): 45 Cubic Feet Per Carton: 10.50</p>	 <p>ADJUSTMENTS (2) Pneumatic seat height (8) Seat depth</p>	2662-6	657	681	700	728	768	781	817	882	915	977	1060	1165
		2662P-6	Small Seat											
		2662L-6	Leather											
		2662PL-6	Leather/Small Seat											
			OVERALL DIMENSIONS			SEAT DIMENSIONS			BACK DIMENSIONS					
			W	D	H	W	D	H	W	H				
			25.5	25	39.5	20	19-20	16.5-20.5	19.5	21				
		Ergonomic Features: C, E, H, M, N, Q, R, U	RTA 2		ups									

DESCRIPTION	FEATURES	MODEL#	STANDARD FABRIC GRADES																																			
			1	2	3	4	5	6	7	8	9	10	11	12																								
 <p>MB Drafting Stool - Task COM Yardage: 1 Freight Class: 150 Product Weight (lbs.): 50 Cubic Feet Per Carton: 10.50</p>	 <p>ADJUSTMENTS (2) Pneumatic seat height</p>	<p>Ergonomic Features: C, E, H, M, N, O, R, U</p>	<table border="1"> <thead> <tr> <th colspan="3">OVERALL DIMENSIONS</th> <th colspan="3">SEAT DIMENSIONS</th> <th colspan="2">BACK DIMENSIONS</th> </tr> <tr> <th>W</th> <th>D</th> <th>H</th> <th>W</th> <th>D</th> <th>H</th> <th>W</th> <th>H</th> </tr> </thead> <tbody> <tr> <td>25.5</td> <td>25</td> <td>50</td> <td>20</td> <td>19-20</td> <td>24-34</td> <td>19.5</td> <td>21</td> </tr> </tbody> </table>												OVERALL DIMENSIONS			SEAT DIMENSIONS			BACK DIMENSIONS		W	D	H	W	D	H	W	H	25.5	25	50	20	19-20	24-34	19.5	21
			OVERALL DIMENSIONS			SEAT DIMENSIONS			BACK DIMENSIONS																													
			W	D	H	W	D	H	W	H																												
			25.5	25	50	20	19-20	24-34	19.5	21																												
			<p>2663-6 903 927 946 974 1014 1028 1063 1129 1161 1223 1307 1411 2663P-6 Small Seat 2663L-6 Leather - - - - - 1137 1180 1235 1326 1430 2663PL-6 Leather/Small Seat</p>																																			
<p>RTA 2 </p>																																						
<p>MB Drafting Stool - Task COM Yardage: 1 Freight Class: 150 Product Weight (lbs.): 50 Cubic Feet Per Carton: 10.50</p>																																						
 <p>MB Drafting Stool - Task COM Yardage: 1 Freight Class: 150 Product Weight (lbs.): 44 Cubic Feet Per Carton: 10.50</p>	 <p>ADJUSTMENTS (2) Pneumatic seat height</p>	<p>Ergonomic Features: C, E, M, N, U</p>	<table border="1"> <thead> <tr> <th colspan="3">OVERALL DIMENSIONS</th> <th colspan="3">SEAT DIMENSIONS</th> <th colspan="2">BACK DIMENSIONS</th> </tr> <tr> <th>W</th> <th>D</th> <th>H</th> <th>W</th> <th>D</th> <th>H</th> <th>W</th> <th>H</th> </tr> </thead> <tbody> <tr> <td>20</td> <td>25</td> <td>50</td> <td>20</td> <td>19-20</td> <td>24-34</td> <td>19.5</td> <td>21</td> </tr> </tbody> </table>												OVERALL DIMENSIONS			SEAT DIMENSIONS			BACK DIMENSIONS		W	D	H	W	D	H	W	H	20	25	50	20	19-20	24-34	19.5	21
			OVERALL DIMENSIONS			SEAT DIMENSIONS			BACK DIMENSIONS																													
			W	D	H	W	D	H	W	H																												
			20	25	50	20	19-20	24-34	19.5	21																												
			<p>2664-6 820 844 863 891 931 944 980 1045 1078 1140 1223 1328 2664P-6 Small Seat 2664L-6 Leather - - - - - 1052 1095 1149 1240 1344 2664PL-6 Leather/Small Seat</p>																																			
<p>RTA 2 </p>																																						
<p>MB Drafting Stool - Task COM Yardage: 1 Freight Class: 150 Product Weight (lbs.): 44 Cubic Feet Per Carton: 10.50</p>																																						
 <p>MB Task COM Yardage: 1 Freight Class: 250 Product Weight (lbs.): 39 Cubic Feet Per Carton: 10.50</p>	 <p>ADJUSTMENTS (2) Pneumatic seat height (8) Seat depth</p>	<p>Ergonomic Features: C, E, M, N, U</p>	<table border="1"> <thead> <tr> <th colspan="3">OVERALL DIMENSIONS</th> <th colspan="3">SEAT DIMENSIONS</th> <th colspan="2">BACK DIMENSIONS</th> </tr> <tr> <th>W</th> <th>D</th> <th>H</th> <th>W</th> <th>D</th> <th>H</th> <th>W</th> <th>H</th> </tr> </thead> <tbody> <tr> <td>20</td> <td>25</td> <td>39.5</td> <td>20</td> <td>19-20</td> <td>16.5-20.5</td> <td>19.5</td> <td>21</td> </tr> </tbody> </table>												OVERALL DIMENSIONS			SEAT DIMENSIONS			BACK DIMENSIONS		W	D	H	W	D	H	W	H	20	25	39.5	20	19-20	16.5-20.5	19.5	21
			OVERALL DIMENSIONS			SEAT DIMENSIONS			BACK DIMENSIONS																													
			W	D	H	W	D	H	W	H																												
			20	25	39.5	20	19-20	16.5-20.5	19.5	21																												
			<p>2665-6 570 594 613 641 681 694 730 796 828 890 973 1078 2665P-6 Small Seat 2665L-6 Leather - - - - - 795 838 892 984 1088 2665PL-6 Leather/Small Seat</p>																																			
<p>RTA 2 </p>																																						
<p>MB Task COM Yardage: 1 Freight Class: 250 Product Weight (lbs.): 39 Cubic Feet Per Carton: 10.50</p>																																						

LURAY



Luray is offered in three back heights.

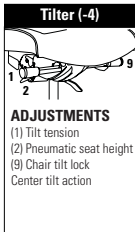


Standard Black Nylon Base/Arms with Self Skinned Urethane Armcaps

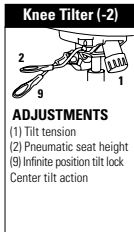
Optional Aluminum Base/Arms with Self Skinned Urethane Armcaps

Optional Aluminum Base/Arms with Wood Armcaps

MECHANISMS OPTIONS



Ergonomic Features:
A, B, C, M, N, S, U



Ergonomic Features:
A, B, C, J, M, N, U

STANDARD FEATURES

- Luray is designed for boardrooms, meeting rooms and executive offices.
- Luray offers a choice of finishes to match any environment: from durable nylon components to sophisticated polished aluminum and elegant wood trim.
- Three back heights are available, featuring horizontal sewing details.
- Stitch detail on edges of seat and back is discrete, using matched thread as standard.
- Choice of two mechanisms; tilter and knee-tilter.
- Standard with Global's high quality Soft Descent™ pneumatic lift which slowly and gently lowers the seat height of the chair making it easy to obtain the exact seat height you desire.
- Fixed loop arm design comes standard in Black fiberglass reinforced nylon with a self-skinned urethane (SSU) armcap; which is soft, durable and warm to the touch. The armcap overhangs the front and side of the arm so that chair to table contact is cushioned by the pliable edge.
- Five prong, injection molded, fiberglass reinforced, nylon medium rise base (B7B) with (C1) dual wheel carpet casters.
- Can be upholstered in any standard Global fabric, vinyl, leather or leather/mock leather combination.

OPTIONAL FEATURES

- All models will meet the requirements of California Technical Bulletin 133 (CAL133) when upholstered using appropriate upholstery materials.
- Depending on upholstery specified upcharges will apply. Please specify by Adding (-33) to the model number.
- Upholstery is available with exaggerated top stitch detail. Fourteen coordinating or contrasting colors may be selected. Please specify.
- For Additional caster options, please refer to the Arm and Caster section of the Price Book. Optional casters may be priced higher than the standard casters for your chair and the difference will be charged. Lower priced optional casters will not be credited.




OPTION CODES

Please Add option codes in the following order:

- Model number**
6460 Extended high back
6461 High back
6462 Medium back
 Add **(LM)** to model number if ordering in leather or leather /mock leather.
 Add **(-33)** to model number if CAL133 is required.
 - Fabric**
 Specify fabric code.
 - Mechanism**
(-4) Tilter mechanism **No Upcharge**
(-2) Knee-tilt mechanism **Add \$100.00**
 - Arms**
(SS) Black nylon arms w/SSU armcaps **No Upcharge**
(AN) Aluminum arms w/SSU armcaps **Add \$150.00**
 Aluminum arms w/Wood armcaps **Add \$150.00**
- Specify finish from the following:
(AB) Absolute (AAM)
(B2) Black (BKM)
(AE) Cherry (ACM)
(EO) English Oak (EOM)
(EC) Espresso Café (ECM)
(HG) Grey (HGM)
(AH) Honey (AHM)
(TM) Mahogany (TMM)
(AV) Maple (AVM)
(MW) Medium walnut (MWM)
(AT) Night (ASM)
(SK) Shaker Cherry (SKM)
(TF) Tiger Walnut (TFM)
(WA) Walnut (TWM)
(WR) WC Cream (WTM)
(WH) White (WHM)
(WC) Winter Cherry (WCM)
 (colors shown on website)
- Base**
(B7) Black nylon base.
(A7) Polished aluminum **Add \$110.00**
 - Casters**
(C1) Dual wheel carpet casters.
(CSR) Dual wheel hard floor casters **Add \$47.00**
 - Stitch detail**
(MS) Color matched stitching
 Decorative top stitch **No Upcharge**
(XP) Black **(XB)** Beige
(XG) Copen **(XA)** Graphite
(XK) Mahogany **(XJ)** Natural
(XH) Navy **(XD)** New Grey
(XF) Nickel **(XN)** Off White
(XL) Rubytone **(XI)** Scarlett
(XC) Smoke **(XE)** Taupe
 (colors shown on website)
 - Seat foam**
(SF) Standard foam
(MF) Memory foam **Add \$76.00**
 - Chair Assembly**
(SU) Assembled in Box **Add \$50.00**

EXAMPLE OF ORDER CODE:

6460	WA50	4	AH	A7	C1	MS	SF	SU
Model Number	Fabric	Mechanism	Arms	Base	Casters	Stitch Detail	Seat Foam	Chair Assembly

DESCRIPTION	FEATURES	MODEL#	STANDARD FABRIC GRADES											
			1	2	3	4	5	6	7	8	9	10	11	12
 <p>Extended High Back COM Yardage: 2.25 Freight Class: 250 Product Weight (lbs.): 46 Cubic Feet Per Carton: 14.75</p>		6460	865	923	968	1037	1134	1180	1268	1409	1517	1638	1886	2150
		6460LM	-	-	-	-	1082	1128	1217	1357	1465	1586	1834	2099
			OVERALL DIMENSIONS			SEAT DIMENSIONS			BACK DIMENSIONS					
			W	D	H	W	D	H	W	H				
			25	26.5	46	20	19	16.5-20.5	20	27.5				
			RTA 1											
 <p>High Back COM Yardage: 2 Freight Class: 150 Product Weight (lbs.): 44 Cubic Feet Per Carton: 13</p>		6461	840	891	932	993	1079	1120	1199	1324	1420	1527	1748	1983
		6461LM	-	-	-	-	1033	1074	1153	1278	1374	1481	1702	1937
			OVERALL DIMENSIONS			SEAT DIMENSIONS			BACK DIMENSIONS					
			W	D	H	W	D	H	W	H				
			25	26.5	42.5	20	19	16.5-20.5	20	24				
			RTA 1											
 <p>Medium Back COM Yardage: 1.75 Freight Class: 250 Product Weight (lbs.): 40 Cubic Feet Per Carton: 13</p>		6462	815	861	896	950	1026	1061	1130	1239	1323	1417	1610	1816
		6462LM	-	-	-	-	984	1020	1089	1198	1282	1376	1569	1775
			OVERALL DIMENSIONS			SEAT DIMENSIONS			BACK DIMENSIONS					
			W	D	H	W	D	H	W	H				
			25	26.5	39.5	20	19	16.5-20.5	20	21				
			RTA 1											

MALAGA®



model 3140-3 (TD)

model 3140-3 (TD/PSB)

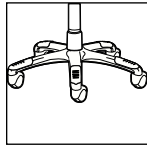


Memory Foam
Available, use code "MF" and Add \$76.00.



model 3141-3

model 3141-3



Optional Base
Polished Aluminum base with black scuff tips. Specify "B2". Add \$110.00

STANDARD FEATURES

- A contoured molded foam seat, built-in lumbar support and an upholstered outer back shell is standard on all models.
- Standard with adjustable height T-arms with teardrop shaped urethane armcaps (TD), (except model 3142 which has a fixed height version of this same arm style).
- All models (except armchair and side chair styles) are standard with a five-legged, injection molded "spider" base.
- Base and frame are available in Black (BK) Only.
- All models (except high back, side chair and armchair models) are shipped partially KD.
- C10 casters are standard.

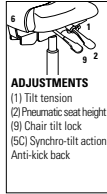
OPTIONAL FEATURES

- To order a Malaga arm kit as a separate stand-alone item without a chair, use model number 3200 with the appropriate letter from the Arm Chart Price List for the arm style of your choice. Please refer to "Arms Selection" section of the price book.
- Available with an impact resistant polypropylene back shroud (Black Only) at no charge. Specify "PSB".
- Optional ballistic nylon outer back fabric available. Resistant to impact damage. Available in Black Only (BKB). Add \$13.00.
- Optional seat depth is available on models 3140-2 and 3141-2, Specify (MD). Add \$40.00.
- Available with Memory Foam (MF). Add \$76.00.
- Optional Black base with chrome foot ring. Specify "B3". Add \$80.00. Polished Aluminum base with black scuff tips. Specify "B2". Add \$110.00.
- Please refer to the "Casters Selection" section of the price book for caster options. Optional casters may be priced higher than the standard casters for your chair and the difference will be charged. Lower priced optional casters will not be credited.
- For hard surface flooring please specify C10R. Add \$42.00.
- For fully assembled in box, please specify SU. Add \$50.00.
- For availability of chair series in Vinyl, please contact a Global Sales Representative.
- Not available in Leather.

DESCRIPTION FEATURES MODEL# STANDARD FABRIC GRADES



HB Synchro - Tilter w/Back Angle Adjustment
COM Yardage: 1.75
Freight Class: 150
Product Weight (lbs.): 47
Cubic Feet Per Carton: 9.25



ADJUSTMENTS
(1) Tilt tension
(2) Pneumatic seat height
(9) Chair tilt lock
(5C) Synchro-tilt action
Anti-kick back

Ergonomic Features:
A, B, C, D, E, G, H, L, M, N, Q, U

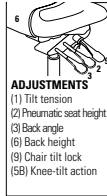
	1	2	3	4	5	6	7	8	9	10	11	12
3140-0	972	1014	1048	1098	1171	1196	1260	1379	1436	1548	1699	1887

OVERALL DIMENSIONS			SEAT DIMENSIONS			BACK DIMENSIONS	
W	D	H	W	D	H	W	H
26	25	41	20	18	16-20	18.5	22.5-25

RTA 2



HB Knee - Tilter
COM Yardage: 1.75
Freight Class: 150
Product Weight (lbs.): 53
Cubic Feet Per Carton: 9.25



ADJUSTMENTS
(1) Tilt tension
(2) Pneumatic seat height
(3) Back angle
(6) Back height
(9) Chair tilt lock
(5B) Knee-tilt action

Ergonomic Features:
A, B, C, D, G, H, J, M, N, Q

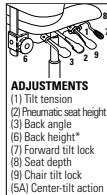
	1	2	3	4	5	6	7	8	9	10	11	12
3140-2	1067	1109	1144	1194	1265	1290	1354	1474	1530	1643	1793	1982

OVERALL DIMENSIONS			SEAT DIMENSIONS			BACK DIMENSIONS	
W	D	H	W	D	H	W	H
26	24	40	20	18	16-20	18.5	22.5-25

RTA 2



HB Multi - Tilter
COM Yardage: 1.75
Freight Class: 150
Product Weight (lbs.): 49
Cubic Feet Per Carton: 9.25




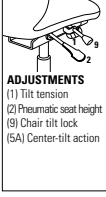

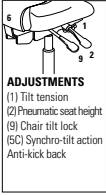

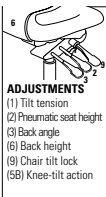

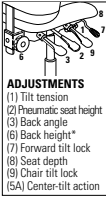

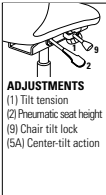
ADJUSTMENTS
(1) Tilt tension
(2) Pneumatic seat height
(3) Back angle
(6) Back height*
(7) Forward tilt lock
(8) Seat depth
(9) Chair tilt lock
(5A) Center-tilt action


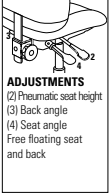

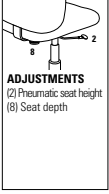

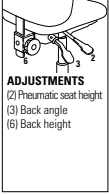


Ergonomic Features:
A, B, C, D, E, F, G, H, M, N, Q, S


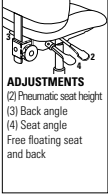

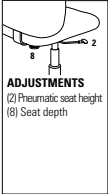

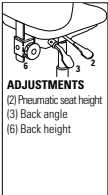

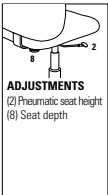

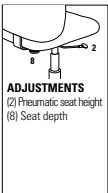
	1	2	3	4	5	6	7	8	9	10	11	12
3140-3	972	1014	1048	1098	1171	1196	1260	1379	1436	1548	1699	1887

OVERALL DIMENSIONS			SEAT DIMENSIONS			BACK DIMENSIONS	
W	D	H	W	D	H	W	H
26	25	41	20	18	16.5-20.5	18.5	22.5-25

RTA 2

DESCRIPTION	FEATURES	MODEL#	STANDARD FABRIC GRADES											
			1	2	3	4	5	6	7	8	9	10	11	12
 <p>HB Tilter COM Yardage: 1.75 Freight Class: 150 Product Weight (lbs.): 47 Cubic Feet Per Carton: 9.25</p>	 <p>ADJUSTMENTS (1) Tilt tension (2) Pneumatic seat height (9) Chair tilt lock (5A) Center-tilt action</p>	3140-4	884	926	959	1010	1081	1106	1170	1289	1346	1459	1609	1797
			OVERALL DIMENSIONS			SEAT DIMENSIONS			BACK DIMENSIONS					
			W	D	H	W	D	H	W	H				
			26	25	40	20	18	16-20	18.5	23				
			RTA 2											
 <p>LB Synchro - Tilter w/Back Angle Adjustment COM Yardage: 1.75 Freight Class: 150 Product Weight (lbs.): 47 Cubic Feet Per Carton: 9.25</p>	 <p>ADJUSTMENTS (1) Tilt tension (2) Pneumatic seat height (9) Chair tilt lock (5C) Synchro-tilt action Anti-kick back</p>	3141-0	887	921	952	996	1056	1079	1132	1236	1284	1379	1508	1671
			OVERALL DIMENSIONS			SEAT DIMENSIONS			BACK DIMENSIONS					
			W	D	H	W	D	H	W	H				
			26	24	37	20	18	16-20	18.5	19.5-22				
			RTA 2											
 <p>LB Knee - Tilter COM Yardage: 1.50 Freight Class: 150 Product Weight (lbs.): 52 Cubic Feet Per Carton: 9.25</p>	 <p>ADJUSTMENTS (1) Tilt tension (2) Pneumatic seat height (3) Back angle (6) Back height (9) Chair tilt lock (5B) Knee-tilt action</p>	3141-2	962	1000	1028	1072	1132	1155	1210	1311	1360	1457	1585	1748
			OVERALL DIMENSIONS			SEAT DIMENSIONS			BACK DIMENSIONS					
			W	D	H	W	D	H	W	H				
			26	24	36	20	18	16-20	18.5	18-20.5				
			RTA 2											
 <p>LB Multi - Tilter COM Yardage: 1.50 Freight Class: 150 Product Weight (lbs.): 47 Cubic Feet Per Carton: 9.25</p>	 <p>ADJUSTMENTS (1) Tilt tension (2) Pneumatic seat height (3) Back angle (6) Back height (7) Forward tilt lock (8) Seat depth (9) Chair tilt lock (5A) Center-tilt action</p>	3141-3	887	921	952	996	1056	1079	1132	1236	1284	1379	1508	1671
			OVERALL DIMENSIONS			SEAT DIMENSIONS			BACK DIMENSIONS					
			W	D	H	W	D	H	W	H				
			26	24	37	20	18	16.5-20.5	18.5	19-21.5				
			RTA 2											
 <p>LB Tilter COM Yardage: 1.50 Freight Class: 150 Product Weight (lbs.): 41 Cubic Feet Per Carton: 9.25</p>	 <p>ADJUSTMENTS (1) Tilt tension (2) Pneumatic seat height (9) Chair tilt lock (5A) Center-tilt action</p>	3141-4	799	838	872	920	984	1006	1044	1234	1310	1387	1420	1583
			OVERALL DIMENSIONS			SEAT DIMENSIONS			BACK DIMENSIONS					
			W	D	H	W	D	H	W	H				
			26	27	36	20	18	16.5-20.5	18.5	19				
			RTA 2											

DESCRIPTION	FEATURES	MODEL#	STANDARD FABRIC GRADES											
			1	2	3	4	5	6	7	8	9	10	11	12
 LB Operator w/Arms COM Yardage: 1.50 Freight Class: 150 Product Weight (lbs.): 41 Cubic Feet Per Carton: 9.25	 ADJUSTMENTS (2) Pneumatic seat height (3) Back angle (4) Seat angle Free floating seat and back	3141-5	838	874	904	946	1008	1029	1083	1186	1236	1331	1460	1622
			OVERALL DIMENSIONS			SEAT DIMENSIONS			BACK DIMENSIONS					
			W	D	H	W	D	H	W	H				
			26	27	36	20	18	17-22	18.5	18-20				
	Ergonomic Features: C, E, H, M, N, Q	RTA 2												
 LB Task w/Arms COM Yardage: 1.50 Freight Class: 150 Product Weight (lbs.): 37 Cubic Feet Per Carton: 9.25	 ADJUSTMENTS (2) Pneumatic seat height (8) Seat depth	3141-6	687	724	753	797	858	880	934	1037	1086	1180	1309	1471
			OVERALL DIMENSIONS			SEAT DIMENSIONS			BACK DIMENSIONS					
			W	D	H	W	D	H	W	H				
			26	26	37	20	18	17-22	18.5	19.5-22				
	Ergonomic Features: C, E, H, M, N, Q	RTA 2												
 LB Posture Task w/Arms COM Yardage: 1.50 Freight Class: 150 Product Weight (lbs.): 42 Cubic Feet Per Carton: 9.25	 ADJUSTMENTS (2) Pneumatic seat height (3) Back angle (6) Back height	3141-7	807	845	874	917	978	1001	1054	1157	1206	1303	1432	1594
			OVERALL DIMENSIONS			SEAT DIMENSIONS			BACK DIMENSIONS					
			W	D	H	W	D	H	W	H				
			26	25	37	20	18	17-22	18.5	19				
	Ergonomic Features: C, D, G, H, M, N, Q	RTA 2												
 Armchair COM Yardage: 1.50 Freight Class: 250 Product Weight (lbs.): 37 Cubic Feet Per Carton: 10		3142	755	793	822	865	926	948	1002	1105	1153	1249	1378	1541
			OVERALL DIMENSIONS			SEAT DIMENSIONS			BACK DIMENSIONS					
			W	D	H	W	D	H	W	H				
			26	26	37	20	18	18	18.5	19				
	Ergonomic Features: M, N	RTA 2												
 Side Chair COM Yardage: 1.50 Freight Class: 250 Product Weight (lbs.): 34 Cubic Feet Per Carton: 10		3143	605	641	669	712	775	797	850	955	1002	1097	1226	1389
			OVERALL DIMENSIONS			SEAT DIMENSIONS			BACK DIMENSIONS					
			W	D	H	W	D	H	W	H				
			20	26	37	20	18	18	18.5	19				
	Ergonomic Features: M, N	RTA 2												

DESCRIPTION	FEATURES	MODEL#	STANDARD FABRIC GRADES											
			1	2	3	4	5	6	7	8	9	10	11	12
 LB Operator Armless COM Yardage: 1.50 Freight Class: 150 Product Weight (lbs.): 37 Cubic Feet Per Carton: 9.25	 ADJUSTMENTS (2) Pneumatic seat height (3) Back angle (4) Seat angle Free floating seat and back.	3147-5	710	749	777	820	881	904	958	1060	1109	1204	1333	1496
			OVERALL DIMENSIONS			SEAT DIMENSIONS			BACK DIMENSIONS					
			W	D	H	W	D	H	W	H				
			20	25	36	20	18	17-22	18.5	18-20				
			RTA 2											
 LB Task Armless COM Yardage: 1.50 Freight Class: 250 Product Weight (lbs.): 30 Cubic Feet Per Carton: 9.25	 ADJUSTMENTS (2) Pneumatic seat height (8) Seat depth	3147-6	559	595	623	667	729	751	804	908	957	1051	1180	1343
			OVERALL DIMENSIONS			SEAT DIMENSIONS			BACK DIMENSIONS					
			W	D	H	W	D	H	W	H				
			20	26	39	20	18	16-21	18.5	18-20.5				
			RTA 2											
 LB Posture Task Armless COM Yardage: 1.50 Freight Class: 250 Product Weight (lbs.): 35 Cubic Feet Per Carton: 9.25	 ADJUSTMENTS (2) Pneumatic seat height (3) Back angle (6) Back height	3147-7	681	719	749	791	851	874	930	1030	1080	1175	1305	1466
			OVERALL DIMENSIONS			SEAT DIMENSIONS			BACK DIMENSIONS					
			W	D	H	W	D	H	W	H				
			20	25	37	20	18	16-21	18.5	18-20.5				
			RTA 2											
 Drafting Stool - Task w/Arms COM Yardage: 1.50 Freight Class: 150 Product Weight (lbs.): 42 Cubic Feet Per Carton: 9.25	 ADJUSTMENTS (2) Pneumatic seat height (8) Seat depth	3148-6	962	1000	1028	1072	1132	1155	1210	1311	1360	1457	1585	1748
			OVERALL DIMENSIONS			SEAT DIMENSIONS			BACK DIMENSIONS					
			W	D	H	W	D	H	W	H				
			26	27	46	20	18	23-31	18.5	19				
			RTA 1											
 Drafting Stool - Task Armless COM Yardage: 1.50 Freight Class: 250 Product Weight (lbs.): 35 Cubic Feet Per Carton: 9.25	 ADJUSTMENTS (2) Pneumatic seat height (8) Seat depth	3149-6	832	869	897	941	1002	1025	1079	1181	1232	1326	1456	1617
			OVERALL DIMENSIONS			SEAT DIMENSIONS			BACK DIMENSIONS					
			W	D	H	W	D	H	W	H				
			20	27	46	20	18	23-31	18.5	19				
			RTA 1											

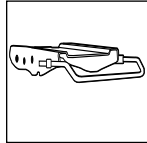
MALLORCA™



model 2780-3 (3P)



model 2780-3 (3P)



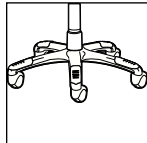
Multi-Depth Mechanism
Seat depth option is available on multi-tilter models. (see notes for more details)



model 2780-4 (3P)



model 2781-3



Optional Base
Polished Aluminum base with black scuff tips. Specify "B2". Add \$110.00.

STANDARD FEATURES

- Contoured seat and tapered back with built-in lumbar support.
- Standard with adjustable height, urethane "waterfall edge" arms (3P) in Black Only.
- All models are standard with a five-legged, injection molded "spider" base.
- Base and frame are available in Black (BK) Only.
- C65 casters are standard.
- Additional Knee Tilter models now available, Please contact a Global Sales Representative for further information.
- Standard when chair is ordered with adjustable height arms. Allows each arm to move outward an Additional 2" (for a total of 4" extra seat width) and locks with the use of an easy to maneuver lever.

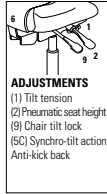
OPTIONAL FEATURES

- Optional ballistic nylon outer back fabric available. Resistant to impact damage. Available in Black Only (BKB). Add \$13.00.
- Optional Black base with chrome footring. Specify "B3". Add \$80.00.
- Optional Polished Aluminum base with black scuff tips. Specify "B2". Add \$110.00.
- Available with back edge vinyl bumper guard option (VBG). Add \$16.00.
- Please refer to "Arms Selection" section of the price book for arm options.
- Please refer to the "Casters Selection" section of the price book for caster options. Optional casters may be priced higher than the standard casters for your chair and the difference will be charged. Lower priced optional casters will not be credited.
- Please specify C65R for hard surface flooring. Add \$47.00.
- For availability of chair series in Vinyl, please contact a Global Sales Representative.
- Not available in Leather.
- For fully assembled in box, please specify SU. Add \$50.00.

DESCRIPTION FEATURES MODEL# STANDARD FABRIC GRADES



HB Synchro - Tilter w/Back Angle Adjustment
COM Yardage: 2
Freight Class: 150
Product Weight (lbs.): 55
Cubic Feet Per Carton: 10.50



ADJUSTMENTS
(1) Tilt tension
(2) Pneumatic seat height
(9) Chair tilt lock
(5C) Synchro-tilt action
Anti-kick back

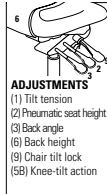
Ergonomic Features:
A, B, C, D, H, L, M, N, Q

MODEL#	1	2	3	4	5	6	7	8	9	10	11	12
2780-0	864	913	950	1009	1091	1122	1193	1330	1395	1521	1695	1909

OVERALL DIMENSIONS			SEAT DIMENSIONS			BACK DIMENSIONS	
W	D	H	W	D	H	W	H
25	26	41.5	20.5	18	17-21	20.5	16.5-19.5



HB Knee - Tilter
COM Yardage: 2
Freight Class: 150
Product Weight (lbs.): 57
Cubic Feet Per Carton: 10.25



ADJUSTMENTS
(1) Tilt tension
(2) Pneumatic seat height
(3) Back angle
(6) Back height
(9) Chair tilt lock
(5B) Knee-tilt action

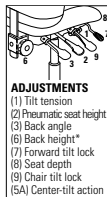
Ergonomic Features:
A, B, C, D, G, H, J, M, N, Q

MODEL#	1	2	3	4	5	6	7	8	9	10	11	12
2780-2	974	1024	1063	1122	1205	1236	1308	1447	1514	1644	1819	2039

OVERALL DIMENSIONS			SEAT DIMENSIONS			BACK DIMENSIONS	
W	D	H	W	D	H	W	H
25	26	41.5	20	18-20.5	19.5-23.5	20.5	20.5-22.5



HB Multi - Tilter
COM Yardage: 2
Freight Class: 150
Product Weight (lbs.): 57
Cubic Feet Per Carton: 10.50




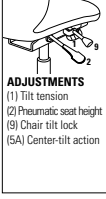

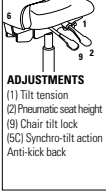

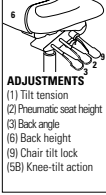

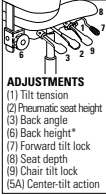

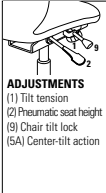
ADJUSTMENTS
(1) Tilt tension
(2) Pneumatic seat height
(3) Back angle
(6) Back height*
(7) Forward tilt lock
(8) Seat depth
(9) Chair tilt lock
(5A) Center-tilt action


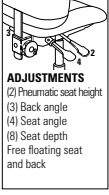


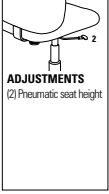

Ergonomic Features:
A, B, C, D, E, F, G, H, M, N, Q

MODEL#	1	2	3	4	5	6	7	8	9	10	11	12
2780-3	864	913	950	1009	1091	1122	1193	1330	1395	1521	1695	1909

OVERALL DIMENSIONS			SEAT DIMENSIONS			BACK DIMENSIONS	
W	D	H	W	D	H	W	H
25	26	41.5	20	18-20.5	19.5-23.5	20.5	20.5-22.5



DESCRIPTION	FEATURES	MODEL#	STANDARD FABRIC GRADES											
 <p>HB Tilter COM Yardage: 2 Freight Class: 150 Product Weight (lbs.): 54 Cubic Feet Per Carton: 10.50</p>	 <p>ADJUSTMENTS (1) Tilt tension (2) Pneumatic seat height (9) Chair tilt lock (5A) Center-tilt action</p>	<p>2780-4</p>	1	2	3	4	5	6	7	8	9	10	11	12
			776	824	863	919	1002	1032	1103	1240	1307	1434	1606	1820
			OVERALL DIMENSIONS			SEAT DIMENSIONS			BACK DIMENSIONS					
			W	D	H	W	D	H	W	H				
			25	26	41	20	18	18.5-22.5	20.5	20.5-22.5				
			Ergonomic Features:			RTA 2			ups					
			A, B, C, D, H, M, N, Q, S											
 <p>MB Synchro - Tilter w/Back Angle Adjustment COM Yardage: 1.75 Freight Class: 150 Product Weight (lbs.): 53 Cubic Feet Per Carton: 10.50</p>	 <p>ADJUSTMENTS (1) Tilt tension (2) Pneumatic seat height (9) Chair tilt lock (5C) Synchro-tilt action Anti-kick back</p>	<p>2781-0</p>	1	2	3	4	5	6	7	8	9	10	11	12
			809	851	887	936	1009	1034	1097	1218	1275	1387	1536	1725
			OVERALL DIMENSIONS			SEAT DIMENSIONS			BACK DIMENSIONS					
			W	D	H	W	D	H	W	H				
			25	26	37.5	20.5	18	17-21	20.5	16.5-19.5				
			Ergonomic Features:			RTA 2			ups					
			A, B, C, D, H, L, M, N, Q											
 <p>MB Knee - Tilter COM Yardage: 2 Freight Class: 150 Product Weight (lbs.): 55 Cubic Feet Per Carton: 10.25</p>	 <p>ADJUSTMENTS (1) Tilt tension (2) Pneumatic seat height (3) Back angle (6) Back height (9) Chair tilt lock (5B) Knee-tilt action</p>	<p>2781-2</p>	1	2	3	4	5	6	7	8	9	10	11	12
			919	969	1008	1067	1151	1181	1254	1393	1460	1590	1766	1986
			OVERALL DIMENSIONS			SEAT DIMENSIONS			BACK DIMENSIONS					
			W	D	H	W	D	H	W	H				
			25	26	37.5	20.5	18-20.5	19.5-23.5	20.5	16.5-19.5				
			Ergonomic Features:			RTA 2			ups					
			A, B, C, D, G, H, J, M, N, Q											
 <p>MB Multi - Tilter COM Yardage: 1.75 Freight Class: 150 Product Weight (lbs.): 55 Cubic Feet Per Carton: 10.50</p>	 <p>ADJUSTMENTS (1) Tilt tension (2) Pneumatic seat height (3) Back angle (6) Back height (7) Forward tilt lock (8) Seat depth (9) Chair tilt lock (5A) Center-tilt action</p>	<p>2781-3</p>	1	2	3	4	5	6	7	8	9	10	11	12
			809	851	887	936	1009	1034	1097	1218	1275	1387	1536	1725
			OVERALL DIMENSIONS			SEAT DIMENSIONS			BACK DIMENSIONS					
			W	D	H	W	D	H	W	H				
			25	26	37.5	20.5	18-20.5	19.5-23.5	20.5	16.5-19.5				
			Ergonomic Features:			RTA 2			ups					
			A, B, C, D, E, F, G, H, M, N, Q, S											
 <p>MB Tilter COM Yardage: 1.75 Freight Class: 150 Product Weight (lbs.): 52 Cubic Feet Per Carton: 10.50</p>	 <p>ADJUSTMENTS (1) Tilt tension (2) Pneumatic seat height (9) Chair tilt lock (5A) Center-tilt action</p>	<p>2781-4</p>	1	2	3	4	5	6	7	8	9	10	11	12
			721	761	797	846	918	943	1008	1127	1183	1297	1446	1634
			OVERALL DIMENSIONS			SEAT DIMENSIONS			BACK DIMENSIONS					
			W	D	H	W	D	H	W	H				
			25	26	37	20.5	18	18.5-22.5	20.5	16.5-19.5				
			Ergonomic Features:			RTA 2			ups					
			A, B, C, D, H, M, N, Q, S											

DESCRIPTION	FEATURES	MODEL#	STANDARD FABRIC GRADES													
			1	2	3	4	5	6	7	8	9	10	11	12		
 <p>MB Task Armless COM Yardage: 1.75 Freight Class: 250 Product Weight (lbs.): 36 Cubic Feet Per Carton: 9.25</p>	 <p>ADJUSTMENTS (2) Pneumatic seat height (3) Back angle (4) Seat angle (6) Seat depth Free floating seat and back</p>	2785-6	425	466	497	544	613	637	698	812	866	973	1116	1295		
			OVERALL DIMENSIONS			SEAT DIMENSIONS			BACK DIMENSIONS							
			W	D	H	W	D	H	W	H						
			20.5	26	37	20.5	18	17.5-21.5	20.5	19						
			RTA 2													
 <p>LB Drafting Task w/ SSU Arms COM Yardage: 1.75 Freight Class: 150 Product Weight (lbs.): 50 Cubic Feet Per Carton: 9.25</p>	 <p>ADJUSTMENTS (2) Pneumatic seat height</p>	2788-6	880	920	957	1006	1079	1103	1168	1287	1344	1457	1606	1794		
			OVERALL DIMENSIONS			SEAT DIMENSIONS			BACK DIMENSIONS							
			W	D	H	W	D	H	W	H						
			25	26	48.5	20.5	17-18	24.5-34.5	20.5	19						
			RTA 2													

MAX™



model 5380-4 (TUN)



model 5382 (BK)



Optional Base
Arched aluminum base available on models 5380-4 and 5381-4. Specify "B5". Add \$110.00.

STANDARD FEATURES

- Contoured cushions provide excellent lumbar back support.
- All models (except armchair style) are standard with a five-legged, arched metal base.
- Base and frame are standard with a Tungsten colored finish (TUN).
- SSU sculpted armcaps in Black Only.
- C65 casters are standard.
- Model 5382 is standard with anti-tip glides.
- Base and frame available in Black finish (BK). No Charge. Please Specify.

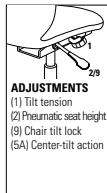
OPTIONAL FEATURES

- Please refer to the "Casters Selection" section of the price book for caster options. Optional casters may be priced higher than the standard casters for your chair and the difference will be charged. Lower priced optional casters will not be credited.
- For hard surface flooring casters, specify C65R and Add \$47.00
- For availability of chair series in Vinyl please contact a Global Sales Representative.
- For fully assembled in box, please specify SU. Add \$50.00.

DESCRIPTION	FEATURES	MODEL#	STANDARD FABRIC GRADES											
-------------	----------	--------	------------------------	--	--	--	--	--	--	--	--	--	--	--



HB Tilter
COM Yardage: 1.75
Freight Class: 250
Product Weight (lbs.): 38
Cubic Feet Per Carton: 11.75



Ergonomic Features:
A, B, C, M, N, S

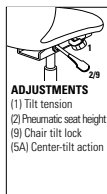
	1	2	3	4	5	6	7	8	9	10	11	12
5380-4	495	538	570	621	694	719	781	903	959	1071	1221	1410

OVERALL DIMENSIONS			SEAT DIMENSIONS			BACK DIMENSIONS	
W	D	H	W	D	H	W	H
25.5	25.5	41	21.5	18	17-21	21	22

RTA 1



MB Tilter
COM Yardage: 1.50
Freight Class: 250
Product Weight (lbs.): 36
Cubic Feet Per Carton: 11.50




Ergonomic Features:
A, B, C, M, N, S

	1	2	3	4	5	6	7	8	9	10	11	12
5381-4	467	501	531	575	635	657	711	816	864	959	1088	1250

OVERALL DIMENSIONS			SEAT DIMENSIONS			BACK DIMENSIONS	
W	D	H	W	D	H	W	H
25.5	24.5	37	21.5	18.5	17-21	21	18

RTA 1




Armchair - Cantilever base
COM Yardage: 1.50
Freight Class: 300
Product Weight (lbs.): 32
Cubic Feet Per Carton: 17.50

Ergonomic Features:
M, N

	1	2	3	4	5	6	7	8	9	10	11	12
5382	387	425	454	497	559	580	634	736	786	881	1010	1172

OVERALL DIMENSIONS			SEAT DIMENSIONS			BACK DIMENSIONS	
W	D	H	W	D	H	W	H
25.5	26	36.5	21	18	18	21	18.5

RTA 00



Armchair - 4 legged
COM Yardage: 1.50
Freight Class: 300
Product Weight (lbs.): 32
Cubic Feet Per Carton: 17.50

Ergonomic Features:
M, N

	1	2	3	4	5	6	7	8	9	10	11	12
5383	483	521	549	593	654	677	731	833	884	977	1106	1267

OVERALL DIMENSIONS			SEAT DIMENSIONS			BACK DIMENSIONS	
W	D	H	W	D	H	W	H
25.5	28.5	36.5	21	18	18	21	18.5

RTA 00

MIRAGE™



model 2790-4



model 2791-4




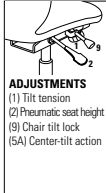

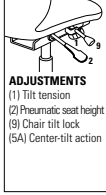
Standard with a polished aluminum loop arm with SSU armcap.

STANDARD FEATURES

- Ideal for management seating and meeting rooms, Mirage offers both function and style.
- There are no arm options for this series.
- Base and frame are standard in polished aluminum only.
- C10 carpet casters are standard.

OPTIONAL FEATURES

- For hard surface flooring casters, specify C10R and Add \$42.00
- For fully assembled in box, please specify SU. Add \$50.00.

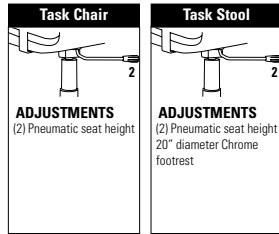
DESCRIPTION	FEATURES	MODEL#	STANDARD FABRIC GRADES												
			1	2	3	4	5	6	7	8	9	10	11	12	
 <p>HB Tilter COM Yardage: 2 Freight Class: 250 Product Weight (lbs.): 26.5 Cubic Feet Per Carton: 20.25</p>	 <p>ADJUSTMENTS (1) Tilt tension (2) Pneumatic seat height (9) Chair tilt lock (5A) Center-tilt action</p> <p>Ergonomic Features: A, B, C, M, N, S</p>	2790-4	838	885	922	979	1058	1086	1156	1289	1353	1476	1643	1852	
		2790LM-4	-	-	-	-	1059	-	-	1290	1362	1477	1653	1862	
		Leather/Mock Leather													
		OVERALL DIMENSIONS			SEAT DIMENSIONS			BACK DIMENSIONS							
W D H			W D H			W D H									
26.5 26.5 42.5			20.5 19 16-20			20.5 24.5									
			RTA 00												
 <p>MB Tilter COM Yardage: 1.75 Freight Class: 250 Product Weight (lbs.): 50 Cubic Feet Per Carton: 15.50</p>	 <p>ADJUSTMENTS (1) Tilt tension (2) Pneumatic seat height (9) Chair tilt lock (5A) Center-tilt action</p> <p>Ergonomic Features: A, B, C, M, N, S</p>	2791-4	816	857	890	939	1009	1033	1095	1211	1266	1375	1521	1704	
		2791LM-4	-	-	-	-	1009	-	-	1212	1274	1375	1528	1711	
		Leather/Mock Leather													
		OVERALL DIMENSIONS			SEAT DIMENSIONS			BACK DIMENSIONS							
W D H			W D H			W D H									
26 25.5 35.5			19 19 16-20			19.5 17									
			RTA 00												

NOVELLO



Novello is offered in three frame finishes: Black, Fog and Ivory Clouds.

STANDARD MECHANISMS



Ergonomic Features:
C, M

Ergonomic Features:
C, M

STANDARD FEATURES

- A revolutionary new task chair that can go anywhere - it requires no adjustments and provides exceptional comfort for any size user.
- Novello features a nylon polymer shell that flexes, allowing the seat to glide smoothly on a concealed track system. It is strong and durable, with clean lines and offers effective support.
- Chairs are molded with one-piece flexible shells; available in Black (BK), Fog Grey (FG) or Ivory Clouds (IC). Black is the base list price.
- Chairs with Black shells are standard with five prong, injection molded, fiberglass reinforced nylon Black base (B5) with (C82) dual wheel carpet casters.
- Chairs with Fog or Ivory Clouds shells are standard with a five prong, polished cast aluminum base with Black accents (BA) and black (C82) dual wheel carpet casters.
- Fog and Ivory Clouds chairs and Black models with an aluminum base come with a chrome gas cylinder.
- All models with arms are standard with Black armcaps.
- Standard with Global's high quality Soft Descent™ pneumatic lift which slowly and gently lowers the seat height of the chair making it easy to obtain the exact seat height you desire.
- Can be upholstered in any standard Global fabric, vinyl, leather or leather/mock leather combination.

OPTIONAL FEATURES

- There are no different arm options for this series.
- For Additional caster options, please refer to the Arm and Caster section.
- Optional casters may be priced higher than the standard casters for your chair and the difference will be charged. Lower priced optional casters will not be credited.

OPTION CODES

Please Add option codes in the following order:


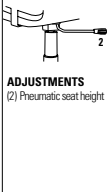

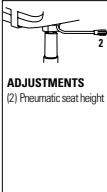

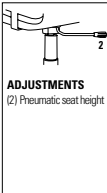

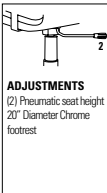

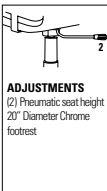
- **Model Number**
 - 6400** Chair with arms
 - 6401** Chair, armless
 - 6402** Chair with arms, fully upholstered
 - 6403** Chair, armless, fully upholstered
 - 6410** Stool with arms
 - 6411** Stool, armless
 - 6412** Stool with arms, fully upholstered
 - 6413** Stool, armless, fully upholstered
- **Fabric**
Specify fabric code
- **Shell/arm color**
 - (BK)** Black shell..... **No Upcharge**
 - (FG)** Fog shell **Add \$20.00**
 - (IC)** Ivory Clouds shell **Add \$20.00**
- **Armcaps (No Upcharge)**
 - (BP)** Black self-skinned urethane.
 - (FP)** Fog self-skinned urethane.
 - (CP)** Ivory Clouds self-skinned urethane.
- **Base**
 - (BB5)** Black nylon base..... **No Upcharge**
 - (FB5)** Fog nylon base..... **Add \$30.00**
 - (CB5)** Ivory Clouds nylon base..... **Add \$30.00**
 - (BBA)** Polished aluminum w/Black accent **Add \$50.00**
 - (FBA)** Polished aluminum w/Fog accent **Add \$50.00**
 - (CBA)** Polished aluminum w/Ivory Clouds accent..... **Add \$50.00**
- **Adjustable Footring (stool models)**
 - (R3)** Black footring..... **No Upcharge**
 - (R4)** Polished aluminum footring... **Add \$20.00**
- **Casters**
 - (C82)** Black dual wheel carpet casters..... **No Upcharge**
 - (C82R)** Black dual wheel hard floor casters **Add \$63.00**
 - (C82F)** Fog dual wheel carpet casters **No Upcharge**
 - (C82FR)** Fog dual wheel hard floor casters..... **Add \$63.00**
- **Seat foam**
 - (SF)** Standard foam..... **No Upcharge**
 - (PF)** Extra plush cushion **No Upcharge**
- **Chair Assembly**
 - (SU)** Assembled in Box..... **\$50.00**


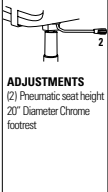

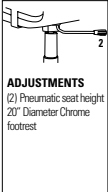
EXAMPLE OF ORDER CODE:

6400BK	WA50	EG	BK	AL	R3	C9R	SU
Model Number	Fabric	Shell/Arms	Armcaps	Base	Footring	Casters	Chair Assembly

DESCRIPTION	FEATURES	MODEL#	STANDARD FABRIC GRADES													
			1	2	3	4	5	6	7	8	9	10	11	12		
<p>Task Chair w/Arms COM Yardage: 0.75 Freight Class: 150 Product Weight (lbs.): 40 Cubic Feet Per Carton: 8.25</p>	<p>ADJUSTMENTS (2) Pneumatic seat height</p> <p>Upholstered seat/ Polypropylene back</p> <p>Ergonomic Features: C, M</p>	6400	675	695	711	735	768	780	810	866	893	1015	1015	1103		
		OVERALL DIMENSIONS			SEAT DIMENSIONS			BACK DIMENSIONS								
		W	D	H	W	D	H	W	H							
			25	22	36	18.5	18	16.5-21.5	20.5	18.5						

RTA 2

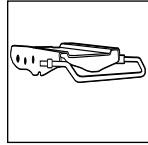
DESCRIPTION	FEATURES	MODEL#	STANDARD FABRIC GRADES												
			1	2	3	4	5	6	7	8	9	10	11	12	
 Armless Task Chair COM Yardage: 0.75 Freight Class: 150 Product Weight (lbs.): 35 Cubic Feet Per Carton: 6.75	 ADJUSTMENTS (2) Pneumatic seat height	6401	610	630	645	668	700	715	745	792	828	951	951	1039	
			OVERALL DIMENSIONS			SEAT DIMENSIONS			BACK DIMENSIONS						
			W	D	H	W	D	H	W	H					
			21.5	22	36	18.5	18	16.5-21.5	20.5	18.5					
			RTA 2												
 Task Chair w/Arms COM Yardage: 0.75 Freight Class: 150 Product Weight (lbs.): 40 Cubic Feet Per Carton: 8.25	 ADJUSTMENTS (2) Pneumatic seat height	6402	730	749	765	788	820	835	865	912	948	1071	1071	1159	
			OVERALL DIMENSIONS			SEAT DIMENSIONS			BACK DIMENSIONS						
			W	D	H	W	D	H	W	H					
			25	22	36	18.5	17.5	16.5-21.5	20.5	18.5					
			RTA 2												
 Armless Task Chair COM Yardage: 0.75 Freight Class: 150 Product Weight (lbs.): 37 Cubic Feet Per Carton: 6.75	 ADJUSTMENTS (2) Pneumatic seat height	6403	670	691	706	729	761	776	806	853	889	1012	1012	1100	
			OVERALL DIMENSIONS			SEAT DIMENSIONS			BACK DIMENSIONS						
			W	D	H	W	D	H	W	H					
			21.5	22	36	18.5	17.5	16.5-21.5	20.5	18.5					
			RTA 2												
 Task Stool w/Arms COM Yardage: 0.75 Freight Class: 150 Product Weight (lbs.): 44 Cubic Feet Per Carton: 8.25	 ADJUSTMENTS (2) Pneumatic seat height 20" Diameter Chrome footrest	6410	775	796	811	834	866	881	911	958	994	1117	1117	1205	
			OVERALL DIMENSIONS			SEAT DIMENSIONS			BACK DIMENSIONS						
			W	D	H	W	D	H	W	H					
			25	22	46	18.5	18	24-34	20.5	18.5					
			RTA 2												
 Armless Task Stool COM Yardage: 0.75 Freight Class: 150 Product Weight (lbs.): 39 Cubic Feet Per Carton: 8.25	 ADJUSTMENTS (2) Pneumatic seat height 20" Diameter Chrome footrest	6411	710	730	745	768	800	815	845	892	928	1051	1051	1139	
			OVERALL DIMENSIONS			SEAT DIMENSIONS			BACK DIMENSIONS						
			W	D	H	W	D	H	W	H					
			25	21.5	46	18.5	17.5	24-34	20.5	18.5					
			RTA 2												

DESCRIPTION	FEATURES	MODEL#	STANDARD FABRIC GRADES													
			1	2	3	4	5	6	7	8	9	10	11	12		
 <p>Task Stool w/Arms COM Yardage: 0.75 Freight Class: 150 Product Weight (lbs.): 46 Cubic Feet Per Carton: 8.25</p>	 <p>ADJUSTMENTS (2) Pneumatic seat height 20" Diameter Chrome footrest</p>	6412	830	850	866	890	923	935	965	1021	1047	1170	1170	1258		
			OVERALL DIMENSIONS			SEAT DIMENSIONS			BACK DIMENSIONS							
			W	D	H	W	D	H	W	H						
			25	22	46	18.5	18	24-34	20.5	18.5						
			RTA 2													
 <p>Armless Task Stool COM Yardage: 0.75 Freight Class: 150 Product Weight (lbs.): 39 Cubic Feet Per Carton: 8.25</p>	 <p>ADJUSTMENTS (2) Pneumatic seat height 20" Diameter Chrome footrest</p>	6413	765	785	800	823	855	870	900	947	983	1106	1106	1194		
			OVERALL DIMENSIONS			SEAT DIMENSIONS			BACK DIMENSIONS							
			W	D	H	W	D	H	W	H						
			25	21.5	46	18.5	18	24-34	20.5	18.5						
			RTA 2													

OBUSFORME®



model 4430 (TD)



Multi-Depth Mechanism
Seat depth option is available on multi-tilter models. (see notes for more details)



model 4432 (AL)



Memory Foam
Available, use code "MF" and Add \$76.00

model 4444 (KL)

STANDARD FEATURES

- Contoured seat and back with twin density molded foam.
- Standard with height and width adjustable arms with urethane armpad (G3).
- Side activated sliding seat depth adjustment, (MD) is standard on for Mutil-Tilters and Synchro-Tilters. Provides 2" of seat depth adjustment.
- A variety of OBUSForme Computer Accessories are available to support your neck, hands, arms and feet while seated.
- OBUSForme is a ® trademark. OBUSForme® and the distinctive backrest design are registered trademarks of OBUSForme, Ltd., and are used under license.
- Vari-Width (WA) Width Adjustable Arm Extensions are standard, allowing the arms to move away from the seat by 2" on each side to allow space if desired for broader hip widths.
- All models (except armchair and side chair) are standard with a five-legged, injection molded "spider" base.
- Base and frame are available in Black (BK) Only.
- C65 casters are standard.

OPTIONAL FEATURES

- Please refer to "Arms Selection" section of the price book for arm options.
- Optional seat depth is available on models 4470 and 4472, Specify (MD). Add \$40.00
- Available with Memory Foam (MF). Add \$76.00.
- OBUSForme series available in GLOBAL fabrics: Drama, Jenny, Quilt, Sprinkle, and Urban (Grade 1) Crescent, Cumulus, Match, Imprint, Oxygen, Quantum, Renewal, Replay, and Silhouette (Grade 2), and Couture (Grade 3). Please Specify. Not available in Vinyl and Leather.
- Please refer to the "Casters Selection" section of the price book for caster options. Optional casters may be priced higher than the standard casters for your chair and the difference will be charged. Lower priced optional casters will not be credited.
- For hard surface flooring please specify C65R. Add \$47.00.
- For fully assembled in box, please specify SU. Add \$50.00.

DESCRIPTION

FEATURES

MODEL#

STANDARD FABRIC GRADES



Lumbar Pad/Headrest
COM Yardage: .33
Freight Class: 70
Product Weight (lbs.): 1
Cubic Feet Per Carton: .50

*Fabrics are limited, See notes

	1	2	3	4	5	6	7	8	9	10	11	12
4411	33	41	48	58	73	77	87	110	123	144	173	208

4411WB
Wide back available at no extra cost (for model 4444).

OVERALL DIMENSIONS			SEAT DIMENSIONS			BACK DIMENSIONS	
W	D	H	W	D	H	W	H
9	3	5	-	-	-	-	-



Side Chair
COM Yardage: 1.50
Freight Class: 300
Product Weight (lbs.): 30
Cubic Feet Per Carton: 17

*Fabrics are limited, See notes

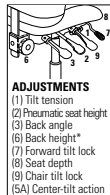
Ergonomic Features:
M, N

	1	2	3	4	5	6	7	8	9	10	11	12
4417	654	691	721	763	824	846	902	1003	1052	1148	1277	1438

OVERALL DIMENSIONS			SEAT DIMENSIONS			BACK DIMENSIONS	
W	D	H	W	D	H	W	H
19.5	23.75	37.5	19.5	17	17.5	18.5	21



HB Multi - Tilter
COM Yardage: 1.75
Freight Class: 150
Product Weight (lbs.): 55
Cubic Feet Per Carton: 10.50



ADJUSTMENTS
(1) Tilt tension
(2) Pneumatic seat height
(3) Back angle
(6) Back height*
(7) Forward tilt lock
(8) Seat depth
(9) Chair tilt lock
(SA) Center-tilt action


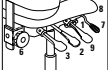


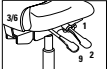





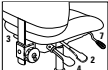

*Fabrics are limited, See notes

Ergonomic Features:
A, B, C, D, E, F, H, M, N, Q, R, S

	1	2	3	4	5	6	7	8	9	10	11	12
4430	1050	1097	1133	1189	1267	1295	1363	1494	1557	1678	1843	2049

OVERALL DIMENSIONS			SEAT DIMENSIONS			BACK DIMENSIONS	
W	D	H	W	D	H	W	H
23.5	23.5	53.5	19.5	17-19.5	17.5-21.5	18.75	31



DESCRIPTION	FEATURES	MODEL#	STANDARD FABRIC GRADES															
			1	2	3	4	5	6	7	8	9	10	11	12				
 <p>MB Multi-Tilter COM Yardage: 1.50 Freight Class: 125 Product Weight (lbs.): 56 Cubic Feet Per Carton: 9.25</p>	 <p>ADJUSTMENTS (1) Tilt tension (2) Pneumatic seat height (3) Back angle (6) Back height* (7) Forward tilt lock (8) Seat depth (9) Chair tilt lock (5A) Center-tilt action</p>	<p>*Fabrics are limited, See notes</p> <p>Ergonomic Features: A, B, C, D, E, G, H, M, N, Q, R, S</p>	<p>RTA 2</p> 	4432	1007	1047	1079	1126	1193	1217	1276	1388	1442	1546	1687	1863		
				OVERALL DIMENSIONS			SEAT DIMENSIONS			BACK DIMENSIONS								
				W	D	H	W	D	H	W	H							
				23.5	23.5	42.5	19.5	17-19.5	17.5-21.5	18.75	22							
 <p>MB Synchro - Tilter w/Back Angle Adjustment COM Yardage: 1.50 Freight Class: 125 Product Weight (lbs.): 56 Cubic Feet Per Carton: 9.25</p>	 <p>ADJUSTMENTS (1) Tilt tension (2) Pneumatic seat height (3) Back angle (6) Back height (9) Chair tilt lock (5C) Synchro-tilt action Anti-kick back</p>	<p>*Fabrics are limited, See notes</p> <p>Ergonomic Features: A, B, C, D, E, G, H, L, M, N, Q, R</p>	<p>RTA 2</p> 	4432-0	1173	1211	1239	1283	1344	1366	1420	1522	1572	1667	1795	1959		
				OVERALL DIMENSIONS			SEAT DIMENSIONS			BACK DIMENSIONS								
				W	D	H	W	D	H	W	H							
				23.5	23	42.5	19.5	17-19.5	17.5-21.5	18.75	22							
 <p>MB Operator COM Yardage: 1.50 Freight Class: 150 Product Weight (lbs.): 46 Cubic Feet Per Carton: 9.25</p>	 <p>ADJUSTMENTS (2) Pneumatic seat height (3) Back angle (4) Seat angle (7) Back height (6) Forward tilt lock</p>	<p>*Fabrics are limited, See notes</p> <p>Ergonomic Features: C, D, F, G, H, M, N, Q</p>	<p>RTA 2</p> 	4442	1107	1145	1173	1218	1279	1302	1354	1458	1505	1600	1729	1893		
				OVERALL DIMENSIONS			SEAT DIMENSIONS			BACK DIMENSIONS								
				W	D	H	W	D	H	W	H							
				23.5	22.5	43	19.5	17	17.5-22.5	18.75	22							
 <p>MB Operator - Extra Wide Seat and Back COM Yardage: 1.50 Freight Class: 150 Product Weight (lbs.): 46 Cubic Feet Per Carton: 9.75</p>	 <p>ADJUSTMENTS (2) Pneumatic seat height (3) Back angle (4) Seat angle (7) Back height (6) Forward tilt lock</p>	<p>*Fabrics are limited, See notes</p> <p>Ergonomic Features: C, D, F, G, H, M, N, Q</p>	<p>RTA 2</p> 	4444	1291	1330	1358	1402	1462	1485	1540	1642	1689	1785	1916	2077		
				OVERALL DIMENSIONS			SEAT DIMENSIONS			BACK DIMENSIONS								
				W	D	H	W	D	H	W	H							
				26	24	44	21	17	17.5-22.5	20.25	22							

OBUSFORME® COMFORT



model 1240-3



model 1241-3



Memory Foam
Available, use code "MF" and Add \$76.00.



model 1261-3



STANDARD FEATURES

- Obusforme Comfort is the newest Addition to the Obusforme family and is recommended by chiropractors worldwide.
- Features a new elastomeric back support system that provides impressive comfortable support with no pressure points along the spine.
- Standard with height and width adjustable forward swept arms with "sliding armcaps" (G3).
- Standard with a five-legged, injection molded reinforced nylon Black spider base.
- Standard seat is dual cushion with a soft top layer and a firmly supportive lower layer.
- Sliding seat depth is standard on all Knee-Tilter and Multi-Tilter models.
- Schukra depth adjustable lumbar support for personalized back support and comfort is standard on selected models.
- C65 dual wheel carpet casters are standard.
- All models are shipped partially KD.

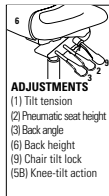
OPTIONAL FEATURES

- Optional Memory Foam (MF) seats are available. This slow release foam molds to your contour and evenly distributes body weight. Please specify. Add \$76.00.
- An optional Polished Aluminum base with scuff resistant tips is available. Please specify (ALU). Add \$110.00.
- Please refer to the "Casters Selection" section of the price book for caster options. Optional casters may be priced higher than the standard casters for your chair and the difference will be charged. Lower priced optional casters will not be credited.
- Please specify C65R for hard surface flooring. Add \$47.00
- For fully assembled in box, please specify SU. Add \$50.00

DESCRIPTION FEATURES MODEL# STANDARD FABRIC GRADES



HB Knee - Tilter
COM Yardage: 2.25
Freight Class: 125
Product Weight (lbs.): 67
Cubic Feet Per Carton: 11



ADJUSTMENTS
(1) Tilt tension
(2) Pneumatic seat height
(3) Back angle
(6) Back height
(9) Chair tilt lock
(5B) Knee-tilt action

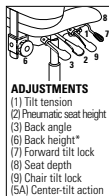
Ergonomic Features:
A, B, C, D, E, G, H, J, M, N, Q, R, U

	1	2	3	4	5	6	7	8	9	10	11	12
1240-2	973	1033	1080	1151	1252	1288	1376	1544	1625	1781	1993	2257
1240LM-2	-	-	-	-	1344	-	-	1617	1702	1838	2046	2292
Leather/Mock Leather												
OVERALL DIMENSIONS			SEAT DIMENSIONS			BACK DIMENSIONS						
W	D	H	W	D	H	W	H					
26	25	48.5	21	17.5-20	16.5-20.5	19	27.5					

RTA 2



HB Multi - Tilter
COM Yardage: 2.25
Freight Class: 125
Product Weight (lbs.): 69
Cubic Feet Per Carton: 11



ADJUSTMENTS
(1) Tilt tension
(2) Pneumatic seat height
(3) Back angle
(6) Back height
(7) Forward tilt lock
(8) Seat depth
(9) Chair tilt lock
(5A) Center-tilt action

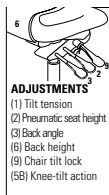
Ergonomic Features:
A, B, C, D, E, F, G., H, M, N, Q, R, S, U

	1	2	3	4	5	6	7	8	9	10	11	12
1240-3	831	891	938	1009	1110	1146	1234	1402	1483	1639	1851	2115
1240LM-3	-	-	-	-	1238	-	-	1511	1595	1732	1940	2186
Leather/Mock Leather												
OVERALL DIMENSIONS			SEAT DIMENSIONS			BACK DIMENSIONS						
W	D	H	W	D	H	W	H					
26	25	48	21	17.5-20	16-20	19	27					

RTA 2



MB Knee - Tilter
COM Yardage: 2
Freight Class: 125
Product Weight (lbs.): 67
Cubic Feet Per Carton: 10.50


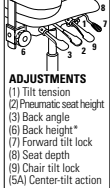


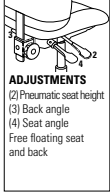


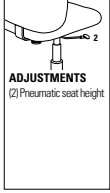


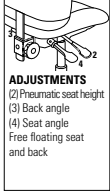


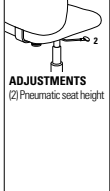





ADJUSTMENTS
(1) Tilt tension
(2) Pneumatic seat height
(3) Back angle
(6) Back height
(9) Chair tilt lock
(5B) Knee-tilt action



Ergonomic Features:
A, B, C, D, E, G, H, J, M, N, Q, R, U



	1	2	3	4	5	6	7	8	9	10	11	12
1241-2	933	986	1028	1091	1181	1213	1291	1441	1512	1651	1839	2074
1241LM-2	-	-	-	-	1210	-	-	1452	1527	1648	1832	2051
Leather/Mock Leather												
OVERALL DIMENSIONS			SEAT DIMENSIONS			BACK DIMENSIONS						
W	D	H	W	D	H	W	H					
26	25	44.5	21	17.5-20	16.5-20.5	19.5	22-27.5					

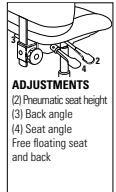
RTA 2



DESCRIPTION	FEATURES	MODEL#	STANDARD FABRIC GRADES												
			1	2	3	4	5	6	7	8	9	10	11	12	
 MB Multi -Tilter COM Yardage: 2 Freight Class: 125 Product Weight (lbs.): 67 Cubic Feet Per Carton: 10.50	 ADJUSTMENTS (1) Tilt tension (2) Pneumatic seat height (3) Back angle (6) Back height* (7) Forward tilt lock (8) Seat depth (9) Chair tilt lock (5A) Center-tilt action	Ergonomic Features: A, B, C, D, E, F, G, H, M, N, Q, R, S, U	1241-3	789	842	884	947	1037	1069	1147	1297	1368	1507	1695	1930
			1241LM-3	-	-	-	-	1101	-	-	1332	1404	1520	1695	1903
			OVERALL DIMENSIONS			SEAT DIMENSIONS			BACK DIMENSIONS						
			W	D	H	W	D	H	W	H					
	26	25	44	21	17.5-20	16-20	19.5	22							
				RTA 2											
 LB Operator COM Yardage: 1.75 Freight Class: 150 Product Weight (lbs.): 52 Cubic Feet Per Carton: 10.50	 ADJUSTMENTS (2) Pneumatic seat height (3) Back angle (4) Seat angle Free floating seat and back	Ergonomic Features: C, D, H, M, N, Q, R, S, U	1244-5	774	820	857	913	991	1019	1087	1218	1281	1402	1567	1773
			1244LM-5	-	-	-	-	1021	-	-	1235	1300	1405	1566	1759
			OVERALL DIMENSIONS			SEAT DIMENSIONS			BACK DIMENSIONS						
			W	D	H	W	D	H	W	H					
	26	25	38	21	17.5	16.5-20.5	19.5	19-24.25							
				RTA 2											
 LB Task COM Yardage: 1.75 Freight Class: 150 Product Weight (lbs.): 47 Cubic Feet Per Carton: 10.50	 ADJUSTMENTS (2) Pneumatic seat height	Ergonomic Features: C, E, H, M, N, Q, R, U	1244-6	672	719	755	811	889	917	985	1116	1179	1300	1465	1671
			1244LM-6	-	-	-	-	918	-	-	1132	1197	1304	1463	1656
			OVERALL DIMENSIONS			SEAT DIMENSIONS			BACK DIMENSIONS						
			W	D	H	W	D	H	W	H					
	26	25	38.5	21	16.5-19	17-22	19.5	19.5							
				RTA 2											
 LB Operator - Armless COM Yardage: 1.75 Freight Class: 150 Product Weight (lbs.): 46 Cubic Feet Per Carton: 10.50	 ADJUSTMENTS (2) Pneumatic seat height (3) Back angle (4) Seat angle Free floating seat and back	Ergonomic Features: C, D, F, G, M, N, S, U	1245-5	765	811	848	904	982	1010	1078	1209	1272	1393	1558	1764
			1245LM-5	-	-	-	-	884	-	-	1096	1161	1267	1427	1620
			OVERALL DIMENSIONS			SEAT DIMENSIONS			BACK DIMENSIONS						
			W	D	H	W	D	H	W	H					
	1.75	25	38	21	17.5	16.5-20.5	19.5	19-24.25							
				RTA 2											
 LB Task - Armless COM Yardage: 1.75 Freight Class: 250 Product Weight (lbs.): 41 Cubic Feet Per Carton: 10.50	 ADJUSTMENTS (2) Pneumatic seat height	Ergonomic Features: C, E, M, N	1245-6	533	580	616	672	750	778	846	977	1040	1161	1326	1532
			1245LM-6	-	-	-	-	780	-	-	994	1059	1166	1326	1518
			OVERALL DIMENSIONS			SEAT DIMENSIONS			BACK DIMENSIONS						
			W	D	H	W	D	H	W	H					
	21	25	38.5	21	16.5-18	17-22	19.5	19.5							
				RTA 2											

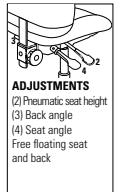
DESCRIPTION	FEATURES	MODEL#	STANDARD FABRIC GRADES														
			1	2	3	4	5	6	7	8	9	10	11	12			
	Armchair - Sled Base COM Yardage: 1.75 Freight Class: 250 Product Weight (lbs.): 35 Cubic Feet Per Carton: 10	Ergonomic Features: M, N															
			1246	508	552	587	637	711	736	801	922	982	1095	1249	1441		
			1246LM	-	-	-	-	710	-	-	922	988	1095	1256	1447		
			Leather/Mock Leather														
			OVERALL DIMENSIONS	W	D	H	SEAT DIMENSIONS	W	D	H	BACK DIMENSIONS	W	H				
	21	24	38	21	18	18	20	20.5									
				RTA 2													



DESCRIPTION	FEATURES	MODEL#	STANDARD FABRIC GRADES														
			1	2	3	4	5	6	7	8	9	10	11	12			
	Armchair - Sled Base COM Yardage: 1.75 Freight Class: 150 Product Weight (lbs.): 40 Cubic Feet Per Carton: 10	Ergonomic Features: M, N															
			1247	668	712	747	798	871	897	961	1083	1142	1256	1410	1600		
			1247LM	-	-	-	-	870	-	-	1083	1149	1256	1415	1608		
			Leather/Mock Leather														
			OVERALL DIMENSIONS	W	D	H	SEAT DIMENSIONS	W	D	H	BACK DIMENSIONS	W	H				
	24.5	24	38	21	18	18	20	20.5									
				RTA 2													

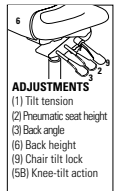
DESCRIPTION	FEATURES	MODEL#	STANDARD FABRIC GRADES														
			1	2	3	4	5	6	7	8	9	10	11	12			
	Operator Drafting Stool - Armless COM Yardage: 1.75 Freight Class: 150 Product Weight (lbs.): 49 Cubic Feet Per Carton: 10.50	Ergonomic Features: C, D, F, G, M, N, S, U															
			1248-5	828	875	911	967	1045	1073	1141	1272	1335	1456	1621	1827		
			1248LM-5	-	-	-	-	1074	-	-	1287	1353	1459	1619	1811		
			Leather/Mock Leather														
			OVERALL DIMENSIONS	W	D	H	SEAT DIMENSIONS	W	D	H	BACK DIMENSIONS	W	H				
	21	25	48	21	17.5	23.5-33.5	19.5	19-24.25									
				RTA 2													


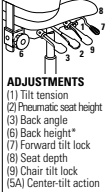


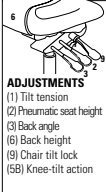


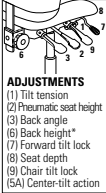



DESCRIPTION	FEATURES	MODEL#	STANDARD FABRIC GRADES														
			1	2	3	4	5	6	7	8	9	10	11	12			
	Operator Drafting Stool COM Yardage: 1.75 Freight Class: 150 Product Weight (lbs.): 54 Cubic Feet Per Carton: 10.50	Ergonomic Features: C, D, F, G, H, M, N, Q, R, S, U															
			1249-5	965	1012	1048	1104	1182	1210	1278	1409	1472	1593	1758	1964		
			1249LM-5	-	-	-	-	1212	-	-	1424	1490	1596	1756	1948		
			Leather/Mock Leather														
			OVERALL DIMENSIONS	W	D	H	SEAT DIMENSIONS	W	D	H	BACK DIMENSIONS	W	H				
	26	25	48	21	17.5	23.5-33.5	19.5	19-24.25									
				RTA 2													



DESCRIPTION	FEATURES	MODEL#	STANDARD FABRIC GRADES														
			1	2	3	4	5	6	7	8	9	10	11	12			
	HB Knee - Tilter w/Schukra COM Yardage: 2.25 Freight Class: 125 Product Weight (lbs.): 67 Cubic Feet Per Carton: 11	Ergonomic Features: A, B, C, D, E, G, H, J, M, N, Q, R, U, V															
			1260-2	1083	1143	1190	1261	1362	1398	1486	1654	1735	1891	2103	2367		
			1260LM-2	-	-	-	-	1453	-	-	1726	1811	1947	2155	2402		
			Leather/Mock Leather														
			OVERALL DIMENSIONS	W	D	H	SEAT DIMENSIONS	W	D	H	BACK DIMENSIONS	W	H				
	26	25	48.5	21	17.5-20	16.5-20.5	19.5	27-32.25									
				RTA 2													



DESCRIPTION	FEATURES	MODEL#	STANDARD FABRIC GRADES													
			1	2	3	4	5	6	7	8	9	10	11	12		
 <p>HB Multi -Tilter w/Schukra COM Yardage: 2.25 Freight Class: 125 Product Weight (lbs.): 69 Cubic Feet Per Carton: 11</p>	 <p>ADJUSTMENTS (1) Tilt tension (2) Pneumatic seat height (3) Back angle (6) Back height* (7) Forward tilt lock (8) Seat depth (9) Chair tilt lock (5A) Center-tilt action</p>															
		1260-3	941	1001	1048	1119	1220	1256	1344	1512	1593	1749	1961	2225		
		1260LM-3	-	-	-	-	1348	-	-	1620	1705	1841	2049	2295		
		Leather/Mock Leather														
		OVERALL DIMENSIONS			SEAT DIMENSIONS			BACK DIMENSIONS								
W	D	H	W	D	H	W	H									
26	25	48	21	17.5-20	16-20	19.5	27-32.25									
		Ergonomic Features: A, B, C, D, E, F, G, H, M, N, Q, R, S, U, V		RTA 2												
 <p>MB Knee - Tilter w/Schukra COM Yardage: 2 Freight Class: 125 Product Weight (lbs.): 67 Cubic Feet Per Carton: 10.50</p>	 <p>ADJUSTMENTS (1) Tilt tension (2) Pneumatic seat height (3) Back angle (6) Back height (9) Chair tilt lock (5B) Knee-tilt action</p>															
		1261-2	1043	1096	1138	1201	1291	1323	1401	1550	1622	1761	1949	2184		
		1261LM-2	-	-	-	-	1320	-	-	1563	1637	1759	1943	2162		
		Leather/Mock Leather														
		OVERALL DIMENSIONS			SEAT DIMENSIONS			BACK DIMENSIONS								
W	D	H	W	D	H	W	H									
26	25	44.5	21	17.5-20	16.5-20.5	19.5	22-27.5									
		Ergonomic Features: A, B, C, D, E, G, H, J, M, N, Q, R, U, V		RTA 2												
 <p>MB Multi -Tilter w/Schukra COM Yardage: 2 Freight Class: 125 Product Weight (lbs.): 67 Cubic Feet Per Carton: 10.50</p>	 <p>ADJUSTMENTS (1) Tilt tension (2) Pneumatic seat height (3) Back angle (6) Back height* (7) Forward tilt lock (8) Seat depth (9) Chair tilt lock (5A) Center-tilt action</p>															
		1261-3	900	953	995	1058	1148	1180	1258	1407	1479	1618	1806	2041		
		1261LM-3	-	-	-	-	1211	-	-	1453	1528	1650	1833	2052		
		Leather/Mock Leather														
		OVERALL DIMENSIONS			SEAT DIMENSIONS			BACK DIMENSIONS								
W	D	H	W	D	H	W	H									
26	25	44	21	17.5-20	16-20	19.5	22									
		Ergonomic Features: A, B, C, D, E, F, G, H, M, N, Q		RTA 2												

OBUSFORME® COMFORT XL



model 1251-0

model 1252-8



Memory Foam
Available, use code "MF"
and Add \$76.00.




STANDARD FEATURES






- Obusforme Comfort XL is the newest Addition to the Obusforme family and is recommended by chiropractors worldwide.
- All models provided Additional height and/or seat depth, design to meet the requirements of the large occupant chair.
- Features a elastomeric back support system that provides impressive comfortable support with no pressure points along the spine, with a compound curved back and seat.
- Standard seat foam is extra thick dual cushion with a soft top layer and a firmly supportive lower layer.
- Standard with height and width adjustable forward swept arms with "sliding armcaps" (G3).
- Standard with Global's high quality Soft Descent™ Pneumatic lift which slowly and gently lowers the seat height of the chair making it easy to obtain exactly the right seat height you desire.
- Vari - Width Adapter Plate (WA) is standard. Allows each arm to move outward an Additional 2" (for a total of 4" extra seat width) and locks with the use of an easy to maneuver lever.


- Sliding seat depth is standard on all models.
- Vertical back height ratchet adjustment of 5 1/4", standard on all models.
- Standard five-legged, injection moulded, fiberglass reinforced nylon black spider base.
- C65 dual wheel carpet casters are standard.
- All models are rated for 400lbs.
- All models ship fully assembled in the box.


OPTIONAL FEATURES


- Optional Memory Foam (MF) seats are available. This slow release foam molds to your contour and evenly distributes body weight. Please specify. Add \$76.00.
- Please specify C65R for hard surface flooring. Add \$47.00.
- Available in fabrics, vinyls, leather or leather/mock leather combination.


DESCRIPTION	FEATURES	MODEL#	STANDARD FABRIC GRADES													
			1	2	3	4	5	6	7	8	9	10	11	12		
 Extended Back Synchro - Tilter w/ Back Angle Adj. COM Yardage: 2.75 Freight Class: 250 Product Weight (lbs.): 69 Cubic Feet Per Carton: 24.25	Extra Tall/Wide Back. Wide/Deep Seat. Ergonomic Features: A, B, C, D, E, G, H, L, M, N, Q, R, U	1251-0	1273	1338	1389	1466	1576	1615	1710	1893	1981	2150	2381	2668		
		1251LM-0	-	-	-	-	1576	-	-	1893	-	2150	2381	2668		
		Leather/Mock Leather														
		OVERALL DIMENSIONS			SEAT DIMENSIONS			BACK DIMENSIONS								
W D H			W D H			W H										
28 26 53			23.5 19-21.5 17-21			22 31-36.25										
RTA 00																
 Extended Back Multi - Tilter COM Yardage: 2.75 Freight Class: 250 Product Weight (lbs.): 71 Cubic Feet Per Carton: 24.25	Extra Tall/Wide Back. Wide/Deep Seat. Ergonomic Features: A, B, C, D, E, F, G, H, M, N, Q, R, S, U	1251-3	1273	1338	1389	1466	1576	1615	1710	1893	1981	2150	2381	2668		
		1251LM-3	-	-	-	-	1576	-	-	1893	-	2150	2381	2668		
		Leather/Mock Leather														
		OVERALL DIMENSIONS			SEAT DIMENSIONS			BACK DIMENSIONS								
W D H			W D H			W H										
28 26 53			23.5 19-21.5 17-21			22 31-36.25										
RTA 00																
 Extended Back Weight Sensing Synchro - Tilter COM Yardage: 2.75 Freight Class: 250 Product Weight (lbs.): 66 Cubic Feet Per Carton: 24.25	Extra Tall/Wide Back. Wide/Deep Seat. Ergonomic Features: A, B, C, D, E, H, L, M, N, Q, R, U	1251-8	1273	1338	1389	1466	1576	1615	1710	1893	1981	2150	2381	2668		
		1251LM-8	-	-	-	-	1576	-	-	1893	-	2150	2381	2668		
		Leather/Mock Leather														
		OVERALL DIMENSIONS			SEAT DIMENSIONS			BACK DIMENSIONS								
W D H			W D H			W H										
28 26 53			23.5 19-21.5 17-21			22 31-36.25										
RTA 00																


DESCRIPTION	FEATURES	MODEL#	STANDARD FABRIC GRADES													
			1	2	3	4	5	6	7	8	9	10	11	12		
 High Back Synchro - Tilter w/ Back Angle Adj. COM Yardage: 2.50 Freight Class: 250 Product Weight (lbs.): 65 Cubic Feet Per Carton: 22.25	High/Wide Back. Wide/Deep Seat. Ergonomic Features: A, B, C, D, E, G, H, L, M, N, Q, R, U	1252-0	1217	1276	1323	1393	1492	1528	1615	1781	1861	2015	2224	2485		
		1252LM-0	-	-	-	-	1492	-	-	1781	-	2015	2224	2485		
		Leather/Mock Leather														
		OVERALL DIMENSIONS W D H			SEAT DIMENSIONS W D H			BACK DIMENSIONS W H								
		28 26 48.5			23.5 19-21.5 17-21			22 26.5-31.75								
												RTA 00				
 High Back Multi - Tilter COM Yardage: 2.50 Freight Class: 250 Product Weight (lbs.): 67 Cubic Feet Per Carton: 22.25	High/Wide Back. Wide/Deep Seat. Ergonomic Features: A, B, C, D, E, F, G, H, M, N, Q, R, S, U	1252-3	1217	1276	1323	1393	1492	1528	1615	1781	1861	2015	2224	2485		
		1252LM-3	-	-	-	-	1492	-	-	1781	-	2015	2224	2485		
		Leather/Mock Leather														
		OVERALL DIMENSIONS W D H			SEAT DIMENSIONS W D H			BACK DIMENSIONS W H								
		28 26 48.5			23.5 19-21.5 17-21			22 26.5-31.75								
												RTA 00				
 High Back Weight Sensing Synchro - Tilter COM Yardage: 2.50 Freight Class: 250 Product Weight (lbs.): 62 Cubic Feet Per Carton: 22.25	High/Wide Back. Wide/Deep Seat. Ergonomic Features: A, B, C, D, E, H, L, M, N, Q, R, U	1252-8	1217	1276	1323	1393	1492	1528	1615	1781	1861	2015	2224	2485		
		1252LM-8	-	-	-	-	1492	-	-	1781	-	2015	2224	2485		
		Leather/Mock Leather														
		OVERALL DIMENSIONS W D H			SEAT DIMENSIONS W D H			BACK DIMENSIONS W H								
		28 26 48.5			23.5 19-21.5 17-21			22 26.5-31.75								
												RTA 00				
 Mid Back Synchro - Tilter w/ Back Angle Adj. COM Yardage: 1.75 Freight Class: 150 Product Weight (lbs.): 46 Cubic Feet Per Carton: 10.50	Mid/Wide Back Wide/Deep Seat. Ergonomic Features: A, B, C, D, E, G, H, L, M, N, Q, R, U	1253-0	1162	1221	1268	1338	1437	1473	1560	1726	1806	1960	2169	2430		
		1253LM-0	-	-	-	-	1437	-	-	1726	-	1960	2169	2430		
		Leather/Mock Leather														
		OVERALL DIMENSIONS W D H			SEAT DIMENSIONS W D H			BACK DIMENSIONS W H								
		28 26 44.5			23.5 19-21.5 17-21			22 22-27.25								
												RTA 00				
 Mid Back Multi - Tilter COM Yardage: 1.75 Freight Class: 150 Product Weight (lbs.): 41 Cubic Feet Per Carton: 10.50	Mid/Wide Back. Wide/Deep Seat. Ergonomic Features: A, B, C, D, E, F, G, H, M, N, Q, R, S, U	1253-3	1162	1221	1268	1338	1437	1473	1560	1726	1806	1960	2169	2430		
		1253LM-3	-	-	-	-	1437	-	-	1726	-	1960	2169	2430		
		Leather/Mock Leather														
		OVERALL DIMENSIONS W D H			SEAT DIMENSIONS W D H			BACK DIMENSIONS W H								
		28 26 44.5			23.5 19-21.5 17-21			22 22-27.25								
												RTA 00				







DESCRIPTION	FEATURES	MODEL#	STANDARD FABRIC GRADES													
			1	2	3	4	5	6	7	8	9	10	11	12		
 Mid Back Weight Sensing Synchro - Tilter COM Yardage: 1.75 Freight Class: 150 Product Weight (lbs.): 35 Cubic Feet Per Carton: 10	Mid/Wide Back. Wide/Deep Seat. Ergonomic Features: A, B, C, D, E, H, L, M, N, Q, R, U		1162	1221	1268	1338	1437	1473	1560	1726	1806	1960	2169	2430		
		1253-8	-	-	-	-	1437	-	-	1726	-	1960	2169	2430		
		Leather/Mock Leather														
		OVERALL DIMENSIONS			SEAT DIMENSIONS			BACK DIMENSIONS								
		W	D	H	W	D	H	W	D	H	W	H				
28	26	44.5	23.5	19-21.5	17-21	22	22-27.25									
RTA 00																

DESCRIPTION	FEATURES	MODEL#	STANDARD FABRIC GRADES													
			1	2	3	4	5	6	7	8	9	10	11	12		
 Extended Back Synchro - Tilter w/ Back Angle Adj. COM Yardage: 1.75 Freight Class: 250 Product Weight (lbs.): 40 Cubic Feet Per Carton: 10	Extra Tall/Wide Back. Standard Seat. Ergonomic Features: A, B, C, D, E, G, H, L, M, N, Q, R, U		1217	1282	1333	1411	1520	1559	1655	1837	1925	2094	2325	2612		
		1254-0	-	-	-	-	1520	-	-	1837	-	2094	2325	2612		
		Leather/Mock Leather														
		OVERALL DIMENSIONS			SEAT DIMENSIONS			BACK DIMENSIONS								
		W	D	H	W	D	H	W	D	H	W	H				
28	24.5	53	23.5	17-19.5	17-21	22	31-36.25									
RTA 00																

DESCRIPTION	FEATURES	MODEL#	STANDARD FABRIC GRADES													
			1	2	3	4	5	6	7	8	9	10	11	12		
 Extended Back Multi - Tilter COM Yardage: 1.75 Freight Class: 250 Product Weight (lbs.): 49 Cubic Feet Per Carton: 10.50	Extra Tall/Wide Back. Standard Seat. Ergonomic Features: A, B, C, D, E, F, G, H, M, N, Q, R, S, U		1217	1282	1333	1411	1520	1559	1655	1837	1925	2094	2325	2612		
		1254-3	-	-	-	-	1520	-	-	1837	-	2094	2325	2612		
		Leather/Mock Leather														
		OVERALL DIMENSIONS			SEAT DIMENSIONS			BACK DIMENSIONS								
		W	D	H	W	D	H	W	D	H	W	H				
28	24.5	53	23.5	17-19.5	17-21	22	31-36.25									
RTA 00																

DESCRIPTION	FEATURES	MODEL#	STANDARD FABRIC GRADES													
			1	2	3	4	5	6	7	8	9	10	11	12		
 Extended Back Weight Sensing Synchro - Tilter COM Yardage: 1.75 Freight Class: 250 Product Weight (lbs.): 54 Cubic Feet Per Carton: 10.50	Extra Tall/Wide Back. Standard Seat. Ergonomic Features: A, B, C, D, E, H, L, M, N, Q, R, U		1217	1282	1333	1411	1520	1559	1655	1837	1925	2094	2325	2612		
		1254-8	-	-	-	-	1520	-	-	1837	-	2094	2325	2612		
		Leather/Mock Leather														
		OVERALL DIMENSIONS			SEAT DIMENSIONS			BACK DIMENSIONS								
		W	D	H	W	D	H	W	D	H	W	H				
28	24.5	53	23.5	17-19.5	17-21	22	31-36.25									
RTA 00																

DESCRIPTION	FEATURES	MODEL#	STANDARD FABRIC GRADES													
			1	2	3	4	5	6	7	8	9	10	11	12		
 High Back Synchro - Tilter w/ Back Angle Adj. COM Yardage: 2.25 Freight Class: 250 Product Weight (lbs.): 67 Cubic Feet Per Carton: 11	High/Wide Back. Standard Seat. Ergonomic Features: A, B, C, D, E, G, H, L, M, N, Q, R, U		1162	1221	1268	1338	1437	1473	1560	1726	1806	1960	2169	2430		
		1255-0	-	-	-	-	1437	-	-	1726	-	1960	2169	2430		
		Leather/Mock Leather														
		OVERALL DIMENSIONS			SEAT DIMENSIONS			BACK DIMENSIONS								
		W	D	H	W	D	H	W	D	H	W	H				
28	24.5	48	23.5	17-19.5	17-21	22	26.5-31.75									
RTA 00																

DESCRIPTION	FEATURES	MODEL#	STANDARD FABRIC GRADES													
			1	2	3	4	5	6	7	8	9	10	11	12		
 <p>High Back Multi - Tilter COM Yardage: 2.25 Freight Class: 250 Product Weight (lbs.): 69 Cubic Feet Per Carton: 11</p>	High/Wide Back. Standard Seat. Ergonomic Features: A, B, C, D, E, F, G, H, M, N, Q, R, S, U		1	2	3	4	5	6	7	8	9	10	11	12		
		1255-3	1162	1221	1268	1338	1437	1473	1560	1726	1806	1960	2169	2430		
		1255LM-3	-	-	-	-	1437	-	-	1726	-	1960	2169	2430		
		Leather/Mock Leather														
		OVERALL DIMENSIONS			SEAT DIMENSIONS			BACK DIMENSIONS								
	W	D	H	W	D	H	W	H								
	28	24.5	48.5	23.5	17-19.5	17-21	22	26.5-31.75								
				RTA 2												
 <p>High Back Weight Sensing Synchro - Tilter COM Yardage: 2 Freight Class: 250 Product Weight (lbs.): 67 Cubic Feet Per Carton: 10.50</p>	High/Wide Back. Standard Seat. Ergonomic Features: A, B, C, D, E, H, L, M, N, Q, R, U		1	2	3	4	5	6	7	8	9	10	11	12		
		1255-8	1162	1221	1268	1338	1437	1473	1560	1726	1806	1960	2169	2430		
		1255LM-8	-	-	-	-	1437	-	-	1726	-	1960	2169	2430		
		Leather/Mock Leather														
		OVERALL DIMENSIONS			SEAT DIMENSIONS			BACK DIMENSIONS								
	W	D	H	W	D	H	W	H								
	28	24.5	48.5	23.5	17-19.5	17-21	22	26.5-31.75								
				RTA 00												
 <p>Mid Back Synchro - Tilter w/ Back Angle Adj. COM Yardage: 2 Freight Class: 150 Product Weight (lbs.): 67 Cubic Feet Per Carton: 10.50</p>	Mid/Wide Back. Standard Seat. Ergonomic Features: A, B, C, D, E, G, H, L, M, N, Q, R, U		1	2	3	4	5	6	7	8	9	10	11	12		
		1256-0	1106	1165	1212	1282	1381	1417	1504	1670	1750	1904	2113	2374		
		1256LM-0	-	-	-	-	1381	-	-	1670	-	1904	2113	2374		
		Leather/Mock Leather														
		OVERALL DIMENSIONS			SEAT DIMENSIONS			BACK DIMENSIONS								
	W	D	H	W	D	H	W	H								
	28	24.5	44.5	23.5	17-19.5	17-21	22	22-27.25								
				RTA 00												
 <p>Mid Back Multi - Tilter COM Yardage: 2 Freight Class: 150 Product Weight (lbs.): 67 Cubic Feet Per Carton: 10.50</p>	Mid/Wide Back. Standard Seat. Ergonomic Features: A, B, C, D, E, F, G, H, M, N, Q		1	2	3	4	5	6	7	8	9	10	11	12		
		1256-3	1106	1165	1212	1282	1381	1417	1504	1670	1750	1904	2113	2374		
		1256LM-3	-	-	-	-	1381	-	-	1670	-	1904	2113	2374		
		Leather/Mock Leather														
		OVERALL DIMENSIONS			SEAT DIMENSIONS			BACK DIMENSIONS								
	W	D	H	W	D	H	W	H								
	28	24.5	44.5	23.5	17-19.5	17-21	22	22-27.25								
				RTA 00												
 <p>Mid Back Weight Sensing Synchro - Tilter COM Yardage: 2 Freight Class: 150 Product Weight (lbs.): 67 Cubic Feet Per Carton: 10.50</p>	Mid/Wide Back. Standard Seat. Ergonomic Features: A, B, C, D, E, H, L, M, N, Q, R, U		1	2	3	4	5	6	7	8	9	10	11	12		
		1256-8	1106	1165	1212	1282	1381	1417	1504	1670	1750	1904	2113	2374		
		1256LM-8	-	-	-	-	1381	-	-	1670	-	1904	2113	2374		
		Leather/Mock Leather														
		OVERALL DIMENSIONS			SEAT DIMENSIONS			BACK DIMENSIONS								
	W	D	H	W	D	H	W	H								
	28	24.5	44.5	23.5	17-19.5	17-21	22	22-27.25								
				RTA 00												


OBUSFORME® EXECUTIVE



model 6430



model 6432




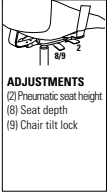

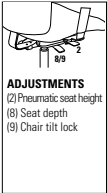
Standard Vari-Width Adapter Plate (WA)

STANDARD FEATURES

- Contoured seat and back with twin density molded foam.
- Standard with height and width adjustable forward swept arms with "sliding armcaps" (G3).
- Vari - Width Adapter Plate (WA) is standard. Allows each arm to move outward an Additional 2" (for a total of 4" extra seat width) and locks with the use of an easy to maneuver lever.
- Five prong, injection molded, fiberglass reinforced nylon Black spider base with (C10) dual wheel carpet casters.
- A variety of ObusForme computer accessories are available to support your neck, hands, arms and feet while seated. Please refer to the Casegoods List Price Book for more information.
- ObusForme is a ® trademark. ObusForme® and the distinctive backrest design are registered trademarks of ObusForme Ltd. and are used under license.

OPTIONAL FEATURES


- There are no arm options for this series.
- For hard surface flooring casters, please specify (C10R). Add \$42.00.
- Can be upholstered in top grain leather and the following Global fabrics: Blink, Crescent, Cumulus, Drama, Imprint, Match, Oxygen, Pebbles, Quadrille, Quantum, Renewal, Silhouette, Sprinkle, Stitch and Urban. Not available in vinyl or leather/mock leather combination.
- For fully assembled in box, please specify SU. Add \$50.00

DESCRIPTION	FEATURES	MODEL#	STANDARD FABRIC GRADES													
			1	2	3	4	5	6	7	8	9	10	11	12		
 <p>HB Weight Sensing Synchro Tilter COM Yardage: 2 Freight Class: 150 Product Weight (lbs.): 63 Cubic Feet Per Carton: 13.25</p>	 <p>ADJUSTMENTS (2) Pneumatic seat height (8) Seat depth (9) Chair tilt lock</p> <p>Ergonomic Features: A, B, C, E, H, L, M, N, Q, U</p>	6430	1519	1570	1611	1672	1759	1799	1878	2003	2099	2206	2427	2662		
		OVERALL DIMENSIONS			SEAT DIMENSIONS			BACK DIMENSIONS								
		W	D	H	W	D	H	W	H							
	26.5	25	49.5	20.5	17.5-21.5	18-20.5	19.5	29.5-32.5								
 <p>MB Weight Sensing Synchro Tilter COM Yardage: 1.75 Freight Class: 150 Product Weight (lbs.): 57 Cubic Feet Per Carton: 10.5</p>	 <p>ADJUSTMENTS (2) Pneumatic seat height (8) Seat depth (9) Chair tilt lock</p> <p>Ergonomic Features: A, B, C, E, H, L, M, N, Q, U</p>	6432	1433	1478	1514	1567	1643	1678	1747	1856	1941	2034	2227	2433		
		OVERALL DIMENSIONS			SEAT DIMENSIONS			BACK DIMENSIONS								
		W	D	H	W	D	H	W	H							
	26.5	25	40	25.5	18-20.5	17.5-21.5	19.5	20-23								

OBUSFORME JR



model 1232-4




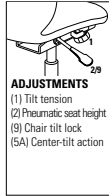

Standard Vari-Width Adapter Plate (WA)

STANDARD FEATURES

- Obusforme Jr. features a elastomeric back support system, providing impressive comfortable support with no pressure points along the spine.
- Compound curved back and seat to comfortably match body shape.
- Standard seat foam is a dual cushion with a soft top later and firmly supportive lower layer.
- Height adjustable (3N) arms. Armcaps are soft to the touch self-skinned urethane (SSU).
- Standard with Vari-Width (WA) width adjustable arm extensions.
- This product is equipped with the soft descent pneumatic lift which slowly and gently lowers the seat height of the chair making it easy to obtain exactly the right seat height you desire.
- The back support upright is 4" wide for extra strength.
- Five-legged, injection moulded, fiberglass reinforced nylon black spider back.
- (C65) dual wheel, carpet casters as standard.

OPTIONAL FEATURES

- Upholstery is available in Fabric, Vinyl or Leather/Mock Leather.
- Please specify C65R for hard surface flooring. Add \$47.00
- For fully assembled in box, please specify SU. Add \$50.00

DESCRIPTION	FEATURES	MODEL#	STANDARD FABRIC GRADES											
			1	2	3	4	5	6	7	8	9	10	11	12
 <p>MB Tilter w/Arms COM Yardage: 1.50 Freight Class: 125 Product Weight (lbs.): 40 Cubic Feet Per Carton: 5.5</p>	 <p>ADJUSTMENTS (1) Tilt tension (2) Pneumatic seat height (9) Chair tilt lock (5A) Center-tilt action</p>	1232-4	No Match!	591	622	668	733	763	822	916	988	1068	1234	1410
		1232LM-4	-	-	-	-	730	-	-	914	986	1066	1232	1408
		Leather/Mock Leather												
			OVERALL DIMENSIONS			SEAT DIMENSIONS			BACK DIMENSIONS					
			W	D	H	W	D	H	W	H				
			25.5	24.5	38	19.5	17	16-20	19	20.5				
														

Ergonomic Features:
A, B, C, H, M, N, S

PRIORITY™



model 8490

model 8491

STANDARD FEATURES

- Priority's slim, sleek profile incorporates a compression molded wood back that follows and supports the ergonomic contours of the spine.
- Frames are standard in Black (BK).
- There are No arm options for the Priority series.
- Hard Casters (HC) are standard.
- Optional Glides are available.
- Standard Pneumatic seat height, infinite tilt lock and tilt tension control.
- All models ship fully assembled in the box.

OPTIONAL FEATURES

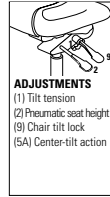
- Optional Polished Aluminum (ALU), Chrome (CH) and Tungsten (TUN) finishes are available at an upcharge. Please specify and Add \$172.00
- Soft touch self-skinned urethane armcaps are available in Black Only.
- Soft Casters (SC) are available as an option. Please specify and Add \$87.00
- Both the outer back and inner seat and back cushion can be upholstered and are available in fabric, vinyl, and leathers or in a combination of matching or contrasting fabric, vinyl and leather.**This item may require a longer lead time.

DESCRIPTION

FEATURES

MODEL#

STANDARD FABRIC GRADES



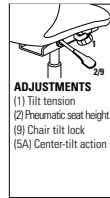
HB Knee - Tilter
 COM Yardage: 2
 Freight Class: 250
 Product Weight (lbs.): 44
 Cubic Feet Per Carton: 21.50

Ergonomic Features:
 A, B, C, M, N, S

	1	2	3	4	5	6	7	8	9	10	11	12
8490	1045	1143	1179	1232	1309	1336	1402	1529	1590	1709	1868	2069

OVERALL DIMENSIONS			SEAT DIMENSIONS			BACK DIMENSIONS	
W	D	H	W	D	H	W	H
23.5	23.5	46	19	18.5	18.5-23	19	27.5

RTA 00



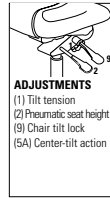
HB Tilter
 COM Yardage: 2
 Freight Class: 250
 Product Weight (lbs.): 52
 Cubic Feet Per Carton: 23

Ergonomic Features:
 A, B, C, M, N, S

	1	2	3	4	5	6	7	8	9	10	11	12
8490-4	940	985	1021	1075	1151	1178	1245	1372	1433	1551	1711	1911

OVERALL DIMENSIONS			SEAT DIMENSIONS			BACK DIMENSIONS	
W	D	H	W	D	H	W	H
23.5	23.5	46	19	18.5	18.5-23	19	27.5

RTA 00



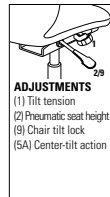
MB Knee - Tilter
 COM Yardage: 1.75
 Freight Class: 250
 Product Weight (lbs.): 42
 Cubic Feet Per Carton: 13

Ergonomic Features:
 A, B, C, M, N, S

	1	2	3	4	5	6	7	8	9	10	11	12
8491	998	1039	1072	1121	1191	1216	1277	1393	1449	1557	1703	1886

OVERALL DIMENSIONS			SEAT DIMENSIONS			BACK DIMENSIONS	
W	D	H	W	D	H	W	H
23.5	23.5	37	19	18.5	18.5-23	19	19

RTA 00





MB Tilter
 COM Yardage: 1.75
 Freight Class: 250
 Product Weight (lbs.): 52
 Cubic Feet Per Carton: 17

Ergonomic Features:
 A, B, C, M, N, S

	1	2	3	4	5	6	7	8	9	10	11	12
8491-4	852	893	926	975	1045	1070	1131	1247	1303	1411	1557	1740

OVERALL DIMENSIONS			SEAT DIMENSIONS			BACK DIMENSIONS	
W	D	H	W	D	H	W	H
23.5	23.5	37	19	18.5	18.5-23	19	19

RTA 00

DESCRIPTION	FEATURES	MODEL#	STANDARD FABRIC GRADES																									
			1	2	3	4	5	6	7	8	9	10	11	12														
 <p>Side Chair COM Yardage: 1.75 Freight Class: 250 Product Weight (lbs.): 40 Cubic Feet Per Carton: 13</p>	<p>Ergonomic Features: M, N</p>	 8492	712	782	809	849	907	927	977	1073	1118	1206	1327	1477														
		<table border="1"> <thead> <tr> <th colspan="3">OVERALL DIMENSIONS</th> <th colspan="3">SEAT DIMENSIONS</th> <th colspan="2">BACK DIMENSIONS</th> </tr> <tr> <th>W</th> <th>D</th> <th>H</th> <th>W</th> <th>D</th> <th>H</th> <th>W</th> <th>H</th> </tr> </thead> <tbody> <tr> <td>23.5</td> <td>27</td> <td>35</td> <td>19</td> <td>18.5</td> <td>18.5</td> <td>19</td> <td>19</td> </tr> </tbody> </table>			OVERALL DIMENSIONS			SEAT DIMENSIONS			BACK DIMENSIONS		W	D	H	W	D	H	W	H	23.5	27	35	19	18.5	18.5	19	19
OVERALL DIMENSIONS			SEAT DIMENSIONS			BACK DIMENSIONS																						
W	D	H	W	D	H	W	H																					
23.5	27	35	19	18.5	18.5	19	19																					

ROMA®

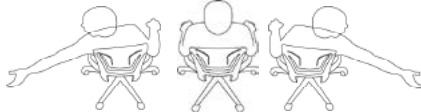


model 1906

model 1908



Optional Arms
A height adjustable arm is optionally available for task seating. Please specify (RA). Add \$56.00.



The Polypropylene Medium Back and the Upholstered Medium Back feature a flexible back construction that provides support, proper spinal alignment and comfort when moving or reaching in a seated position.

STANDARD FEATURES

- Flexible, elegant and affordable, Roma offers a family of seating with simple clean lines.
- The series includes nesting chairs, task seating and drafting stools, with and without arms.
- For Nesting chairs see pages 214-215.
- Four back versions are available. Choose from Mesh, Upholstered, Flexible Polypropylene or Honeycomb Polypropylene back.
- All "L" models have two piece seats with a radius towards the rear of the seat.
- Flexible polypropylene back chair features a built in lumbar support designed to move as you move an is available exclusively in black.
- The task chair upholstered back features a removable cover for on-site replacement and cleaning.
- Arms are durable fiberglass reinforced Nylon, fixed height. Armcaps are durable Polyurethane (SSU), soft and warm to the touch.
- Roma features an exclusive chair control mechanism which allows the chair back and arms to recline together while the chair seat moves just enough to ensure comfort.

- Features the new Soft Descent pneumatic technology to gently control the seat height for both an accurate and comfortable fit.
- Task chairs and stools are standard with a Black 5 prong fiberglass reinforced Nylon base.
- Nesting chairs are available in Tungsten (TUN) or Black (BLK).
- C1 casters are standard.

OPTIONAL FEATURES

- Breathable mesh back is available in six colors. Choose from Autumn Orange (AO), Spring Green (SG) Winter Grey (WG), Midnight Black (MB), Summer Blue (SB), Fall Burgundy (FB).
- An optional polished aluminum base is available at an upcharge. Please Specify (ALU). Add \$110.00.
- A height adjustable arm is optionally available for task seating. Please specify (RA). Add \$56.00.
- For hard surface flooring casters, please specify C9R. Add \$47.00.
- Available in fabric and leather with the EXCEPTION of Station, Imprint, and Renewal.
- For fully assembled in box, please specify SU. Add \$50.00.

DESCRIPTION

FEATURES

MODEL#

STANDARD FABRIC GRADES



Mesh MB - Armless Drafting Stool

COM Yardage: 1
Freight Class: 150
Product Weight (lbs.): 43
Cubic Feet Per Carton: 9.25

Ergonomic Features:
B, C, M, N

	1	2	3	4	5	6	7	8	9	10	11	12
1871	743	768	786	815	854	868	903	969	1002	1063	1147	1251
1871L Leather	-	-	-	-	-	-	-	965	1008	1062	1154	1259
OVERALL DIMENSIONS			SEAT DIMENSIONS			BACK DIMENSIONS						
W	D	H	W	D	H	W		H				
19.5	23.5	48	19.5	18	24.5-34.5	18.5		19				



Polypropylene MB - Armless Drafting Stool

COM Yardage: 1
Freight Class: 150
Product Weight (lbs.): 43
Cubic Feet Per Carton: 9.25

Ergonomic Features:
B, C, M, N

	1	2	3	4	5	6	7	8	9	10	11	12
1872	743	768	786	815	854	868	903	969	1002	1063	1147	1251
1872L Leather	-	-	-	-	-	-	-	965	1008	1062	1154	1259
OVERALL DIMENSIONS			SEAT DIMENSIONS			BACK DIMENSIONS						
W	D	H	W	D	H	W		H				
19.5	23.5	48	19.5	18	24.5-34.5	18.5		19				













Honeycomb MB - Armless Drafting Stool



COM Yardage: 1
Freight Class: 150
Product Weight (lbs.): 43
Cubic Feet Per Carton: 9.25



Ergonomic Features:
B, C, M, N



	1	2	3	4	5	6	7	8	9	10	11	12
1874	770	794	812	841	880	894	928	995	1028	1089	1173	1277
1874L Leather	-	-	-	-	-	-	-	991	1034	1088	1180	1284
OVERALL DIMENSIONS			SEAT DIMENSIONS			BACK DIMENSIONS						
W	D	H	W	D	H	W		H				
19.5	23.5	48	19.5	18	24.5-34.5	18.5		19				







DESCRIPTION	FEATURES	MODEL#	STANDARD FABRIC GRADES											
			1	2	3	4	5	6	7	8	9	10	11	12
 <p>Mesh MB - Drafting Stool COM Yardage: 1 Freight Class: 150 Product Weight (lbs.): 50 Cubic Feet Per Carton: 9.25</p>	Ergonomic Features: B, C, M, N	1876	789	814	832	861	900	914	949	1015	1048	1109	1193	1297
		1876L	-	-	-	-	-	-	-	1010	1053	1107	1198	1303
		OVERALL DIMENSIONS			SEAT DIMENSIONS			BACK DIMENSIONS						
		W D H			W D H			W H						
		25.5 23.5 48			19.5 18 24.5-34.5			18.5 19						
		RTA 2												
 <p>Polypropylene MB - Drafting Stool COM Yardage: 1 Freight Class: 150 Product Weight (lbs.): 50 Cubic Feet Per Carton: 9.25</p>	Ergonomic Features: B, C, M, N	1877	789	814	832	861	900	914	949	1015	1048	1109	1193	1297
		1877L	-	-	-	-	-	-	-	1010	1053	1107	1198	1303
		OVERALL DIMENSIONS			SEAT DIMENSIONS			BACK DIMENSIONS						
		W D H			W D H			W H						
		25.5 23.5 48			19.5 18 24.5-34.5			18.5 19						
		RTA 2												
 <p>Honeycomb MB - Drafting Stool COM Yardage: 1 Freight Class: 150 Product Weight (lbs.): 50 Cubic Feet Per Carton: 9.25</p>	Ergonomic Features: B, C, M, N	1879	817	841	859	888	927	941	977	1042	1075	1136	1220	1325
		1879L	-	-	-	-	-	-	-	1037	1080	1134	1225	1330
		OVERALL DIMENSIONS			SEAT DIMENSIONS			BACK DIMENSIONS						
		W D H			W D H			W H						
		25.5 23.5 48			19.5 18 24.5-34.5			18.5 19						
		RTA 2												
 <p>Honeycomb MB - Armless COM Yardage: 1 Freight Class: 150 Product Weight (lbs.): 38 Cubic Feet Per Carton: 9.25</p>	Ergonomic Features: B, C, M, N	1896	599	623	642	670	710	724	759	825	857	919	1003	1107
		1896L	-	-	-	-	-	-	-	811	854	909	1001	1105
		OVERALL DIMENSIONS			SEAT DIMENSIONS			BACK DIMENSIONS						
		W D H			W D H			W H						
		19.5 23.5 38			19.5 18 15-19			18.5 19						
		RTA 2												
 <p>Mesh MB - Armless COM Yardage: 1 Freight Class: 150 Product Weight (lbs.): 38 Cubic Feet Per Carton: 9.25</p>	Ergonomic Features: B, C, M, N	1901	599	624	644	673	715	730	766	836	870	935	1023	1132
		1901L	-	-	-	-	-	-	-	789	832	887	978	1082
		OVERALL DIMENSIONS			SEAT DIMENSIONS			BACK DIMENSIONS						
		W D H			W D H			W H						
		19.5 23.5 36.25			19.5 18 15-19			18.5 19						
		RTA 2												





DESCRIPTION	FEATURES	MODEL#	STANDARD FABRIC GRADES												
			1	2	3	4	5	6	7	8	9	10	11	12	
			1902	599	624	644	673	715	730	766	836	870	935	1023	1132
			1902L Leather	-	-	-	-	-	-	-	829	874	932	1028	1136
			OVERALL DIMENSIONS	W	D	H	SEAT DIMENSIONS	W	D	H	BACK DIMENSIONS		W	H	
			19.5	23.5	36.25	19.5	18	15-19	18.5	19					
Polypropylene MB - Armless COM Yardage: 1 Freight Class: 150 Product Weight (lbs.): 36.25 Cubic Feet Per Carton: 9.25	Ergonomic Features: B, C, M, N	RTA 2													

DESCRIPTION	FEATURES	MODEL#	STANDARD FABRIC GRADES												
			1	2	3	4	5	6	7	8	9	10	11	12	
			1903	644	688	722	774	847	872	937	1059	1117	1232	1385	1576
			1903L Leather	-	-	-	-	-	-	-	1048	1127	1225	1395	1586
			OVERALL DIMENSIONS	W	D	H	SEAT DIMENSIONS	W	D	H	BACK DIMENSIONS		W	H	
			19.5	23.5	36.25	19.5	18	15-19	18.5	19					
Upholstered MB - Armless COM Yardage: 1.75 Freight Class: 150 Product Weight (lbs.): 38 Cubic Feet Per Carton: 9.25	Ergonomic Features: B, C, M, N	RTA 2													

DESCRIPTION	FEATURES	MODEL#	STANDARD FABRIC GRADES												
			1	2	3	4	5	6	7	8	9	10	11	12	
			1897	640	664	683	711	751	764	800	866	898	960	1043	1148
			1897L Leather	-	-	-	-	-	-	-	850	893	947	1039	1144
			OVERALL DIMENSIONS	W	D	H	SEAT DIMENSIONS	W	D	H	BACK DIMENSIONS		W	H	
			25.5	23.5	38	19.5	18	15-19	18.5	19					
Honeycomb MB - w/Arms COM Yardage: 1 Freight Class: 150 Product Weight (lbs.): 45 Cubic Feet Per Carton: 9.25	Ergonomic Features: B, C, M, N	RTA 2													

DESCRIPTION	FEATURES	MODEL#	STANDARD FABRIC GRADES												
			1	2	3	4	5	6	7	8	9	10	11	12	
			1906	640	665	685	714	756	771	807	876	911	975	1063	1173
			1906L Leather	-	-	-	-	-	-	-	875	918	972	1064	1168
			OVERALL DIMENSIONS	W	D	H	SEAT DIMENSIONS	W	D	H	BACK DIMENSIONS		W	H	
			25.5	23.5	36.25	19.5	18	15-19	18.5	19					
Mesh MB - w/Arms COM Yardage: 1 Freight Class: 150 Product Weight (lbs.): 45 Cubic Feet Per Carton: 9.25	Ergonomic Features: B, C, M, N	RTA 2													

DESCRIPTION	FEATURES	MODEL#	STANDARD FABRIC GRADES												
			1	2	3	4	5	6	7	8	9	10	11	12	
			1907	640	665	685	714	756	771	807	876	911	975	1063	1173
			1907L Leather	-	-	-	-	-	-	-	875	918	972	1064	1168
			OVERALL DIMENSIONS	W	D	H	SEAT DIMENSIONS	W	D	H	BACK DIMENSIONS		W	H	
			25.5	23.5	36.25	19.5	18	15-19	18.5	19					
Polypropylene MB - w/Arms COM Yardage: 1 Freight Class: 150 Product Weight (lbs.): 45 Cubic Feet Per Carton: 9.25	Ergonomic Features: B, C, M, N	RTA 2													

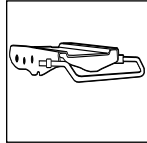
DESCRIPTION	FEATURES	MODEL#	STANDARD FABRIC GRADES																							
			1	2	3	4	5	6	7	8	9	10	11	12												
 <p>Upholstered MB - w/Arms COM Yardage: 1.75 Freight Class: 150 Product Weight (lbs.): 45 Cubic Feet Per Carton: 9.25</p> <p>Ergonomic Features: B, C, M, N</p>																										
	1908	688	729	762	811	881	906	967	1083	1139	1247	1393	1576													
	1908L	-	-	-	-	-	-	-	-	1094	1169	1263	1424	1606												
	Leather																									
	OVERALL DIMENSIONS			SEAT DIMENSIONS			BACK DIMENSIONS																			
	W	D	H	W	D	H	W	H																		
	25.5	23.5	36.25	19.5	18	16.5-20.5	18.5	19																		
				RTA 2																						
	 <p>Upholstered Back Pad COM Yardage: 1 Freight Class: 70 Product Weight (lbs.): 1.50 Cubic Feet Per Carton: 1.10</p>																									
1909		127	152	172	202	244	258	295	364	399	463	551	661													
1909L		-	-	-	-	-	-	-	359	404	460	557	666													
Leather																										
OVERALL DIMENSIONS			SEAT DIMENSIONS			BACK DIMENSIONS																				
W		D	H	W	D	H	W	H																		
20.5		19	.38	21	18	18	20	20.5																		
				RTA 00																						

SCALE 1, 2, 3™



model 3021-3 (GL)

model 3022-3 (3L)



Multi-Depth Mechanism
Seat depth option is available on multi-tilter models. (see notes for more details)



model 3023-3(3L)

STANDARD FEATURES

- Each model is tailored to fit three different body types. Scale 1 (model 3021-3) was designed to fit a smaller size individual and all chair measurements have been adjusted to a smaller scale.
- Scale 2 (model 3022-3) is considered to be the standard size chair that will fit most body types.
- Scale 3 (model 3023-3) was designed to be more generous in proportions to fit larger individuals.
- Height adjustable back and lumbar support allows for individualized comfort.
- Standard with adjustable height, forward swept arms with sliding armcaps (G6) on model 3021-3 and 3022-3, (G5) on model 3023-3.
- All models are standard with a five-legged, injection molded "spider" base.
- Base and frame available in Black (BK) Only.
- C65 casters are standard.

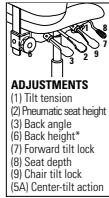
OPTIONAL FEATURES

- Please refer to the "Casters Selection" section of the price book for caster options. Optional casters may be priced higher than the standard casters for your chair and the difference will be charged. Lower priced optional casters will not be credited.
- For hard surface flooring casters Please Specify C65R, add \$47.00
- For availability of chair series in Vinyl, please contact a Global Sales Representative. Not available in Leather.
- For fully assembled in box, please specify SU. Add \$50.00.

DESCRIPTION FEATURES MODEL# STANDARD FABRIC GRADES



LB Multi-Tilter
COM Yardage: 1.50
Freight Class: 150
Product Weight (lbs.): 52
Cubic Feet Per Carton: 9.25



ADJUSTMENTS
(1) Tilt tension
(2) Pneumatic seat height
(3) Back angle
(6) Back height*
(7) Forward tilt lock
(8) Seat depth
(9) Chair tilt lock
(SA) Center-tilt action

Ergonomic Features:
A, B, C, D, E, F, G, H, M, N, Q, S

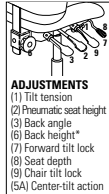
	1	2	3	4	5	6	7	8	9	10	11	12
3021-3	817	853	884	926	986	1009	1064	1167	1214	1309	1438	1600

OVERALL DIMENSIONS			SEAT DIMENSIONS			BACK DIMENSIONS	
W	D	H	W	D	H	W	H
25.5	24.5	38	20.5	16-18.5	14.5-18.5	19	15-21

RTA 2



MB Multi-Tilter
COM Yardage: 1.50
Freight Class: 150
Product Weight (lbs.): 54
Cubic Feet Per Carton: 9.25



ADJUSTMENTS
(1) Tilt tension
(2) Pneumatic seat height
(3) Back angle
(6) Back height*
(7) Forward tilt lock
(8) Seat depth
(9) Chair tilt lock
(SA) Center-tilt action

Ergonomic Features:
A, B, C, D, E, F, G, H, M, N, Q, S

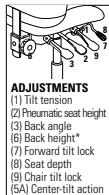
	1	2	3	4	5	6	7	8	9	10	11	12
3022-3	864	900	928	970	1029	1051	1103	1202	1250	1343	1468	1625

OVERALL DIMENSIONS			SEAT DIMENSIONS			BACK DIMENSIONS	
W	D	H	W	D	H	W	H
26	25	41	20.5	17-19.5	15.5-19.5	19.5	16-22

RTA 2



HB Multi-Tilter
COM Yardage: 1.75
Freight Class: 150
Product Weight (lbs.): 57
Cubic Feet Per Carton: 10.50



ADJUSTMENTS
(1) Tilt tension
(2) Pneumatic seat height
(3) Back angle
(6) Back height*
(7) Forward tilt lock
(8) Seat depth
(9) Chair tilt lock
(SA) Center-tilt action

Ergonomic Features:
A, B, C, D, E, F, G, H, M, N, Q, S

	1	2	3	4	5	6	7	8	9	10	11	12
3023-3	884	925	959	1009	1081	1106	1170	1289	1346	1459	1609	1797

OVERALL DIMENSIONS			SEAT DIMENSIONS			BACK DIMENSIONS	
W	D	H	W	D	H	W	H
27	26	43.5	21.5	18-21	18.5-21	21	19.5-25.5

RTA 2

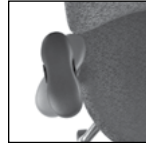


SHADOW®



model 2710L

model 2711



Arm Feature

In addition to arm height, the arms also slide closer to and away from the seat. The armcaps swivel 30° left or right and positively lock into position.



Lumbar Support


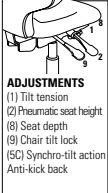

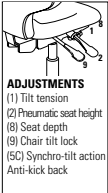
The lumbar area of the backrest can be adjusted up and down until support is centered in the right spot for a user's body.

STANDARD FEATURES

- Shadow uses the "True Response Support System" which allows the seat and back to gently flex and respond to changes in your body's position.
- Cast aluminum with a mirror polish accent the arms, back support, base and frame.
- The seat and back cushions are attached via specially engineered elastomeric mounts.
- Seat depth results in a "floating" seat concept, encouraging proper posture and constant muscle movement.
- Manual seat depth adjustable from 17.25" to 18.5" (measured from lumbar to the front seat edge.)
- The lumbar area of the backrest can be adjusted up and down until support is centered in the right spot for a user's body.
- Height/pivot adjustable arms are available in Black Only.
- There are No arm or caster options for this series.
- C10 dual casters are standard.

OPTIONAL FEATURES

- Please refer to the "Casters Selection" section of the price book for caster options. Optional casters may be priced higher than the standard casters for your chair and the difference will be charged. Lower priced optional casters will not be credited.
- For hard surface flooring casters Please Specify C10R, add \$42.00
- For availability of chair series in Vinyl, please contact a Global Sales Representative.
- Chairs will have additional stitch details when upholstered in vinyl.
- For fully assembled in box, please specify SU. Add \$50.00.

DESCRIPTION	FEATURES	MODEL#	STANDARD FABRIC GRADES														
			1	2	3	4	5	6	7	8	9	10	11	12			
 <p>Extended HB Synchro-Tilter COM Yardage: 1.75 Freight Class: 250 Product Weight (lbs.): 63 Cubic Feet Per Carton: 18.25</p>	 <p>ADJUSTMENTS (1) Tilt tension (2) Pneumatic seat height (8) Seat depth (9) Chair tilt lock (5C) Synchro-tilt action Anti-kick back</p>	<p>Ergonomic Features: A, B, C, E, H, L, M, N, Q</p> <p>RTA 2</p>	1411	1456	1488	1539	1609	1634	1699	1811	1875	1980	2136	2326			
			2710L	-	-	-	-	-	-	-	1950	2029	2127	2292	2479		
			OVERALL DIMENSIONS			SEAT DIMENSIONS			BACK DIMENSIONS								
			W	D	H	W	D	H	W	H							
			28	28	46	21	17.25-18.5	16.5-20.5	18	28							
 <p>MB Synchro-Tilter COM Yardage: 1.50 Freight Class: 150 Product Weight (lbs.): 57 Cubic Feet Per Carton: 13</p>	 <p>ADJUSTMENTS (1) Tilt tension (2) Pneumatic seat height (8) Seat depth (9) Chair tilt lock (5C) Synchro-tilt action Anti-kick back</p>	<p>Ergonomic Features: A, B, C, E, H, L, M, N, Q</p> <p>RTA 2</p>	1379	1415	1444	1488	1549	1572	1627	1723	1778	1868	2002	2163			
			2711L	-	-	-	-	-	-	1802	1868	1950	2093	2254			
			OVERALL DIMENSIONS			SEAT DIMENSIONS			BACK DIMENSIONS								
			W	D	H	W	D	H	W	H							
			28	27	39	21	17.25-18.5	16.5-20.5	18	21							

SOFTCURVE™



model 4691LM-3 (SC)



model 4696LM-2



Optional Base
Arched aluminum base available as an option on models that are standard with a black arched base. Specify "B5". Add \$110.00.



model 4698LM

STANDARD FEATURES

- European style with gathered upholstery, detailed stitching, built-in lumbar support and distinctive arch base.
- Executive and managerial models incorporate polished aluminum that accent both the arch base and fixed height loop arms with padded armrests.
- Standard Pneumatic seat height adjustment and tilt tension control on all models.
- Synchro-Tilter with Back Angle - synchronized seat and back movement with 2-to-1 ratio. Infinite tilt lock control. Back angle adjustment.
- Knee-Tilter: seat and back tilts from a pivot point near the front of the chair with infinite tilt lock. Back angle control.
- Multi-Tilter - Forward and rearward seat tilt with infinite tilt lock. Free-floating back angle control.
- All other models use a black urethane arch base and adjustable height forward swept arms with kidney shaped urethane armcaps (SC).
- Please Note: Loop arms will be the standard polished aluminum.
- C1 casters are standard.

- Standard in Special Leather/Mock Leather (Grade 5). Not available in Fabric.

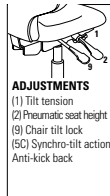
OPTIONAL FEATURES

- Optional ballistic style nylon outer back fabric available. Resistant to impact damage. Available in Black Only (BKB) Add \$13.00 (for models 4690LM-2 and 4691LM-2)
- Optional seat depth is available on models 4690LM-2, 4691LM-2 and 4691LM-3 Specify (MD). Add \$85.00
- Optional Chrome (CHM) base is available on armchair model 4698LM Only. Add \$91.00. Please Specify. Optional Black (BLK) finish is available on the base on models 4696LM and 4697LM Only, Add \$67.00. Please Specify.
- All Softcurve models are available under CAL 133, but only when upholstered in materials that are approved for California TB133 and a \$209 list upcharge is required.
- For hard surface flooring casters Please Specify C9R, add \$47.00
- For fully assembled in box, please specify SU. Add \$50.00.

DESCRIPTION FEATURES MODEL# STANDARD FABRIC GRADES



HB Synchro - Tilter with back angle adjustment
COM Yardage: 4.25
Freight Class: 150
Product Weight (lbs.): 56
Cubic Feet Per Carton: 11.50



ADJUSTMENTS
(1) Tilt tension
(2) Pneumatic seat height
(9) Chair tilt lock
(SC) Synchro-tilt action
Anti-kick back

Ergonomic Features:
A, B, C, H, L, M, N

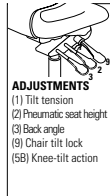
	1	2	3	4	5	6	7	8	9	10	11	12
4690LM-0	-	-	-	-	1117	-	-	1609	1781	2016	2414	2872

Leather/Mock Leather

OVERALL DIMENSIONS			SEAT DIMENSIONS			BACK DIMENSIONS	
W	D	H	W	D	H	W	H
26	27	45.5	20.5	18	17.5-21.5	20	26



HB Knee - Tilter
COM Yardage: 4.25
Freight Class: 150
Product Weight (lbs.): 56
Cubic Feet Per Carton: 11.50



ADJUSTMENTS
(1) Tilt tension
(2) Pneumatic seat height
(3) Back angle
(9) Chair tilt lock
(5B) Knee-tilt action

Ergonomic Features:
A, B, C, G, H, J, M, N

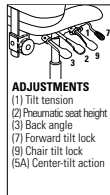
	1	2	3	4	5	6	7	8	9	10	11	12
4690LM-2	-	-	-	-	1210	-	-	1701	1873	2110	2507	2966

Leather/Mock Leather

OVERALL DIMENSIONS			SEAT DIMENSIONS			BACK DIMENSIONS	
W	D	H	W	D	H	W	H
26	27	45.5	20.5	18	17.5-21.5	20	26



HB Multi - Tilter
COM Yardage: 4.25
Freight Class: 150
Product Weight (lbs.): 56
Cubic Feet Per Carton: 11.50



ADJUSTMENTS
(1) Tilt tension
(2) Pneumatic seat height
(3) Back angle
(7) Forward tilt lock
(9) Chair tilt lock
(5A) Center-tilt action


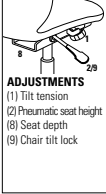


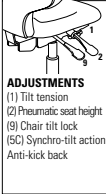


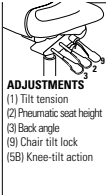


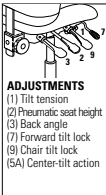


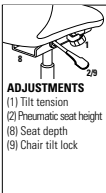

Ergonomic Features:
A, B, C, F, G, H, M, N, S






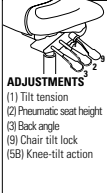

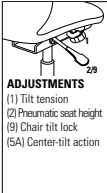

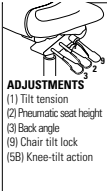
	1	2	3	4	5	6	7	8	9	10	11	12
4690LM-3	-	-	-	-	1117	-	-	1609	1781	2016	2414	2872


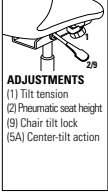

Leather/Mock Leather

OVERALL DIMENSIONS			SEAT DIMENSIONS			BACK DIMENSIONS	
W	D	H	W	D	H	W	H
26	27	45.5	20.5	18	17.5-21.5	20	20



DESCRIPTION	FEATURES	MODEL#	STANDARD FABRIC GRADES											
			1	2	3	4	5	6	7	8	9	10	11	12
 <p>MB Tilter COM Yardage: 4.25 Freight Class: 150 Product Weight (lbs.): 54 Cubic Feet Per Carton: 11.50</p>	 <p>ADJUSTMENTS (1) Tilt tension (2) Pneumatic seat height (8) Seat depth (9) Chair tilt lock</p>	<p>4690LM-4 Leather/Mock Leather</p>	1	2	3	4	5	6	7	8	9	10	11	12
			-	-	-	-	1036	-	-	1527	1699	1935	2335	2792
			OVERALL DIMENSIONS			SEAT DIMENSIONS			BACK DIMENSIONS					
			W	D	H	W	D	H	W	H				
26	27	45.5	20.5	18	17.5-21.5	20	20							
			RTA 2											
 <p>MB Synchro - Tilter with back angle adjustment COM Yardage: 3.75 Freight Class: 150 Product Weight (lbs.): 54 Cubic Feet Per Carton: 9.75</p>	 <p>ADJUSTMENTS (1) Tilt tension (2) Pneumatic seat height (9) Chair tilt lock (5C) Synchro-tilt action Anti-kick back</p>	<p>4691LM-0 Leather/Mock Leather</p>	1	2	3	4	5	6	7	8	9	10	11	12
			-	-	-	-	1053	-	-	1545	1637	1952	2200	2603
			OVERALL DIMENSIONS			SEAT DIMENSIONS			BACK DIMENSIONS					
			W	D	H	W	D	H	W	H				
26	26	39.5	20.5	18	17.5-21.5	20	20							
			RTA 2											
 <p>MB Knee - Tilter COM Yardage: 3.75 Freight Class: 150 Product Weight (lbs.): 54 Cubic Feet Per Carton: 9.75</p>	 <p>ADJUSTMENTS (1) Tilt tension (2) Pneumatic seat height (3) Back angle (8) Chair tilt lock (5B) Knee-tilt action</p>	<p>4691LM-2 Leather/Mock Leather</p>	1	2	3	4	5	6	7	8	9	10	11	12
			-	-	-	-	1149	-	-	1641	1733	2047	2294	2699
			OVERALL DIMENSIONS			SEAT DIMENSIONS			BACK DIMENSIONS					
			W	D	H	W	D	H	W	H				
26	26	39.5	20.5	18	17.5-21.5	20	20							
			RTA 2											
 <p>MB Multi - Tilter COM Yardage: 3.75 Freight Class: 150 Product Weight (lbs.): 54 Cubic Feet Per Carton: 9.75</p>	 <p>ADJUSTMENTS (1) Tilt tension (2) Pneumatic seat height (3) Back angle (7) Forward tilt lock (8) Chair tilt lock (5A) Center-tilt action</p>	<p>4691LM-3 Leather/Mock Leather</p>	1	2	3	4	5	6	7	8	9	10	11	12
			-	-	-	-	1053	-	-	1545	1637	1952	2200	2603
			OVERALL DIMENSIONS			SEAT DIMENSIONS			BACK DIMENSIONS					
			W	D	H	W	D	H	W	H				
26	26	39.5	20.5	18	17.5-21.5	20	20							
			RTA 1											
 <p>MB Tilter COM Yardage: 3.75 Freight Class: 150 Product Weight (lbs.): 54 Cubic Feet Per Carton: 9.75</p>	 <p>ADJUSTMENTS (1) Tilt tension (2) Pneumatic seat height (8) Seat depth (9) Chair tilt lock</p>	<p>4691LM-4 Leather/Mock Leather</p>	1	2	3	4	5	6	7	8	9	10	11	12
			-	-	-	-	972	-	-	1463	1555	1871	2118	2521
			OVERALL DIMENSIONS			SEAT DIMENSIONS			BACK DIMENSIONS					
			W	D	H	W	D	H	W	H				
26	26	39.5	20.5	18	17.5-21.5	20	20							
			RTA 1											

DESCRIPTION	FEATURES	MODEL#	STANDARD FABRIC GRADES											
			1	2	3	4	5	6	7	8	9	10	11	12
 Armchair COM Yardage: 3.75 Freight Class: 250 Product Weight (lbs.): 42 Cubic Feet Per Carton: 13	Ergonomic Features: H, M, N	4692LM	-	-	-	-	887	-	-	1379	1470	1786	2032	2436
			Leather/Mock Leather											
			OVERALL DIMENSIONS			SEAT DIMENSIONS			BACK DIMENSIONS					
			W	D	H	W	D	H	W	H				
26	26.5	38.5	20.5	18	18	20	20.5							
			RTA 00											
 MB Operator Armless COM Yardage: 3.75 Freight Class: 150 Product Weight (lbs.): 40 Cubic Feet Per Carton: 9.75	Ergonomic Features: C, F, G, M, N	4693LM-5	-	-	-	-	872	-	-	1365	1458	1771	2018	2424
			Leather/Mock Leather											
			OVERALL DIMENSIONS			SEAT DIMENSIONS			BACK DIMENSIONS					
			W	D	H	W	D	H	W	H				
20.5	26	39	20.5	18	17-21	20	20							
			RTA 1											
 HB Knee - Tilter Loop Arms COM Yardage: 4.25 Freight Class: 150 Product Weight (lbs.): 58 Cubic Feet Per Carton: 13.25	 ADJUSTMENTS (1) Tilt tension (2) Pneumatic seat height (3) Back angle (8) Chair tilt lock (5B) Knee-tilt action	4696LM-2	-	-	-	-	1233	-	-	1724	1895	2132	2530	2989
			Leather/Mock Leather											
			OVERALL DIMENSIONS			SEAT DIMENSIONS			BACK DIMENSIONS					
			W	D	H	W	D	H	W	H				
25	28	43.5	20.5	18	17-21	20	24							
			RTA 1											
 HB Tilter Loop Arms COM Yardage: 4.25 Freight Class: 250 Product Weight (lbs.): 45 Cubic Feet Per Carton: 13.25	 ADJUSTMENTS (1) Tilt tension (2) Pneumatic seat height (9) Chair tilt lock (5A) Center-tilt action	4696LM-4	-	-	-	-	1056	-	-	1548	1721	1957	2356	2813
			Leather/Mock Leather											
			OVERALL DIMENSIONS			SEAT DIMENSIONS			BACK DIMENSIONS					
			W	D	H	W	D	H	W	H				
25	28	43	20.5	18	17-21	20	24							
			RTA 1											
 MB Knee - Tilter Loop Arms COM Yardage: 3.75 Freight Class: 150 Product Weight (lbs.): 55 Cubic Feet Per Carton: 11.50	 ADJUSTMENTS (1) Tilt tension (2) Pneumatic seat height (3) Back angle (8) Chair tilt lock (5B) Knee-tilt action	4697LM-2	-	-	-	-	1171	-	-	1662	1755	2070	2316	2722
			Leather/Mock Leather											
			OVERALL DIMENSIONS			SEAT DIMENSIONS			BACK DIMENSIONS					
			W	D	H	W	D	H	W	H				
25	26	38	20.5	18	17.5-21.5	20	18.5							
			RTA 1											

DESCRIPTION	FEATURES	MODEL#	STANDARD FABRIC GRADES											
			1	2	3	4	5	6	7	8	9	10	11	12
 <p>MB Tilter Loop Arms COM Yardage: 3.75 Freight Class: 150 Product Weight (lbs.): 51 Cubic Feet Per Carton: 11.50</p>	 <p>ADJUSTMENTS (1) Tilt tension (2) Pneumatic seat height (3) Chair tilt lock (5A) Center-tilt action</p>	<p>4697LM-4 Leather/Mock Leather</p>	OVERALL DIMENSIONS			SEAT DIMENSIONS			BACK DIMENSIONS					
			W	D	H	W	D	H	W	H				
			25	26	37.5	20.5	18	17.5-21.5	20	18.5				
			<p>Ergonomic Features: A, B, C, M, N, S</p> <p>RTA 00</p>											
 <p>Armchair Loop Arms COM Yardage: 3.75 Freight Class: 250 Product Weight (lbs.): 42 Cubic Feet Per Carton: 17</p>		<p>4698LM Leather/Mock Leather</p>	OVERALL DIMENSIONS			SEAT DIMENSIONS			BACK DIMENSIONS					
			W	D	H	W	D	H	W	H				
			25	26.5	37	20.5	18	18	20	18.5				
			<p>Ergonomic Features: H, M, N</p> <p>RTA 00</p>											

SOLAR



model 8456



model 8457

STANDARD FEATURES

- A sophisticated and versatile seating solution for conference and collaborative environments. Designed by Paul Brooks.
- One Piece molded frame is extremely light (chair weighs 24 lbs) and exceeds BIFMA standard for commercial applications.
- Cascading forward seat surface and reverse edge profile provide better leg clearance and comfort.
- Integrated seat height adjustment lever is intuitive and easy to utilize.
- The under seat structure maintains the seamless and fluid aesthetic that defines Solar.

- C1 casters are standard.

OPTIONAL FEATURES

- Mesh is available in Midnight (MDN), Storm (STM), Dove (DVE), and Ivory (IVY).
- Polished Aluminum (ALU) base is available at an up charge \$110.00 list.
- To have Alabaster (ABR) base on the Asphalt (APT) frame, please add \$50.00 list
- Optional Black Glide (G) is available at no up charge.
- For hard floor surface casters please specify SC, please add \$87.00 list.
- For fully assembled in box, please specify SU. Add \$50.00.

DESCRIPTION FEATURES MODEL# STANDARD FABRIC GRADES



MB Mesh Tilter - Asphalt Base/Frame

COM Yardage: N/A
 Freight Class: 250
 Product Weight (lbs.): 24
 Cubic Feet Per Carton: 9

Ergonomic Features:
 C, M

	1	2	3	4	5	6	7	8	9	10	11	12
8456	725	-	-	-	-	-	-	-	-	-	-	-

OVERALL DIMENSIONS			SEAT DIMENSIONS			BACK DIMENSIONS	
W	D	H	W	D	H	W	H
23.25	25	36	19.25	18	17-21	19	19



	1	2	3	4	5	6	7	8	9	10	11	12
8457	795	-	-	-	-	-	-	-	-	-	-	-

OVERALL DIMENSIONS			SEAT DIMENSIONS			BACK DIMENSIONS	
W	D	H	W	D	H	W	H
23.25	25	36	19.25	18	17-21	19	19



MB Mesh Tilter - Alabaster Base/Frame

COM Yardage: N/A
 Freight Class: 250
 Product Weight (lbs.): 24
 Cubic Feet Per Carton: 9

Ergonomic Features:
 C, M



MB Mesh Stool - Asphalt Base/Frame

COM Yardage: N/A
 Freight Class: 250
 Product Weight (lbs.): 31
 Cubic Feet Per Carton: 9

Ergonomic Features:
 C, M

	1	2	3	4	5	6	7	8	9	10	11	12
8456S	925	-	-	-	-	-	-	-	-	-	-	-

OVERALL DIMENSIONS			SEAT DIMENSIONS			BACK DIMENSIONS	
W	D	H	W	D	H	W	H
23.25	25	42	19.25	18	22.5-30.5	19	19



MB Mesh Stool - Alabaster Base/Frame

COM Yardage: N/A
 Freight Class: 250
 Product Weight (lbs.): 31
 Cubic Feet Per Carton: 9

Ergonomic Features:
 C, M

	1	2	3	4	5	6	7	8	9	10	11	12
8457S	995	-	-	-	-	-	-	-	-	-	-	-

OVERALL DIMENSIONS			SEAT DIMENSIONS			BACK DIMENSIONS	
W	D	H	W	D	H	W	H
23.25	25	42	19.25	18	22.5-30.5	19	19



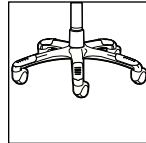
SOLO®



model 5227



model 5226



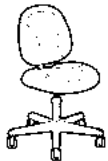
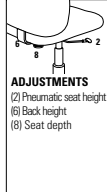
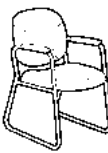

Optional Base
Polished Aluminum base with black scuff tips. Specify "B2". Add \$110.00.






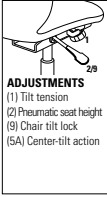

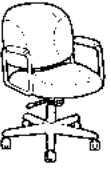
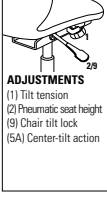

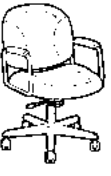
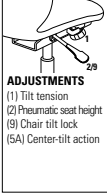

STANDARD FEATURES

- Contoured seat and back, waterfall seat edge and SSU armcaps provide extended comfort.
- All models (except armchairs) are standard with a five-legged, injection molded base.
- Frame is standard in Black (BK).
- Ganging Clamp 5233 used for models 5225 and 5226 sled base models. Can be used for Supra models 5332 and 5332L (see page 203).
- Ganging Clamp 2755 For model 5226. Zinc plated.
- Specifications and pricing is for 1 chair.
- Armchair models are standard with Black (BK) glides.
- C65 casters are standard.
- For availability of chair series in Vinyl, please contact a Global Sales Representative.
- Not available in Leather.

OPTIONAL FEATURES

- Frame is optional in a Tungsten (TUN) finish. No additional charge. Please Specify. (except on model 5224, Base is available in Black only.)
- Chrome upper finish with Black base available on models 5224, 5227 and 5228 or all Chrome on models 5225 and 5226. Add 10% of opening published grade price.
- Optional ballistic style nylon outer back fabric available. Resistant to impact damage. Available in Black Only (BKB) Add \$13.00
- Vinyl Bumper Guard available with back edge vinyl bumper guard option (VBG). Add \$16.00.
- Non Marking (NM) glides are available at No charge to replace Black glides. Please Specify.
- Polished Aluminum base with black scuff tips. Specify "B2". Add \$110.00.
- Please refer to the "Casters Selection" section of the price book for caster options. Optional casters may be priced higher than the standard casters for your chair and the difference will be charged. Lower priced optional casters will not be credited.
- For hard surface flooring casters Please Specify C65R, add \$47.00
- For fully assembled in box, please specify SU. Add \$50.00.

DESCRIPTION	FEATURES	MODEL#	STANDARD FABRIC GRADES												
			1	2	3	4	5	6	7	8	9	10	11	12	
 <p>LB Task COM Yardage: 1.50 Freight Class: 250 Product Weight (lbs.): 21 Cubic Feet Per Carton: 5.88 (2 per carton)</p>	 <p>ADJUSTMENTS (2) Pneumatic seat height (6) Back height (8) Seat depth</p>	5224	339	377	405	448	510	531	586	688	736	832	961	1124	
			OVERALL DIMENSIONS			SEAT DIMENSIONS			BACK DIMENSIONS						
			W	D	H	W	D	H	W	H					
			20	22	34	20	15.5-17.5	15.75-21.25	17	17.5-17.5					
			RTA 00												
 <p>Armchair COM Yardage: 1.25 Freight Class: 250 Product Weight (lbs.): 25 Cubic Feet Per Carton: 10.13 (2 per carton)</p>	<p>Ergonomic Features: C, D, E, M, N</p>	5225	285	315	340	377	428	446	492	576	618	696	804	939	
			OVERALL DIMENSIONS			SEAT DIMENSIONS			BACK DIMENSIONS						
			W	D	H	W	D	H	W	H					
			24	25	34	20	18	18	20	18					
			RTA 00												
 <p>Side Chair COM Yardage: 1.25 Freight Class: 250 Product Weight (lbs.): 21 Cubic Feet Per Carton: 8.75 (2 per carton)</p>	<p>Ergonomic Features: M, N</p>	5226	264	296	320	357	408	427	471	556	597	677	784	939	
			OVERALL DIMENSIONS			SEAT DIMENSIONS			BACK DIMENSIONS						
			W	D	H	W	D	H	W	H					
			22	25.5	34	20	18	18	20	18					
			RTA 00												

DESCRIPTION	FEATURES	MODEL#	STANDARD FABRIC GRADES													
			1	2	3	4	5	6	7	8	9	10	11	12		
 Ganging Clamp COM Yardage: N/A Freight Class: 70 Product Weight (lbs.): 1 Cubic Feet Per Carton: .10 (2 per carton)		5233	19	-	-	-	-	-	-	-	-	-	-	-		
			OVERALL DIMENSIONS			SEAT DIMENSIONS			BACK DIMENSIONS							
			W	D	H	W	D	H	W	H						
			0.87	7.75	1.5	-	-	-	-	-						
																
 Ganging Clamp COM Yardage: N/A Freight Class: 70 Product Weight (lbs.): .30 Cubic Feet Per Carton: .10		2755	21	-	-	-	-	-	-	-	-	-	-			
			OVERALL DIMENSIONS			SEAT DIMENSIONS			BACK DIMENSIONS							
			W	D	H	W	D	H	W	H						
			3	0.75	1	-	-	-	-	-						
																
 HB Tilter COM Yardage: 1.50 Freight Class: 150 Product Weight (lbs.): 41 Cubic Feet Per Carton: 10.13 (2 per carton)	 ADJUSTMENTS (1) Tilt tension (2) Pneumatic seat height (9) Chair tilt lock (5A) Center-tilt action	5227	421	457	487	529	591	613	667	772	819	914	1043	1205		
			OVERALL DIMENSIONS			SEAT DIMENSIONS			BACK DIMENSIONS							
			W	D	H	W	D	H	W	H						
			24	25.5	38	20	18.5	17.75-21.75	20	19.5						
																
			RTA 00													
			Ergonomic Features: A, B, C, M, N, S													
 LB Tilter COM Yardage: 1.25 Freight Class: 250 Product Weight (lbs.): 32 Cubic Feet Per Carton: 10.13 (2 per carton)	 ADJUSTMENTS (1) Tilt tension (2) Pneumatic seat height (9) Chair tilt lock (5A) Center-tilt action	5228	379	409	433	470	521	540	585	669	710	789	897	1032		
			OVERALL DIMENSIONS			SEAT DIMENSIONS			BACK DIMENSIONS							
			W	D	H	W	D	H	W	H						
			24	24.5	34	20	18.5	17.75-21.75	20	17.5						
																
			RTA 00													
			Ergonomic Features: A, B, C, M, N, S													
 LB Tilter COM Yardage: 1.25 Freight Class: 250 Product Weight (lbs.): 33 Cubic Feet Per Carton: 9 (2 per carton)	 ADJUSTMENTS (1) Tilt tension (2) Pneumatic seat height (9) Chair tilt lock (5A) Center-tilt action	5228-9	394	424	447	482	532	550	593	676	716	793	898	1028		
			OVERALL DIMENSIONS			SEAT DIMENSIONS			BACK DIMENSIONS							
			W	D	H	W	D	H	W	H						
			24	24.5	34	20	18.5	17.75-21.75	20	17.5						
																
			RTA 00													
			Ergonomic Features: A, B, C, M, N, S													


SPREE



model 6040 - Mesh Back



model 6041 - Upholstered




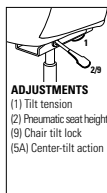


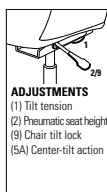

Optional Black/Silver Mesh (S0).


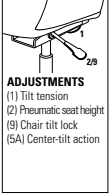


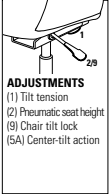

STANDARD FEATURES

- This series offers a high quality mesh back and upholstered back task chairs with a zero lift seat while tilting.
- The back is designed specifically to avoid restricting upper body movement allowing the user to easily access space all around their work station.
- Lumbar area wraps around the users waist to provide a secure feeling and excellent lumbar support.
- The back of the seat slides to the rear and reclines while tilting to provide a smooth comfortable tilt action. Front of the seat does not lift during tilting, so feet stay flat on the floor.
- The seat structure is flexible and is suspended over space that allows the seat to move a flex with the user ensuring long-term comfort.
- Features a unique seat depth adjustment with controls at your fingertips. Controls are located on either side of the seat so the seat can easily slide and extend the roll out seat edge providing 1.5" of additional seat depth.
- Standard Height adjustable arms with 4" of height adjustment. Arm caps rotate 30 degrees towards keyboard.
- Black five prong, injection molded, fiberglass reinforced nylon based is standard.
- Arms attached to the mechanism and are designed to recline with the back movement. Arms will not move away from back.
- Standard with side adjusted tilt tension, rotate knob through five clicks to select right tension.
- Spree is equipped with Global's high quality Soft Descent pneumatic lift which slowly and gently lowers the height of the chair making it easy to obtain the desired position.
- C1 dual wheel carpet casters are standard on five prong base models.

OPTIONAL FEATURES

- Mesh backs are available in 7 colors: White (S1), Black (S2), Blue (S3), Green (S4), Orange (S5), Charcoal (S6), and Sand (S7).
- Optional specialty color Black/Silver (S0) mesh with black vertical stripes on the front with silver vertical stripes visible from the back. Please specify (S0) mesh. Add \$150.00.
- Optional Polished aluminum base available. Please specify ALU. Add \$110.00.
- For hard surface flooring casters, please specify C9R casters. Add \$63.00
- Please refer to the "Casters Selection" section of the price book for caster options. Optional casters may be priced higher than the standard casters for your chair and the difference will be charged. Lower priced optional casters will not be credited.
- All models are available in fabric, vinyl or leather with EXCEPTION of Jenny, Pebbles, Quilt and Station textiles. Not available in Leather/Mock leather combination.
- For fully assembled in box, please specify SU. Add \$50.00.

DESCRIPTION	FEATURES	MODEL#	STANDARD FABRIC GRADES														
			1	2	3	4	5	6	7	8	9	10	11	12			
 <p>MB Synchro - Tilter COM Yardage: 1 Freight Class: 150 Product Weight (lbs.): 50 Cubic Feet Per Carton: 11</p>	 <p>ADJUSTMENTS (1) Tilt tension (2) Pneumatic seat height (9) Chair tilt lock (5A) Center-tilt action</p>	<p>Mesh Back</p> <p>Ergonomic Features: A, B, C, E, H, L, M, N, R</p> <p>RTA 2 </p>	6040	725	749	768	796	835	850	884	951	983	1044	1128	1232		
			6040L Leather	-	-	-	-	-	-	-	1000	1043	1097	1189	1134		
			OVERALL DIMENSIONS			SEAT DIMENSIONS			BACK DIMENSIONS								
			W	D	H	W	D	H	W	H							
	26	25	39	19.5	15-16.5	16-20	15.5	20									
 <p>MB Synchro - Tilter COM Yardage: 1.50 Freight Class: 150 Product Weight (lbs.): 51 Cubic Feet Per Carton: 11</p>	 <p>ADJUSTMENTS (1) Tilt tension (2) Pneumatic seat height (9) Chair tilt lock (5A) Center-tilt action</p>	<p>Upholstered Back</p> <p>Ergonomic Features: A, B, C, E, H, L, M, N, R</p> <p>RTA 2 </p>	6041	875	911	939	981	1040	1062	1114	1213	1261	1354	1479	1636		
			6041L Leather	-	-	-	-	-	-	1200	1266	1347	1484	1640			
			OVERALL DIMENSIONS			SEAT DIMENSIONS			BACK DIMENSIONS								
			W	D	H	W	D	H	W	H							
	26	25	39	19.5	15-16.5	16-20	15.5	20									

DESCRIPTION	FEATURES	MODEL#	STANDARD FABRIC GRADES												
			1	2	3	4	5	6	7	8	9	10	11	12	
 <p>Armless MB Synchro - Tilter COM Yardage: 1 Freight Class: 150 Product Weight (lbs.): 44 Cubic Feet Per Carton: 11</p>	 <p>ADJUSTMENTS (1) Tilt tension (2) Pneumatic seat height (9) Chair tilt lock (5A) Center-tilt action</p> <p>Mesh Back</p> <p>Ergonomic Features: A, B, C, E, L, M, N</p>	6040NA	675	701	721	752	795	815	855	917	965	1019	1129	1247	
		6040LNA Leather	-	-	-	-	-	-	-	-	791	840	893	1003	1121
		OVERALL DIMENSIONS			SEAT DIMENSIONS			BACK DIMENSIONS							
		W	D	H	W	D	H	W		H					
		19.5	25	39	19.5	15-16.5	16-20	15.5		20					
			RTA 1												
 <p>Armless MB Synchro - Tilter COM Yardage: 1.50 Freight Class: 150 Product Weight (lbs.): 44 Cubic Feet Per Carton: 11</p>	 <p>ADJUSTMENTS (1) Tilt tension (2) Pneumatic seat height (9) Chair tilt lock (5A) Center-tilt action</p> <p>Upholstered Back</p> <p>Ergonomic Features: A, B, C, E, L, M, N</p>	6041NA	825	865	895	941	1006	1036	1095	1189	1261	1341	1507	1683	
		6041LNA Leather	-	-	-	-	-	-	-	1150	1224	1304	1470	1646	
		OVERALL DIMENSIONS			SEAT DIMENSIONS			BACK DIMENSIONS							
		W	D	H	W	D	H	W		H					
		19.5	25	39	19.5	15-16.5	16-20	15.5		20					
			RTA 1												

SPRITZ™



Spritz is offered in two back heights, with or without an optional lumbar support

MECHANISMS OPTIONS

Tilter (-4)

ADJUSTMENTS
 (1) Tilt tension
 (2) Pneumatic seat height
 (8) Manual seat depth
 (9) Upright position tilt lock
 Center tilt action

Ergonomic Features:
 A, B, C, D, E, H, M, N, Q, S, U

Weight Sensing (-8)

ADJUSTMENTS
 Automatic tilt tension
 (2) Pneumatic seat height
 Back/lumbar height
 (8) Sliding seat depth
 (9) Multi position tilt lock

Ergonomic Features:
 A, B, C, E, H, L, M, N, Q, U

SPRITZ NESTING/MULTI-PURPOSE CHAIRS



For Spritz Nesting/Multi-Purpose chairs, please refer to Multi-Purpose section of price book.

STANDARD FEATURES

- An exceptionally comfortable chair series featuring a sophisticated, translucent mesh and models for all applications.
- Side activated sliding seat depth adjustment (MD) is standard on weight sensing synchro tilter control mechanism.
- Standard with height adjustable, forward swept arms and sliding armcaps (G4).
- Standard with Global's high quality Soft Descent™ pneumatic lift which slowly and gently lowers the seat height of the chair making it easy to obtain the exact seat height you desire.
- Five prong, injection molded, fiberglass reinforced nylon Blacked base with C10 dual wheel carpet casters.
- Seat and headrest (where applicable) can be upholstered in any standard Global fabric, vinyl or leather.
- Models can be ordered in Leather using appropriate grade. No leather/mock leather combination available.

OPTIONAL FEATURES

- For additional caster options, please refer to the Arm and Caster section.
- Optional casters may be priced higher than the standard casters for your chair and the difference will be charged. Lower priced optional casters will not be credited.

OPTION CODES

Please add option codes in the following order:




- **Model number**
6760 Task Chair w/Adjustable Headrest
6761 Task Chair
- Add **(-33)** to model number if CAL133 is required.
- Add **(-4)** to model number if ordering Tilter mechanism
 Add **(-8)** to model number if ordering Weight Sensing Synchro-Tilter mechanism
- **Fabric**
 Specify fabric code for seat.
- **Arms**
(G4) Black nylon arms w/SSU armcaps..... **Standard**
- **Lumbar Pad Option**
(LSP) Lumbar Pad..... **Add \$25.00**
- **Base**
(BK) Black nylon base..... **Standard**
(M2) Steel Chrome base..... **Add \$40.00**
- **Casters**
(C10) Dual wheel carpet casters **Standard**
(C10R) Dual wheel hard floor casters..... **Add \$42.00**
- **Mesh Back**
(U1) Black
(U2) Burgundy
(U3) Blue
(U4) Green
 (colors shown on website)
- **Vari-Width**
(WA) Width adjustable arm extensions **Add \$56.00**
- **Chair Assembly**
(-SU) Assembled in Box..... **Add \$50.00**

EXAMPLE OF ORDER CODE:

6760-4	WA50	G4	LSP	SD	C10	U2	WA	SU
Model Number	Fabric	Arms	Lumbar Pad	Base	Casters	Mesh Back	Vari-Width	Chair Assembly

DESCRIPTION	FEATURES	MODEL#	STANDARD FABRIC GRADES											
			1	2	3	4	5	6	7	8	9	10	11	12
 Tilter w/Adjustable Headrest COM Yardage: 1 Freight Class: 150 Product Weight (lbs.): 49 Cubic Feet Per Carton: 11		6760-4	740	767	787	818	861	881	921	983	1031	1085	1195	1313
			OVERALL DIMENSIONS			SEAT DIMENSIONS			BACK DIMENSIONS					
			W	D	H	W	D	H	W	H				
		26	24	45	19.5	19	16-20	17.5	27					

RTA 2

DESCRIPTION	FEATURES	MODEL#	STANDARD FABRIC GRADES											
			1	2	3	4	5	6	7	8	9	10	11	12
 <p>Weight Sensing Sychro-Tilter w/Adjustable Headrest COM Yardage: 1 Freight Class: 150 Product Weight (lbs.): 55 Cubic Feet Per Carton: 11</p>		6760-8	840	867	887	918	961	981	1021	1083	1131	1185	1295	1413
			OVERALL DIMENSIONS			SEAT DIMENSIONS			BACK DIMENSIONS					
			W	D	H	W	D	H	W	H				
			26	24	45	19.5	19-21.5	16-20	17.5	27				
			RTA 2											
 <p>Tilter COM Yardage: 1 Freight Class: 150 Product Weight (lbs.): 48 Cubic Feet Per Carton: 10.50</p>		6761-4	695	721	741	772	815	835	875	937	985	1039	1149	1267
			OVERALL DIMENSIONS			SEAT DIMENSIONS			BACK DIMENSIONS					
			W	D	H	W	D	H	W	H				
			26	24	38.5	19.5	19	16-20	17.5	20				
			RTA 2											
 <p>Weight Sensing Sychro-Tilter COM Yardage: 1 Freight Class: 150 Product Weight (lbs.): 54 Cubic Feet Per Carton: 10.50</p>		6761-8	795	821	841	838	915	935	975	1037	1085	1139	1249	1367
			OVERALL DIMENSIONS			SEAT DIMENSIONS			BACK DIMENSIONS					
			W	D	H	W	D	H	W	H				
			26	24	38.5	19.5	19-21.5	16-20	17.5	20				
			RTA 2											

SUPRA™



model 5330-4 (UB)



model 5332 (TUN)



Impact Resistant Back
All models are standard with an impact resistant back cover, in Black Only.



model 5332



Optional Base
Arched aluminum base available as an option on models that are standard with a black arched base. Specify "B5". Add 110.00.

STANDARD FEATURES

- Contoured cushions support the user in a comfortable, contemporary style.
- Stylish arm/frame design sweeps from under the seat through the back and culminates in a hoop at the rear of the seat.
- Tilters are standard with a Tungsten (TUN) finish and Black base. Armchairs are standard with a Tungsten finish (TUN).
- Molded self-skinned urethane waterfall armrests are available in Black (BK) Only.
- The impact resistant outer back shell adds a decorative look and protects from damage. Available in Black (BK) Only.
- All models (except armchairs) are standard with a five-legged, injection molded "spider" base with C65 casters are standard.
- Model 5331-4SC features a self centering cylinder which swivels and automatically returns to the starting seat location. This model is standard with a flat 5 star base in Black (BK) with C7 glides.

OPTIONAL FEATURES

- Models 5332 and 5332L can be joined together using ganging clamp model 5233.
- Optional steel cushioned glides (B) are available on models 5332 and 5332L. Add \$18.00. Please specify
- Please note that partially KD models 5330-4 and 5331-5 are part of the 2 Day Lightning quick ship program. Please contact a Global Sales Representative.
- Not available in Leather/Mock Leather combination (Grade 5).
- Optional frame finishes include: Please Specify a Tungsten finish with Tungsten base (UT)* on Tilter models. Add \$53.00. (* Equipped with a 3" cylinder instead of the standard 4" cylinder to maintain seat height range.) For a Chrome (CH) finish on armchairs. Add \$83.00.
- Please refer to the "Casters Selection" section of the price book for caster options. Optional casters may be priced higher than the standard casters for your chair and the difference will be charged. Lower priced optional casters will not be credited.
- For hard surface flooring casters, please specify C65R casters. Add \$47.00
- For fully assembled in box, please specify SU. Add \$50.00.

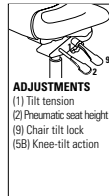
DESCRIPTION FEATURES MODEL# STANDARD FABRIC GRADES



5330-2



5330L-2



ADJUSTMENTS
(1) Tilt tension
(2) Pneumatic seat height
(9) Chair tilt lock
(5B) Knee-tilt action

HB Knee - Tilter
COM Yardage: 1.50
Freight Class: 250
Product Weight (lbs.): 41
Cubic Feet Per Carton: 13.25

Ergonomic Features:
A, B, C, J, M, N

MODEL#	1	2	3	4	5	6	7	8	9	10	11	12
5330-2	642	679	708	752	812	834	889	991	1041	1135	1264	1426

5330L-2	-	-	-	-	-	-	-	1059	1126	1210	1351	1512
---------	---	---	---	---	---	---	---	------	------	------	------	------

OVERALL DIMENSIONS			SEAT DIMENSIONS			BACK DIMENSIONS	
W	D	H	W	D	H	W	H

26	27	42.5	21	18.5	17.5-21.5	20	24
----	----	------	----	------	-----------	----	----

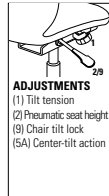
RTA 2



5330-4



5330L-4



ADJUSTMENTS
(1) Tilt tension
(2) Pneumatic seat height
(9) Chair tilt lock
(5A) Center-tilt action

HB Tilter
COM Yardage: 1.50
Freight Class: 250
Product Weight (lbs.): 38
Cubic Feet Per Carton: 12

Ergonomic Features:
A, B, C, M, N, S

MODEL#	1	2	3	4	5	6	7	8	9	10	11	12
5330-4	487	523	552	596	656	679	733	836	886	981	1109	1271

5330L-4	-	-	-	-	-	-	-	893	961	1044	1184	1346
---------	---	---	---	---	---	---	---	-----	-----	------	------	------

OVERALL DIMENSIONS			SEAT DIMENSIONS			BACK DIMENSIONS	
W	D	H	W	D	H	W	H

26	27	42	21	18.5	16.5-20.5	20	24
----	----	----	----	------	-----------	----	----

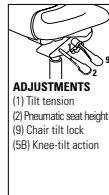
RTA 2



5331-2



5331L-2



ADJUSTMENTS
(1) Tilt tension
(2) Pneumatic seat height
(9) Chair tilt lock
(5B) Knee-tilt action

MB Knee - Tilter
COM Yardage: 1.25
Freight Class: 250
Product Weight (lbs.): 39
Cubic Feet Per Carton: 13.25

Ergonomic Features:
A, B, C, J, M, N

MODEL#	1	2	3	4	5	6	7	8	9	10	11	12
5331-2	608	639	664	699	751	769	815	898	940	1019	1127	1262

5331L-2	-	-	-	-	-	-	-	960	1015	1086	1203	1336
---------	---	---	---	---	---	---	---	-----	------	------	------	------

OVERALL DIMENSIONS			SEAT DIMENSIONS			BACK DIMENSIONS	
W	D	H	W	D	H	W	H

26	26	39.5	21	18.5	17.5-21.5	20	19.5
----	----	------	----	------	-----------	----	------

RTA 2

DESCRIPTION

FEATURES

MODEL#

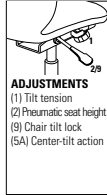
STANDARD FABRIC GRADES



5331-4



5331L-4



MB Tilter

COM Yardage: 1.25
 Freight Class: 250
 Product Weight (lbs.): 35
 Cubic Feet Per Carton: 12

Ergonomic Features:
 A, B, C, M, N, S

	1	2	3	4	5	6	7	8	9	10	11	12
5331-4	455	485	512	545	597	617	661	747	787	866	974	1109
5331L-4 Leather	-	-	-	-	-	-	-	797	851	920	1040	1173
OVERALL DIMENSIONS			SEAT DIMENSIONS			BACK DIMENSIONS						
W	D	H	W	D	H	W	H					
26	26	39	21	18.5	16.5-20.5	20	19.5					

RTA 2



5331-4SC



5331L-4SC

MB Conference Chair

COM Yardage: 1.25
 Freight Class: 250
 Product Weight (lbs.): 37
 Cubic Feet Per Carton: 11.50

Ergonomic Features:
 A, B, C, M, N, S

	1	2	3	4	5	6	7	8	9	10	11	12
5331-4SC	505	538	562	598	652	669	715	802	845	926	1035	1172
5331L-4SC Leather	-	-	-	-	-	-	-	848	905	977	1096	1234
OVERALL DIMENSIONS			SEAT DIMENSIONS			BACK DIMENSIONS						
W	D	H	W	D	H	W	H					
26	26	37	21	18.5	18	20	19.5					

RTA 2



5332



5332L

Armchair

COM Yardage: 1.25
 Freight Class: 300
 Product Weight (lbs.): 28
 Cubic Feet Per Carton: 17

Ergonomic Features:
 M, N

	1	2	3	4	5	6	7	8	9	10	11	12
5332	379	409	433	470	521	540	585	669	710	789	897	1032
5332L Leather	-	-	-	-	-	-	-	714	772	841	958	1093
OVERALL DIMENSIONS			SEAT DIMENSIONS			BACK DIMENSIONS						
W	D	H	W	D	H	W	H					
25	25.5	36	21	18.5	17.5	20	19.5					

RTA 00



5332C



5332LC

Armchair Casters

COM Yardage: 1.25
 Freight Class: 300
 Product Weight (lbs.): 28
 Cubic Feet Per Carton: 17

Ergonomic Features:
 M, N

	1	2	3	4	5	6	7	8	9	10	11	12
5332C	500	531	556	593	645	664	710	797	839	919	1029	1167
5332LC Leather	-	-	-	-	-	-	-	956	1012	1073	1203	1339
OVERALL DIMENSIONS			SEAT DIMENSIONS			BACK DIMENSIONS						
W	D	H	W	D	H	W	H					
25	25.5	38	21	18.5	17.5	20	19.5					

RTA 00



5335



5335L

Armchair Sled base

COM Yardage: 1.25
 Freight Class: 300
 Product Weight (lbs.): 33
 Cubic Feet Per Carton: 17.50

Ergonomic Features:
 M, N



	1	2	3	4	5	6	7	8	9	10	11	12
5335	455	485	512	545	597	617	661	747	787	866	974	1109
5335L Leather	-	-	-	-	-	-	-	797	851	920	1040	1173
OVERALL DIMENSIONS			SEAT DIMENSIONS			BACK DIMENSIONS						
W	D	H	W	D	H	W	H					
25	28	38	21	18.5	18.5	20	19.5					

RTA 00



SUPRA X™



model 5336-3 (UG)

model 5336-5



Impact Resistant Back
All models are standard with an impact resistant back cover, in Black Only.



model 5337-6



Optional Base
An optional five-legged, arched metal base in Tungsten finish is available. (No Cover Can Used) Specify (UG). Add \$6.00.

STANDARD FEATURES

- Ergonomic office seating with height adjustable lumbar support.
- Control knobs on the outside of the back allow the adjustment of the lumbar support.
- An impact resistant outer back shell adds a distinctive look to this series and protects against damage.
- Standard with adjustable height forward swept arms with kidney shaped urethane armcaps (SC).
- Base and frame are standard in Black (BK).
- All models are standard with a five-legged, injection molded "spider" base.
- C65 casters are standard.

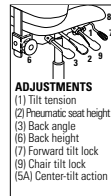
OPTIONAL FEATURES

- Please refer to "Arms Selection" section of the price book for arm options.
- Please refer to the "Casters Selection" section of the price book for caster options. Optional casters may be priced higher than the standard casters for your chair and the difference will be charged. Lower priced optional casters will not be credited.
- For hard surface flooring casters, please specify C65R casters. Add \$47.00
- For availability of chair series in Vinyl, please contact a Global Sales Representative. Not available in Leather/Mock Leather combination (Grade 5).
- Vari-Width Adapter Plate (WA) is standard when chair is ordered with adjustable height arms. Allows each arm to move outward an additional 2" (for a total of 4" extra seat width) and locks with the use of an easy to maneuver lever (WA).
- For fully assembled in box, please specify SU. Add \$50.00.

DESCRIPTION FEATURES MODEL# STANDARD FABRIC GRADES



HB Multi - Tilter
COM Yardage: 1.50
Freight Class: 150
Product Weight (lbs.): 50
Cubic Feet Per Carton: 9.75

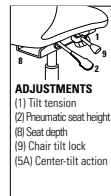


Ergonomic Features:
A, B, C, E, G, H, M, N, S

MODEL#	STANDARD FABRIC GRADES											
	1	2	3	4	5	6	7	8	9	10	11	12
5333-3	731	768	798	842	905	927	982	1087	1136	1234	1366	1530
5333L-3 Leather	-	-	-	-	-	-	-	1045	1113	1198	1343	1506
OVERALL DIMENSIONS			SEAT DIMENSIONS			BACK DIMENSIONS						
W	D	H	W	D	H	W	H					
26	26.5	41	20	19-20	16-20	18	23.5					



HB Tilter
COM Yardage: 1.50
Freight Class: 150
Product Weight (lbs.): 47
Cubic Feet Per Carton: 9.75

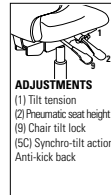


Ergonomic Features:
A, B, C, E, H, M, N, S

MODEL#	STANDARD FABRIC GRADES											
	1	2	3	4	5	6	7	8	9	10	11	12
5333-4	681	718	749	793	855	876	933	1037	1087	1183	1316	1481
5333L-4 Leather	-	-	-	-	-	-	-	1072	1140	1225	1369	1534
OVERALL DIMENSIONS			SEAT DIMENSIONS			BACK DIMENSIONS						
W	D	H	W	D	H	W	H					
26	25.5	41.5	21	18-19	16-20	18	23					





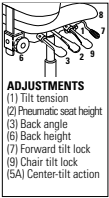



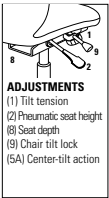



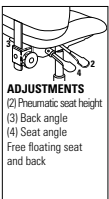



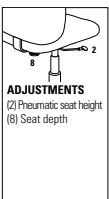



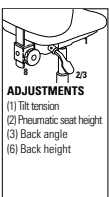

MB Synchro - Tilter
COM Yardage: 1.25
Freight Class: 150
Product Weight (lbs.): 49
Cubic Feet Per Carton: 9.75



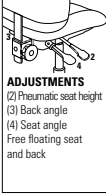



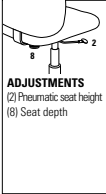



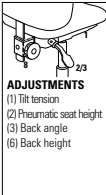



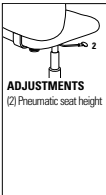



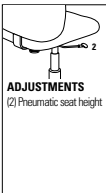



Ergonomic Features:
A, B, C, H, L, M, N, Q

MODEL#	STANDARD FABRIC GRADES											
	1	2	3	4	5	6	7	8	9	10	11	12
5336-1	853	887	911	948	1000	1018	1065	1151	1193	1275	1382	1520
5336L-1 Leather	-	-	-	-	-	-	-	1339	1391	1456	1566	1692
OVERALL DIMENSIONS			SEAT DIMENSIONS			BACK DIMENSIONS						
W	D	H	W	D	H	W	H					
26	26.5	37.5	20	19-20	16-20	18	16.5					



DESCRIPTION		FEATURES	MODEL#	STANDARD FABRIC GRADES											
				1	2	3	4	5	6	7	8	9	10	11	12
 <p>5336-3</p>	 <p>5336L-3</p>	 <p>ADJUSTMENTS (1) Tilt tension (2) Pneumatic seat height (3) Back angle (6) Back height (7) Forward tilt lock (8) Chair tilt lock (5A) Center-tilt action</p>	5336-3	621	646	665	694	734	751	786	855	887	950	1037	1145
			5336L-3	-	-	-	-	-	-	-	-	-	833	889	959
MB Multi - Tilter		Ergonomic Features: A, B, C, E, G, H, M, N, Q, S	OVERALL DIMENSIONS			SEAT DIMENSIONS			BACK DIMENSIONS						
COM Yardage: 1.25 Freight Class: 150 Product Weight (lbs.): 47 Cubic Feet Per Carton: 8.25			W	D	H	W	D	H	W	D	H	W	H		
			26	26.5	37.5	20	17-18.5	17-21	18				20		
			RTA 2												
 <p>5336-4</p>	 <p>5336L-4</p>	 <p>ADJUSTMENTS (1) Tilt tension (2) Pneumatic seat height (8) Seat depth (9) Chair tilt lock (5A) Center-tilt action</p>	5336-4	621	646	665	694	734	751	786	855	887	950	1037	1145
			5336L-4	-	-	-	-	-	-	-	-	855	911	981	1097
HB Tilter		Ergonomic Features: A, B, C, E, H, M, N, Q, S	OVERALL DIMENSIONS			SEAT DIMENSIONS			BACK DIMENSIONS						
COM Yardage: 1.25 Freight Class: 150 Product Weight (lbs.): 45 Cubic Feet Per Carton: 8.25			W	D	H	W	D	H	W	D	H	W	H		
			26	25.5	37.5	21	18-19	16-20	19				19		
			RTA 2												
 <p>5336-5</p>	 <p>5336L-5</p>	 <p>ADJUSTMENTS (2) Pneumatic seat height (3) Back angle (4) Seat angle Free floating seat and back</p>	5336-5	600	626	645	675	714	731	765	834	868	932	1017	1125
			5336L-5	-	-	-	-	-	-	-	-	824	880	949	1067
MB Operator		Ergonomic Features: C, E, F, G, H, M, N, Q, S	OVERALL DIMENSIONS			SEAT DIMENSIONS			BACK DIMENSIONS						
COM Yardage: 1.25 Freight Class: 150 Product Weight (lbs.): 44 Cubic Feet Per Carton: 7.50			W	D	H	W	D	H	W	D	H	W	H		
			26	27.5	37.5	20	17-18.5	16.5-21.5	18				20		
			RTA 2												
 <p>5336-6</p>	 <p>5336L-6</p>	 <p>ADJUSTMENTS (2) Pneumatic seat height (8) Seat depth</p>	5336-6	505	529	548	577	619	634	669	737	772	834	919	1028
			5336L-6	-	-	-	-	-	-	-	-	733	788	859	975
MB Task		Ergonomic Features: C, E, H, M, N, Q	OVERALL DIMENSIONS			SEAT DIMENSIONS			BACK DIMENSIONS						
COM Yardage: 1.25 Freight Class: 150 Product Weight (lbs.): 36 Cubic Feet Per Carton: 7.50			W	D	H	W	D	H	W	D	H	W	H		
			26	25	38.5	20	17-18.5	16.5-21.5	18				20		
			RTA 2												
 <p>5336-7</p>	 <p>5336L-7</p>	 <p>ADJUSTMENTS (1) Tilt tension (2) Pneumatic seat height (3) Back angle (6) Back height</p>	5336-7	632	656	676	705	746	760	797	865	896	961	1047	1155
			5336L-7	-	-	-	-	-	-	-	-	871	928	997	1114
MB Posture Task		Ergonomic Features: A, C, E, G, H, M, N, Q	OVERALL DIMENSIONS			SEAT DIMENSIONS			BACK DIMENSIONS						
COM Yardage: 1.25 Freight Class: 150 Product Weight (lbs.): 36 Cubic Feet Per Carton: 7.50			W	D	H	W	D	H	W	D	H	W	H		
			26	24	37.5	20	17-18.5	16.5-21.5	18				20		
			RTA 2												

DESCRIPTION		FEATURES		MODEL#		STANDARD FABRIC GRADES											
						1	2	3	4	5	6	7	8	9	10	11	12
 <p>5337-5</p>	 <p>5337L-5</p>	 <p>ADJUSTMENTS (2) Pneumatic seat height (3) Back angle (4) Seat angle Free floating seat and back.</p>	5337-5		497	522	541	569	611	626	662	731	761	827	913	1020	
			5337L-5		-	-	-	-	-	-	-	-	-	718	774	843	960
<p>MB Operator Armless COM Yardage: 1.25 Freight Class: 150 Product Weight (lbs.): 38 Cubic Feet Per Carton: 7</p>		<p>Ergonomic Features: C, E, F, G, M, N, Q, S</p>		<p>RTA 2 </p>		OVERALL DIMENSIONS			SEAT DIMENSIONS			BACK DIMENSIONS					
						W	D	H	W	D	H	W		H			
						20	27.5	37.5	20	17-18.5	16.5-21.5	18		20			
 <p>5337-6</p>	 <p>5337L-6</p>	 <p>ADJUSTMENTS (2) Pneumatic seat height (8) Seat depth</p>	5337-6		402	427	445	473	515	529	566	634	667	731	817	925	
			5337L-6		-	-	-	-	-	-	-	-	-	622	678	749	865
<p>MB Task Armless COM Yardage: 1.25 Freight Class: 150 Product Weight (lbs.): 30 Cubic Feet Per Carton: 7</p>		<p>Ergonomic Features: C, E, M, N, Q</p>		<p>RTA 2 </p>		OVERALL DIMENSIONS			SEAT DIMENSIONS			BACK DIMENSIONS					
						W	D	H	W	D	H	W		H			
						20	25	38.5	20	17-18.5	16.5-21.5	18		20			
 <p>5337-7</p>	 <p>5337L-7</p>	 <p>ADJUSTMENTS (1) Tilt tension (2) Pneumatic seat height (3) Back angle (6) Back height</p>	5337-7		524	549	568	597	639	654	690	758	791	855	940	1048	
			5337L-7		-	-	-	-	-	-	-	-	-	763	819	889	1006
<p>MB Posture Task Armless COM Yardage: 1.25 Freight Class: 150 Product Weight (lbs.): 30 Cubic Feet Per Carton: 7</p>		<p>Ergonomic Features: A C D E G M N</p>		<p>RTA 2 </p>		OVERALL DIMENSIONS			SEAT DIMENSIONS			BACK DIMENSIONS					
						W	D	H	W	D	H	W		H			
						20	24	37.5	20	17-18.5	16.5-21.5	18		20			
 <p>5338-6</p>	 <p>5338L-6</p>	 <p>ADJUSTMENTS (2) Pneumatic seat height</p>	5338-6		830	856	874	904	943	960	996	1065	1097	1159	1247	1354	
			5338L-6		-	-	-	-	-	-	-	-	-	1073	1119	1173	1267
<p>Drafting Chair Task COM Yardage: 1.25 Freight Class: 150 Product Weight (lbs.): 40 Cubic Feet Per Carton: 7.50</p>		<p>Ergonomic Features: C, M, N, Q</p>		<p>RTA 2 </p>		OVERALL DIMENSIONS			SEAT DIMENSIONS			BACK DIMENSIONS					
						W	D	H	W	D	H	W		H			
						26	25	46.5	20	18.5-19.5	23.5-33.5	18		19			
 <p>5339-6</p>	 <p>5339L-6</p>	 <p>ADJUSTMENTS (2) Pneumatic seat height</p>	5339-6		723	749	765	796	836	851	888	957	988	1052	1139	1247	
			5339L-6		-	-	-	-	-	-	-	-	-	963	1009	1065	1158
<p>Drafting Chair Task Armless COM Yardage: 1.25 Freight Class: 150 Product Weight (lbs.): 34 Cubic Feet Per Carton: 7.50</p>		<p>Ergonomic Features: C, M, N, Q</p>		<p>RTA 2 </p>		OVERALL DIMENSIONS			SEAT DIMENSIONS			BACK DIMENSIONS					
						W	D	H	W	D	H	W		H			
						20	25	46.5	20	18.5-19.5	23.5-33.5	18		19			

SYNOPSIS®



model 5080-3



model 5091-4

STANDARD FEATURES

- A compound curved back adds a distinct look while maximizing comfort.
- Fixed height, impact and scuff resistant curved arms are standard on models 5090-4, 5091-4 and 5092
- Tilter, Synchro-Tilter, and Multi-Tilter models (starting with 5080) are standard with adjustable height T arms with teardrop shaped urethane armcaps (3B).
- Ratchet style back height and pneumatic seat height adjustments is standard on Synchro-Tilter and Multi-Tilter models.
- Vari-Width (WA). Width adjustable arm extensions are standard with adjustable height T arms.
- Synchro-Tilter and Multi-Tilters feature a black impact resistant outer back shell. Drafting stools have a plastic back panel. All other models feature a fully upholstered outer back.
- Sliding seat depth is available on Synchro-Tilters and Multi-Tilters. Seat depth can be adjusted with a lever on the side of the chair.
- All models (except armchair) are standard with a five-legged, injection molded base.
- Base and arms are available in Black (BK) Only.
- C65 casters are standard.

OPTIONAL FEATURES

- Available with Memory Foam (MF). Add \$76.00.
- Polished Aluminum base with black scuff tips. Specify "B2". Add \$110.00. Available on select models: 5080-0, 5080-4, 5081-0, 5081-4, 5084-6, 5082-6, 5083-6, 5090-4, and 5091-4.
- Please refer to "Arms Selection" section of the price book for arm options.
- For hard surface flooring casters Please Specify C65R, add \$47.00
- Please refer to the "Casters Selection" section of the price book for caster options. Optional casters may be priced higher than the standard casters for your chair and the difference will be charged. Lower priced optional casters will not be credited.
- Available in fabric, vinyl or leather/mock leather with the EXCEPTION of Match, Imprint, and Renewal.
- For fully assembled in box, please specify SU. Add \$50.00.

DESCRIPTION

FEATURES

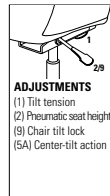
MODEL#

STANDARD FABRIC GRADES



HB Synchro - Tilter w/Back Angle Adjustment

COM Yardage: 2
Freight Class: 150
Product Weight (lbs.): 65
Cubic Feet Per Carton: 14.25



Ergonomic Features:
A, B, C, E, H, L, M, N, R

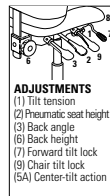
	1	2	3	4	5	6	7	8	9	10	11	12
5080-0	809	897	935	991	1071	1100	1169	1302	1365	1489	1656	1865
5080LM-0	-	-	-	-	989	-	-	1270	1342	1457	1633	1841
Leather/Leather Mock												
OVERALL DIMENSIONS			SEAT DIMENSIONS			BACK DIMENSIONS						
W	D	H	W	D	H	W	H					
24	25	46	19.5	18-20.5	17-21	19	26-28.5					

RTA 1



HB Multi - Tilter

COM Yardage: 2
Freight Class: 150
Product Weight (lbs.): 67
Cubic Feet Per Carton: 14.25



Ergonomic Features:
A, B, C, D, E, F, G, H, M, N, Q, S

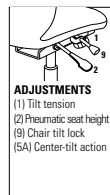
	1	2	3	4	5	6	7	8	9	10	11	12
5080-3	809	897	935	991	1071	1100	1169	1302	1365	1489	1656	1865
5080LM-3	-	-	-	-	989	-	-	1270	1342	1457	1633	1841
Leather/Leather Mock												
OVERALL DIMENSIONS			SEAT DIMENSIONS			BACK DIMENSIONS						
W	D	H	W	D	H	W	H					
24	25	46	19.5	18-20.5	17-21	19	26-28.5					

RTA 1



HB Tilter

COM Yardage: 2
Freight Class: 150
Product Weight (lbs.): 45
Cubic Feet Per Carton: 9.75


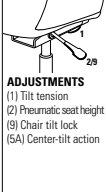


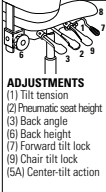


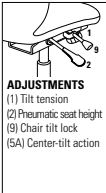


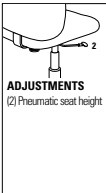


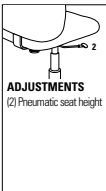




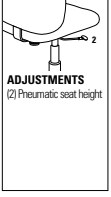

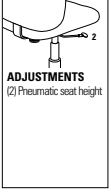

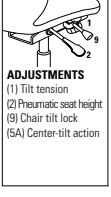

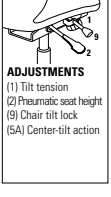

Ergonomic Features:
A, B, C, M, N, S

	1	2	3	4	5	6	7	8	9	10	11	12
5080-4	693	740	778	834	913	942	1011	1144	1208	1331	1499	1708
5080LM-4	-	-	-	-	893	-	-	1138	1234	1341	1562	1797
Leather/Leather Mock												
OVERALL DIMENSIONS			SEAT DIMENSIONS			BACK DIMENSIONS						
W	D	H	W	D	H	W	H					
24.5	26.5	43.5	19.5	18-19.5	16.5-20.5	19	25.5					

RTA 2



DESCRIPTION	FEATURES	MODEL#	STANDARD FABRIC GRADES											
			1	2	3	4	5	6	7	8	9	10	11	12
 <p>MB Synchro - Tilter w/Back Angle Adjustment COM Yardage: 1.75 Freight Class: 150 Product Weight (lbs.): 62 Cubic Feet Per Carton: 14.25</p>	 <p>ADJUSTMENTS (1) Tilt tension (2) Pneumatic seat height (9) Chair tilt lock (5A) Center-tilt action</p>	5081-0	732	810	844	892	962	987	1048	1164	1220	1328	1475	1657
		5081LM-0	-	-	-	-	889	-	-	1136	1199	1300	1453	1636
		Leather/Leather Mock												
		OVERALL DIMENSIONS			SEAT DIMENSIONS			BACK DIMENSIONS						
		W	D	H	W	D	H	W	D	H	W	H		
		24	25	42	19.5	18-20.5	17-21	19			22-24.5			
					RTA 1									
 <p>MB Multi - Tilter COM Yardage: 1.75 Freight Class: 150 Product Weight (lbs.): 64 Cubic Feet Per Carton: 14.25</p>	 <p>ADJUSTMENTS (1) Tilt tension (2) Pneumatic seat height (3) Back angle (6) Back height (7) Forward tilt lock (9) Chair tilt lock (5A) Center-tilt action</p>	5081-3	732	810	844	892	962	987	1048	1164	1220	1328	1475	1657
		5081LM-3	-	-	-	-	889	-	-	1136	1199	1300	1453	1636
		Leather/Leather Mock												
		OVERALL DIMENSIONS			SEAT DIMENSIONS			BACK DIMENSIONS						
		W	D	H	W	D	H	W	D	H	W	H		
		24	25	42	19.5	18-20.5	17-21	19			22-24.5			
					RTA 1									
 <p>MB Tilter COM Yardage: 1.75 Freight Class: 150 Product Weight (lbs.): 45 Cubic Feet Per Carton: 9.75</p>	 <p>ADJUSTMENTS (1) Tilt tension (2) Pneumatic seat height (9) Chair tilt lock (5A) Center-tilt action</p>	5081-4	608	653	689	742	818	853	922	1031	1116	1209	1402	1608
		5081LM-4	-	-	-	-	787	-	-	1001	1085	1179	1372	1578
		Leather/Leather Mock												
		OVERALL DIMENSIONS			SEAT DIMENSIONS			BACK DIMENSIONS						
		W	D	H	W	D	H	W	D	H	W	H		
		24.5	26.5	43.5	19.5	18-19.5	16.5-20.5	19			25.5			
					RTA 2									
 <p>MB Task COM Yardage: 1.75 Freight Class: 150 Product Weight (lbs.): 45 Cubic Feet Per Carton: 8.50</p>	 <p>ADJUSTMENTS (2) Pneumatic seat height</p>	5081-6	528	573	609	662	738	773	842	951	1036	1129	1322	1528
		5081LM-6	-	-	-	-	708	-	-	922	1006	1100	1293	1499
		Leather/Leather Mock												
		OVERALL DIMENSIONS			SEAT DIMENSIONS			BACK DIMENSIONS						
		W	D	H	W	D	H	W	D	H	W	H		
		24.5	24	40	19.5	16-20	18-19	19			21			
					RTA 2									
 <p>MB Task Armless COM Yardage: 1 Freight Class: 150 Product Weight (lbs.): 37 Cubic Feet Per Carton: 8.50</p>	 <p>ADJUSTMENTS (2) Pneumatic seat height</p>	5082-6	452	498	535	591	669	697	765	896	959	1080	1245	1451
		5082LM-6	-	-	-	-	625	-	-	853	923	1037	1209	1415
		Leather/Leather Mock												
		OVERALL DIMENSIONS			SEAT DIMENSIONS			BACK DIMENSIONS						
		W	D	H	W	D	H	W	D	H	W	H		
		19.5	24	40	19.5	16-20	18-19	19			21			
					RTA 2									

DESCRIPTION	FEATURES	MODEL#	STANDARD FABRIC GRADES																																																																																									
			1	2	3	4	5	6	7	8	9	10	11	12																																																																														
 <p>MB Drafting Stool - Task COM Yardage: 1.75 Freight Class: 150 Product Weight (lbs.): 49 Cubic Feet Per Carton: 8.50</p>	 <p>ADJUSTMENTS (2) Pneumatic seat height</p>	Ergonomic Features: M, N	<table border="1"> <tr> <td>5083-6</td><td>801</td><td>848</td><td>884</td><td>940</td><td>1018</td><td>1046</td><td>1114</td><td>1245</td><td>1308</td><td>1429</td><td>1594</td><td>1800</td> </tr> <tr> <td>5083LM-6</td><td>-</td><td>-</td><td>-</td><td>-</td><td>965</td><td>-</td><td>-</td><td>1194</td><td>1264</td><td>1378</td><td>1550</td><td>1756</td> </tr> <tr> <td colspan="12">Leather/Leather Mock</td> </tr> <tr> <td colspan="3">OVERALL DIMENSIONS</td> <td colspan="3">SEAT DIMENSIONS</td> <td colspan="6">BACK DIMENSIONS</td> </tr> <tr> <td>W</td><td>D</td><td>H</td><td>W</td><td>D</td><td>H</td><td>W</td><td>D</td><td>H</td><td>W</td><td>H</td><td></td><td></td> </tr> <tr> <td>24</td><td>25</td><td>50.5</td><td>19.5</td><td>19</td><td>23.5 - 33.5</td><td>19</td><td></td><td></td><td>21</td><td></td><td></td><td></td> </tr> </table>												5083-6	801	848	884	940	1018	1046	1114	1245	1308	1429	1594	1800	5083LM-6	-	-	-	-	965	-	-	1194	1264	1378	1550	1756	Leather/Leather Mock												OVERALL DIMENSIONS			SEAT DIMENSIONS			BACK DIMENSIONS						W	D	H	W	D	H	W	D	H	W	H			24	25	50.5	19.5	19	23.5 - 33.5	19			21				RTA 1	ups
			5083-6	801	848	884	940	1018	1046	1114	1245	1308	1429	1594	1800																																																																													
			5083LM-6	-	-	-	-	965	-	-	1194	1264	1378	1550	1756																																																																													
			Leather/Leather Mock																																																																																									
			OVERALL DIMENSIONS			SEAT DIMENSIONS			BACK DIMENSIONS																																																																																			
W	D	H	W	D	H	W	D	H	W	H																																																																																		
24	25	50.5	19.5	19	23.5 - 33.5	19			21																																																																																			
 <p>MB Drafting Stool - Task Armless COM Yardage: 1.75 Freight Class: 150 Product Weight (lbs.): 43 Cubic Feet Per Carton: 8.50</p>	 <p>ADJUSTMENTS (2) Pneumatic seat height</p>	Ergonomic Features: M, N	<table border="1"> <tr> <td>5084-6</td><td>722</td><td>769</td><td>805</td><td>861</td><td>939</td><td>967</td><td>1035</td><td>1166</td><td>1229</td><td>1350</td><td>1515</td><td>1721</td> </tr> <tr> <td>5084LM-6</td><td>-</td><td>-</td><td>-</td><td>-</td><td>885</td><td>-</td><td>-</td><td>1113</td><td>1183</td><td>1297</td><td>1469</td><td>1675</td> </tr> <tr> <td colspan="12">Leather/Leather Mock</td> </tr> <tr> <td colspan="3">OVERALL DIMENSIONS</td> <td colspan="3">SEAT DIMENSIONS</td> <td colspan="6">BACK DIMENSIONS</td> </tr> <tr> <td>W</td><td>D</td><td>H</td><td>W</td><td>D</td><td>H</td><td>W</td><td>D</td><td>H</td><td>W</td><td>H</td><td></td><td></td> </tr> <tr> <td>19.5</td><td>25</td><td>50.5</td><td>19.5</td><td>19</td><td>23.5 - 33.5</td><td>19</td><td></td><td></td><td>21</td><td></td><td></td><td></td> </tr> </table>												5084-6	722	769	805	861	939	967	1035	1166	1229	1350	1515	1721	5084LM-6	-	-	-	-	885	-	-	1113	1183	1297	1469	1675	Leather/Leather Mock												OVERALL DIMENSIONS			SEAT DIMENSIONS			BACK DIMENSIONS						W	D	H	W	D	H	W	D	H	W	H			19.5	25	50.5	19.5	19	23.5 - 33.5	19			21				RTA 1	ups
			5084-6	722	769	805	861	939	967	1035	1166	1229	1350	1515	1721																																																																													
			5084LM-6	-	-	-	-	885	-	-	1113	1183	1297	1469	1675																																																																													
			Leather/Leather Mock																																																																																									
			OVERALL DIMENSIONS			SEAT DIMENSIONS			BACK DIMENSIONS																																																																																			
W	D	H	W	D	H	W	D	H	W	H																																																																																		
19.5	25	50.5	19.5	19	23.5 - 33.5	19			21																																																																																			
 <p>HB Tilter COM Yardage: 2 Freight Class: 250 Product Weight (lbs.): 41 Cubic Feet Per Carton: 11.50</p>	 <p>ADJUSTMENTS (1) Tilt tension (2) Pneumatic seat height (9) Chair tilt lock (5A) Center-tilt action</p>	Ergonomic Features: A, B, C, M, N, S	<table border="1"> <tr> <td>5090-4</td><td>504</td><td>577</td><td>614</td><td>670</td><td>751</td><td>779</td><td>848</td><td>981</td><td>1044</td><td>1169</td><td>1335</td><td>1545</td> </tr> <tr> <td>5090LM-4</td><td>-</td><td>-</td><td>-</td><td>-</td><td>688</td><td>-</td><td>-</td><td>955</td><td>1026</td><td>1141</td><td>1316</td><td>1525</td> </tr> <tr> <td colspan="12">Leather/Leather Mock</td> </tr> <tr> <td colspan="3">OVERALL DIMENSIONS</td> <td colspan="3">SEAT DIMENSIONS</td> <td colspan="6">BACK DIMENSIONS</td> </tr> <tr> <td>W</td><td>D</td><td>H</td><td>W</td><td>D</td><td>H</td><td>W</td><td>D</td><td>H</td><td>W</td><td>H</td><td></td><td></td> </tr> <tr> <td>24.5</td><td>26.5</td><td>43.5</td><td>19.5</td><td>19.5</td><td>16.5-20.5</td><td>19</td><td></td><td></td><td>25.5</td><td></td><td></td><td></td> </tr> </table>												5090-4	504	577	614	670	751	779	848	981	1044	1169	1335	1545	5090LM-4	-	-	-	-	688	-	-	955	1026	1141	1316	1525	Leather/Leather Mock												OVERALL DIMENSIONS			SEAT DIMENSIONS			BACK DIMENSIONS						W	D	H	W	D	H	W	D	H	W	H			24.5	26.5	43.5	19.5	19.5	16.5-20.5	19			25.5				RTA 1	ups
			5090-4	504	577	614	670	751	779	848	981	1044	1169	1335	1545																																																																													
			5090LM-4	-	-	-	-	688	-	-	955	1026	1141	1316	1525																																																																													
			Leather/Leather Mock																																																																																									
			OVERALL DIMENSIONS			SEAT DIMENSIONS			BACK DIMENSIONS																																																																																			
W	D	H	W	D	H	W	D	H	W	H																																																																																		
24.5	26.5	43.5	19.5	19.5	16.5-20.5	19			25.5																																																																																			
 <p>MB Tilter COM Yardage: 1.75 Freight Class: 250 Product Weight (lbs.): 38 Cubic Feet Per Carton: 11.50</p>	 <p>ADJUSTMENTS (1) Tilt tension (2) Pneumatic seat height (9) Chair tilt lock (5A) Center-tilt action</p>	Ergonomic Features: A, B, C, M, N, S	<table border="1"> <tr> <td>5091-4</td><td>473</td><td>539</td><td>571</td><td>620</td><td>690</td><td>715</td><td>776</td><td>892</td><td>948</td><td>1056</td><td>1202</td><td>1385</td> </tr> <tr> <td>5091LM-4</td><td>-</td><td>-</td><td>-</td><td>-</td><td>635</td><td>-</td><td>-</td><td>870</td><td>933</td><td>1034</td><td>1186</td><td>1369</td> </tr> <tr> <td colspan="12">Leather/Leather Mock</td> </tr> <tr> <td colspan="3">OVERALL DIMENSIONS</td> <td colspan="3">SEAT DIMENSIONS</td> <td colspan="6">BACK DIMENSIONS</td> </tr> <tr> <td>W</td><td>D</td><td>H</td><td>W</td><td>D</td><td>H</td><td>W</td><td>D</td><td>H</td><td>W</td><td>H</td><td></td><td></td> </tr> <tr> <td>24.5</td><td>26.5</td><td>39.5</td><td>19.5</td><td>19.5</td><td>16.5-20.5</td><td>19</td><td></td><td></td><td>21.5</td><td></td><td></td><td></td> </tr> </table>												5091-4	473	539	571	620	690	715	776	892	948	1056	1202	1385	5091LM-4	-	-	-	-	635	-	-	870	933	1034	1186	1369	Leather/Leather Mock												OVERALL DIMENSIONS			SEAT DIMENSIONS			BACK DIMENSIONS						W	D	H	W	D	H	W	D	H	W	H			24.5	26.5	39.5	19.5	19.5	16.5-20.5	19			21.5				RTA 1	ups
			5091-4	473	539	571	620	690	715	776	892	948	1056	1202	1385																																																																													
			5091LM-4	-	-	-	-	635	-	-	870	933	1034	1186	1369																																																																													
			Leather/Leather Mock																																																																																									
			OVERALL DIMENSIONS			SEAT DIMENSIONS			BACK DIMENSIONS																																																																																			
W	D	H	W	D	H	W	D	H	W	H																																																																																		
24.5	26.5	39.5	19.5	19.5	16.5-20.5	19			21.5																																																																																			
 <p>Armchair COM Yardage: 1.75 Freight Class: 250 Product Weight (lbs.): 40 Cubic Feet Per Carton: 17</p>		Ergonomic Features: M, N	<table border="1"> <tr> <td>5092</td><td>480</td><td>546</td><td>579</td><td>627</td><td>698</td><td>723</td><td>783</td><td>899</td><td>956</td><td>1063</td><td>1211</td><td>1392</td> </tr> <tr> <td>5092LM</td><td>-</td><td>-</td><td>-</td><td>-</td><td>635</td><td>-</td><td>-</td><td>870</td><td>933</td><td>1034</td><td>1186</td><td>1369</td> </tr> <tr> <td colspan="12">Leather/Leather Mock</td> </tr> <tr> <td colspan="3">OVERALL DIMENSIONS</td> <td colspan="3">SEAT DIMENSIONS</td> <td colspan="6">BACK DIMENSIONS</td> </tr> <tr> <td>W</td><td>D</td><td>H</td><td>W</td><td>D</td><td>H</td><td>W</td><td>D</td><td>H</td><td>W</td><td>H</td><td></td><td></td> </tr> <tr> <td>25</td><td>26</td><td>37</td><td>19.5</td><td>19</td><td>16.5</td><td>19</td><td></td><td></td><td>27</td><td></td><td></td><td></td> </tr> </table>												5092	480	546	579	627	698	723	783	899	956	1063	1211	1392	5092LM	-	-	-	-	635	-	-	870	933	1034	1186	1369	Leather/Leather Mock												OVERALL DIMENSIONS			SEAT DIMENSIONS			BACK DIMENSIONS						W	D	H	W	D	H	W	D	H	W	H			25	26	37	19.5	19	16.5	19			27				RTA 00	ups
			5092	480	546	579	627	698	723	783	899	956	1063	1211	1392																																																																													
			5092LM	-	-	-	-	635	-	-	870	933	1034	1186	1369																																																																													
			Leather/Leather Mock																																																																																									
			OVERALL DIMENSIONS			SEAT DIMENSIONS			BACK DIMENSIONS																																																																																			
W	D	H	W	D	H	W	D	H	W	H																																																																																		
25	26	37	19.5	19	16.5	19			27																																																																																			

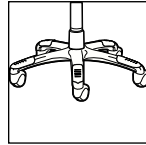
TAMIRI®



model 4520-3 (TD)



model 4526



Optional Base

Polished aluminum base with black scuff tips (B2) is available at an upcharge. Add \$110.00



model 4526

STANDARD FEATURES

- Perforated, breathable leather panels in the seat and back provide long-term comfort through better ventilation.
- Fixed height, impact and scuff resistant curved arms with perforated leather pads are standard on managerial, executive and armchair models.
- All other models are standard with adjustable height T-arms with teardrop shaped urethane armcaps (TD).
- Models 4522, 4526 and 4527 are standard with upholstered armcaps. All polypropylene arms are available at no charge. Please specify "PA" when ordering.
- All models (except armchair) are standard with a five-legged, injection molded "spider" base.
- Base and arms are available in Black (BK) Only.
- C10 casters are standard.
- Standard in Leather/Mock Leather combination (Grade 5).
- Not available in Fabric.
- Vari-Width (WA) Width Adjustable Arm Extensions are standard.

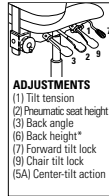
OPTIONAL FEATURES

- Wood base and arms are available in Absolute (AAM), Black (BKM), Cherry (ACM), Espresso Cafe (ECM), English Oak (EOM), Fruitwood (TFM), Gray (HGM), Honey (AHM), Mahogany (TMM), Maple (AVM), Medium Walnut (MWM), Night (ASM), Shaker Cherry (SKM), Walnut (TWM), WC Cream (WTM), White (WHM) and Winter Cherry (WCE). Please Specify. Genuine maple faced veneers and solids are used.
- Available with back edge vinyl bumper guard option (VBG). Add \$16.00
- Polished Aluminum base with black scuff tips. Specify "B2". Add \$110.00.
- Please refer to "Arms Selection" section of the price book for arm options.
- For hard surface flooring casters Please Specify C10R, Add \$42.00
- Please refer to the "Casters Selection" section of the price book for caster options. Optional casters may be priced higher than the standard casters for your chair and the difference will be charged. Lower priced optional casters will not be credited.
- For fully assembled in box, please specify SU. Add \$50.00.

DESCRIPTION FEATURES MODEL# STANDARD FABRIC GRADES



HB Multi - Tilter w/Adj. Teardrop Arms
COM Yardage: 2.25
Freight Class: 150
Product Weight (lbs.): 61
Cubic Feet Per Carton: 11



ADJUSTMENTS
(1) Tilt tension
(2) Pneumatic seat height
(3) Back angle
(6) Back height*
(7) Forward tilt lock
(8) Chair tilt lock
(5A) Center-tilt action

Ergonomic Features:
A, B, C, D, F, G, H, M, N, Q, S

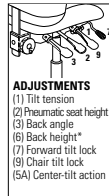
MODEL#	1	2	3	4	5	6	7	8	9	10	11	12
4520-3	-	-	-	-	858	-	-	1125	1207	1343	1545	1787

OVERALL DIMENSIONS			SEAT DIMENSIONS			BACK DIMENSIONS	
W	D	H	W	D	H	W	H
25.5	26.5	47.5	22	19.5	17-21	21	26-28

RTA 2



MB Multi - Tilter w/Adj. Teardrop Arms
COM Yardage: 2
Freight Class: 150
Product Weight (lbs.): 53
Cubic Feet Per Carton: 9.50



ADJUSTMENTS
(1) Tilt tension
(2) Pneumatic seat height
(3) Back angle
(6) Back height*
(7) Forward tilt lock
(8) Chair tilt lock
(5A) Center-tilt action

Ergonomic Features:
A, B, C, D, F, G, H, M, N, Q, S

MODEL#	1	2	3	4	5	6	7	8	9	10	11	12
4521-3	-	-	-	-	777	-	-	1015	1089	1207	1389	1602

OVERALL DIMENSIONS			SEAT DIMENSIONS			BACK DIMENSIONS	
W	D	H	W	D	H	W	H
25	26	41	22	19	17-21	21	20.5-22.5

RTA 2




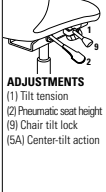


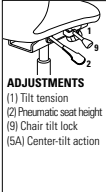


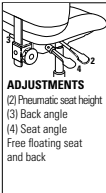


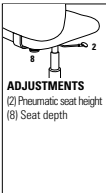


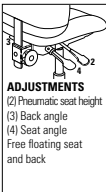

Armchair w/Fixed Loop Arms
COM Yardage: 2
Freight Class: 150
Product Weight (lbs.): 41
Cubic Feet Per Carton: 10


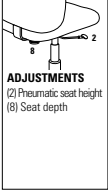


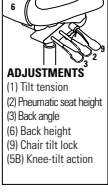

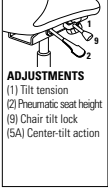

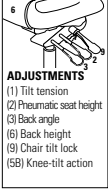

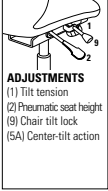
Ergonomic Features:
M, N

MODEL#	1	2	3	4	5	6	7	8	9	10	11	12
4522	-	-	-	-	508	-	-	747	820	939	1120	1334

OVERALL DIMENSIONS			SEAT DIMENSIONS			BACK DIMENSIONS	
W	D	H	W	D	H	W	H
25	26.5	37	22	19.5	17.5	21	19

RTA 2

DESCRIPTION	FEATURES	MODEL#	STANDARD FABRIC GRADES												
			1	2	3	4	5	6	7	8	9	10	11	12	
 <p>HB Tilter w/Fixed Loop Arms COM Yardage: 2.25 Freight Class: 250 Product Weight (lbs.): 45 Cubic Feet Per Carton: 11.50</p>	 <p>ADJUSTMENTS (1) Tilt tension (2) Pneumatic seat height (9) Chair tilt lock (5A) Center-tilt action</p>	4526	-	-	-	-	648	-	-	915	998	1132	1335	1576	
			OVERALL DIMENSIONS			SEAT DIMENSIONS			BACK DIMENSIONS						
			W	D	H	W	D	H	W		H				
			25	27	45	22	19.5	17-22	21		25				
			RTA 1												
 <p>LB Tilter w/Fixed Loop Arms COM Yardage: 2 Freight Class: 150 Product Weight (lbs.): 42 Cubic Feet Per Carton: 9.75</p>	 <p>ADJUSTMENTS (1) Tilt tension (2) Pneumatic seat height (9) Chair tilt lock (5A) Center-tilt action</p>	4527	-	-	-	-	566	-	-	804	878	997	1178	1392	
			OVERALL DIMENSIONS			SEAT DIMENSIONS			BACK DIMENSIONS						
			W	D	H	W	D	H	W		H				
			25	26.5	39	22	19.5	17-22	21		19				
			RTA 1												
 <p>LB Operator w/Adj. Teardrop Arms COM Yardage: 1.75 Freight Class: 150 Product Weight (lbs.): 44 Cubic Feet Per Carton: 7.50</p>	 <p>ADJUSTMENTS (2) Pneumatic seat height (3) Back angle (4) Seat angle Free floating seat and back.</p>	4528-5	-	-	-	-	718	-	-	926	990	1095	1253	1442	
			OVERALL DIMENSIONS			SEAT DIMENSIONS			BACK DIMENSIONS						
			W	D	H	W	D	H	W		H				
			25	39	39	22	19.5	17-22	19		19-21				
			RTA 2												
 <p>LB Task w/Adj. Teardrop Arms COM Yardage: 1.75 Freight Class: 150 Product Weight (lbs.): 41 Cubic Feet Per Carton: 7</p>	 <p>ADJUSTMENTS (2) Pneumatic seat height (8) Seat depth</p>	4528-6	-	-	-	-	559	-	-	765	830	935	1094	1282	
			OVERALL DIMENSIONS			SEAT DIMENSIONS			BACK DIMENSIONS						
			W	D	H	W	D	H	W		H				
			26.5	25	41	22	17-18.5	16.5-21.5	19		21				
			RTA 2												
 <p>LB Operator Armless COM Yardage: 1.75 Freight Class: 150 Product Weight (lbs.): 41 Cubic Feet Per Carton: 7</p>	 <p>ADJUSTMENTS (2) Pneumatic seat height (3) Back angle (4) Seat angle Free floating seat and back.</p>	4529-5	-	-	-	-	585	-	-	793	858	961	1120	1308	
			OVERALL DIMENSIONS			SEAT DIMENSIONS			BACK DIMENSIONS						
			W	D	H	W	D	H	W		H				
			26.5	25	41	22	19.5	17-22	19		19-21				
			RTA 2												

DESCRIPTION	FEATURES	MODEL#	STANDARD FABRIC GRADES											
 <p>LB Task Armless COM Yardage: 1.75 Freight Class: 150 Product Weight (lbs.): 34 Cubic Feet Per Carton: 7</p>	 <p>ADJUSTMENTS (2) Pneumatic seat height (8) Seat depth</p>		1	2	3	4	5	6	7	8	9	10	11	12
		4529-6	-	-	-	-	453	-	-	661	725	829	987	1176
		OVERALL DIMENSIONS			SEAT DIMENSIONS			BACK DIMENSIONS						
		W	D	H	W	D	H	W	H					
22.5	25	41	22	17-18.5	16.5-21.5	19	21							
	Ergonomic Features: C, E, M, N	RTA 2												
 <p>HB Knee - Tilter Wood base/Loop arms COM Yardage: 2.25 Freight Class: 250 Product Weight (lbs.): 46 Cubic Feet Per Carton: 13.25</p>	 <p>ADJUSTMENTS (1) Tilt tension (2) Pneumatic seat height (3) Back angle (6) Back height (9) Chair tilt lock (5B) Knee-tilt action</p>		1	2	3	4	5	6	7	8	9	10	11	12
		4966-2	-	-	-	-	1065	-	-	1332	1415	1549	1752	1993
		OVERALL DIMENSIONS			SEAT DIMENSIONS			BACK DIMENSIONS						
		W	D	H	W	D	H	W	H					
25	27	45	22	19.5	17-21	21	25							
	Ergonomic Features: A, B, C, J, M, N	RTA 1												
 <p>HB Tilter Wood base/Loop arms COM Yardage: 2.25 Freight Class: 250 Product Weight (lbs.): 42 Cubic Feet Per Carton: 13.25</p>	 <p>ADJUSTMENTS (1) Tilt tension (2) Pneumatic seat height (9) Chair tilt lock (5A) Center-tilt action</p>		1	2	3	4	5	6	7	8	9	10	11	12
		4966-4	-	-	-	-	872	-	-	1141	1224	1358	1562	1804
		OVERALL DIMENSIONS			SEAT DIMENSIONS			BACK DIMENSIONS						
		W	D	H	W	D	H	W	H					
25	27	45	22	19.5	17-21	21	25							
	Ergonomic Features: A, B, C, M, N, S	RTA 1												
 <p>MB Knee - Tilter Wood base/Loop arms COM Yardage: 2 Freight Class: 250 Product Weight (lbs.): 42 Cubic Feet Per Carton: 11.50</p>	 <p>ADJUSTMENTS (1) Tilt tension (2) Pneumatic seat height (3) Back angle (6) Back height (9) Chair tilt lock (5B) Knee-tilt action</p>		1	2	3	4	5	6	7	8	9	10	11	12
		4967-2	-	-	-	-	959	-	-	1198	1273	1391	1572	1786
		OVERALL DIMENSIONS			SEAT DIMENSIONS			BACK DIMENSIONS						
		W	D	H	W	D	H	W	H					
25	26.5	39	22	19.5	17-21	21	19							
	Ergonomic Features: A, B, C, J, M, N	RTA 1												
 <p>MB Tilter Wood base/Loop arms COM Yardage: 2 Freight Class: 250 Product Weight (lbs.): 41 Cubic Feet Per Carton: 11.50</p>	 <p>ADJUSTMENTS (1) Tilt tension (2) Pneumatic seat height (9) Chair tilt lock (5A) Center-tilt action</p>		1	2	3	4	5	6	7	8	9	10	11	12
		4967-4	-	-	-	-	775	-	-	1013	1087	1205	1387	1600
		OVERALL DIMENSIONS			SEAT DIMENSIONS			BACK DIMENSIONS						
		W	D	H	W	D	H	W	H					
25	26.5	39	22	19.5	17-21	21	19							
	Ergonomic Features: A, B, C, M, N, S	RTA 1												

TRADITIONAL™



model 3720



model 3722



Standard Feature
Attractive brass-colored nail head trim is standard on all models



model 3747

STANDARD FEATURES

- Tilter chairs are standard with a traditional style wood capped steel base.
- All models are Tufted design with brass-colored nail head trim and vinyl bumper guards. Pneumatic seat height adjustment and tilt tension control.
- C1 casters are standard.
- All models ship fully assembled in the box.

OPTIONAL FEATURES

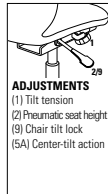
- Optional ballistic nylon outer back fabric available. Resistant to impact damage. Available in Black Only (BKB). Add \$13.00.
- Wood base, arms and frames are available in Absolute (AAM), Black (BKM), Cherry (ACM), Espresso Cafe (ECM), English Oak (EOM), Fruitwood (TFM), Gray (HGM), Honey (AHM), Mahogany (TMM), Maple (AVM), Medium Walnut (MWM), Night (ASM), Shaker Cherry (SKM), Walnut (TWM), WC Cream (WTM), White (WHM) and Winter Cherry (WCE). Please Specify. Genuine maple faced veneers and solids are used.

- For availability of chair series in Fabric, Vinyl or Leather, please contact a Global Sales Representative. Some restrictions apply.
- Tilter models can be ordered with an optional Black nylon base upon request, at no upcharge.
- Please refer to the "Casters Selection" section of the price book for caster options. Optional casters may be priced higher than the standard casters for your chair and the difference will be charged. Lower priced optional casters will not be credited.
- For hard surface flooring casters. Please Specify C9R, Add \$47.00

DESCRIPTION FEATURES MODEL# STANDARD FABRIC GRADES



HB Tilter Queen Anne Style
COM Yardage: 4.75
Freight Class: 250
Product Weight (lbs.): 64
Cubic Feet Per Carton: 22.25



*Fabrics Limited, See notes

Ergonomic Features:
A, C, M, N, S

	1	2	3	4	5	6	7	8	9	10	11	12
3720	1110	1225	1317	1456	1648	1720	1888	2213	2368	2672	3081	3592

OVERALL DIMENSIONS			SEAT DIMENSIONS			BACK DIMENSIONS	
W	D	H	W	D	H	W	H
29	30	44.5	19.5	19.5	19-23	19	26

RTA 00



ArmChair Banker's Style
COM Yardage: 2
Freight Class: 250
Product Weight (lbs.): 31
Cubic Feet Per Carton: 11

*Fabrics Limited, See notes

Ergonomic Features:
M, N

	1	2	3	4	5	6	7	8	9	10	11	12
3722	556	606	643	702	782	815	886	1023	1088	1214	1388	1601

3722C	593	642	681	738	821	850	921	1059	1126	1251	1424	1640
with casters												

OVERALL DIMENSIONS			SEAT DIMENSIONS			BACK DIMENSIONS	
W	D	H	W	D	H	W	H
25	22.5	31	25	18	19.5	23	11

RTA 00



High Back Armchair Queen Anne Style
COM Yardage: 4.75
Freight Class: 250
Product Weight (lbs.): 50
Cubic Feet Per Carton: 22.25


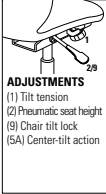

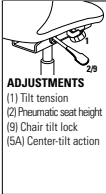



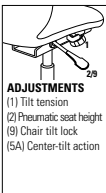
*Fabrics Limited, See notes


Ergonomic Features:
M, N


	1	2	3	4	5	6	7	8	9	10	11	12
3725	944	1060	1152	1289	1484	1553	1724	2049	2204	2506	2916	3427


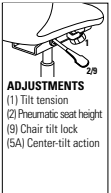
OVERALL DIMENSIONS			SEAT DIMENSIONS			BACK DIMENSIONS	
W	D	H	W	D	H	W	H
29	29	43	19	19	18	19	26


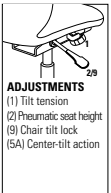
RTA 00


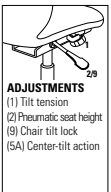
DESCRIPTION	FEATURES	MODEL#	STANDARD FABRIC GRADES												
 <p>HB Tilter Martha Washington Style COM Yardage: 3 Freight Class: 250 Product Weight (lbs.): 50 Cubic Feet Per Carton: 20.25</p>	 <p>ADJUSTMENTS (1) Tilt tension (2) Pneumatic seat height (9) Chair tilt lock (5A) Center-tilt action</p>	3730	1	2	3	4	5	6	7	8	9	10	11	12	
		1072	1145	1203	1289	1413	1458	1564	1769	1868	2058	2316	2639		
		OVERALL DIMENSIONS			SEAT DIMENSIONS			BACK DIMENSIONS							
		W	D	H	W	D	H	W	H						
	25	27	39	18	18	17.5-21.5	19	23							
			RTA 00												
*Fabrics Limited, See notes		Ergonomic Features: A, C, M, N, S													
 <p>LB Tilter Martha Washington Style COM Yardage: 2.75 Freight Class: 250 Product Weight (lbs.): 45 Cubic Feet Per Carton: 15.50</p>	 <p>ADJUSTMENTS (1) Tilt tension (2) Pneumatic seat height (9) Chair tilt lock (5A) Center-tilt action</p>	3731	1	2	3	4	5	6	7	8	9	10	11	12	
		995	1061	1114	1194	1307	1346	1445	1633	1724	1898	2135	2432		
		OVERALL DIMENSIONS			SEAT DIMENSIONS			BACK DIMENSIONS							
		W	D	H	W	D	H	W	H						
	25.5	26	36	18	18	17.5-21.5	19	18							
			RTA 00												
*Fabrics Limited, See notes		Ergonomic Features: A, C, M, N, S													
 <p>LB Armchair Martha Washington Style COM Yardage: 2.75 Freight Class: 300 Product Weight (lbs.): 28 Cubic Feet Per Carton: 15.50</p>		3732	1	2	3	4	5	6	7	8	9	10	11	12	
		824	891	943	1024	1136	1176	1276	1463	1553	1728	1966	2261		
		OVERALL DIMENSIONS			SEAT DIMENSIONS			BACK DIMENSIONS							
		W	D	H	W	D	H	W	H						
	25.5	24.5	34	20	18	19	19	18							
			RTA 00												
*Fabrics Limited, See notes		Ergonomic Features: M, N													
 <p>HB Armchair Martha Washington Style COM Yardage: 3 Freight Class: 300 Product Weight (lbs.): 32 Cubic Feet Per Carton: 20.25</p>		3735	1	2	3	4	5	6	7	8	9	10	11	12	
		903	974	1032	1120	1241	1287	1393	1599	1699	1888	2147	2470		
		OVERALL DIMENSIONS			SEAT DIMENSIONS			BACK DIMENSIONS							
		W	D	H	W	D	H	W	H						
	25	27.5	39.5	20	18	19	19	22.5							
			RTA 00												
*Fabrics Limited, See notes		Ergonomic Features: M, N													
 <p>LB Tilter Martha Washington Style COM Yardage: 2.75 Freight Class: 250 Product Weight (lbs.): 45 Cubic Feet Per Carton: 15.50</p>	 <p>ADJUSTMENTS (1) Tilt tension (2) Pneumatic seat height (9) Chair tilt lock (5A) Center-tilt action</p>	3741	1	2	3	4	5	6	7	8	9	10	11	12	
		1008	1074	1127	1206	1320	1359	1459	1646	1737	1912	2149	2446		
		OVERALL DIMENSIONS			SEAT DIMENSIONS			BACK DIMENSIONS							
		W	D	H	W	D	H	W	H						
	25.5	26	36	20	18	17.5-21.5	19	18							
			RTA 00												
*Fabrics Limited, See notes		Ergonomic Features: A, C, M, N, S													


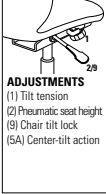
DESCRIPTION	FEATURES	MODEL#	STANDARD FABRIC GRADES														
			1	2	3	4	5	6	7	8	9	10	11	12			
 LB Armchair Martha Washington Style COM Yardage: 2.75 Freight Class: 300 Product Weight (lbs.): 28 Cubic Feet Per Carton: 15.50	*Fabrics Limited, See notes Ergonomic Features: M, N	3742	839	907	959	1038	1151	1192	1289	1478	1568	1743	1980	2275			
			OVERALL DIMENSIONS			SEAT DIMENSIONS			BACK DIMENSIONS								
			W	D	H	W	D	H	W	H							
	25	34.5	34.5	20	18	19	19	18									
			RTA 00														

DESCRIPTION	FEATURES	MODEL#	STANDARD FABRIC GRADES														
			1	2	3	4	5	6	7	8	9	10	11	12			
 HB Armchair Martha Washington Style COM Yardage: 3 Freight Class: 300 Product Weight (lbs.): 26 Cubic Feet Per Carton: 20.25	*Fabrics Limited, See notes Ergonomic Features: M, N	3745	917	990	1048	1135	1258	1304	1410	1616	1714	1904	2162	2487			
			OVERALL DIMENSIONS			SEAT DIMENSIONS			BACK DIMENSIONS								
			W	D	H	W	D	H	W	H							
	25	27.5	39.5	20	18	19	19	22.5									
			RTA 00														

DESCRIPTION	FEATURES	MODEL#	STANDARD FABRIC GRADES														
			1	2	3	4	5	6	7	8	9	10	11	12			
 MB Tilter Martha Washington Style COM Yardage: 3 Freight Class: 300 Product Weight (lbs.): 40 Cubic Feet Per Carton: 20.25	 ADJUSTMENTS (1) Tilt tension (2) Pneumatic seat height (9) Chair tilt lock (5A) Center-tilt action	3746	995	1067	1125	1212	1334	1379	1486	1693	1791	1980	2239	2563			
			OVERALL DIMENSIONS			SEAT DIMENSIONS			BACK DIMENSIONS								
			W	D	H	W	D	H	W	H							
	26.5	29	38	20	18	17-21	20	24									
			RTA 00														

DESCRIPTION	FEATURES	MODEL#	STANDARD FABRIC GRADES														
			1	2	3	4	5	6	7	8	9	10	11	12			
 MB Tilter Martha Washington Style COM Yardage: 3 Freight Class: 250 Product Weight (lbs.): 46 Cubic Feet Per Carton: 20.25	 ADJUSTMENTS (1) Tilt tension (2) Pneumatic seat height (9) Chair tilt lock (5A) Center-tilt action	3747	977	1050	1107	1195	1317	1363	1469	1675	1773	1964	2223	2545			
			OVERALL DIMENSIONS			SEAT DIMENSIONS			BACK DIMENSIONS								
			W	D	H	W	D	H	W	H							
	25.5	28	38	20	18	17-21	20	24									
			RTA 00														

DESCRIPTION	FEATURES	MODEL#	STANDARD FABRIC GRADES														
			1	2	3	4	5	6	7	8	9	10	11	12			
 HB Tilter Judge's Style COM Yardage: 5 Freight Class: 250 Product Weight (lbs.): 61 Cubic Feet Per Carton: 28.25	 ADJUSTMENTS (1) Tilt tension (2) Pneumatic seat height (9) Chair tilt lock (5A) Center-tilt action	3760	1235	1356	1451	1597	1802	1875	2052	2396	2561	2877	3310	3846			
			OVERALL DIMENSIONS			SEAT DIMENSIONS			BACK DIMENSIONS								
			W	D	H	W	D	H	W	H							
	29	32	48	20.5	18.5	18-22	20.5	26									
			RTA 00														


DESCRIPTION	FEATURES	MODEL#	STANDARD FABRIC GRADES													
			1	2	3	4	5	6	7	8	9	10	11	12		
 <p>HB Tilter Judge's Style COM Yardage: 4.75 Freight Class: 250 Product Weight (lbs.): 70 Cubic Feet Per Carton: 28.25</p>	 <p>ADJUSTMENTS (1) Tilt tension (2) Pneumatic seat height (8) Chair tilt lock (5A) Center-tilt action</p>	<p>3766</p>	1263	1378	1470	1608	1802	1871	2041	2366	2522	2824	3235	3745		
			OVERALL DIMENSIONS			SEAT DIMENSIONS			BACK DIMENSIONS							
			W	D	H	W	D	H	W	H						
29	32	48	20.5	18.5	18-22	20.5	26									
		*Fabrics Limited, See notes		Ergonomic Features: A, C, M, N, S		RTA 00										

TRIUMPH™



model 3650-3

model 3651-3



Lumbar Support

Adjusted in and out by turning the knob and vertically by moving up and down the slider.

STANDARD FEATURES

- Contemporary seating series featuring exceptional comfort, support and adjustment.
- Standard with adjustable height, forward swept arms with "sliding armcaps" (G1).
- Outer back knob can be adjusted in and out for lumbar support and vertically for optimal positioning.
- Frame is standard with a polished aluminum arched base and accentuated with polished aluminum back trim.
- Side activated sliding seat depth adjustment (MD), is standard on both control mechanisms.

Provides 2" of seat depth adjustment.

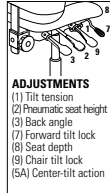
OPTIONAL FEATURES

- C1 casters are standard.
- For hard surface flooring please specify C9R and Add \$47.00.
- All models are available in Fabric, Vinyl, Leather/Mock Leather and Leather at the same grade pricing below. Not available in Imprint, Renewal and Station
- Please refer to the "Casters Selection" section of the price book for caster options.
- For fully assembled in box, please specify SU. Add \$50.00.

DESCRIPTION	FEATURES	MODEL#	STANDARD FABRIC GRADES											
-------------	----------	--------	------------------------	--	--	--	--	--	--	--	--	--	--	--



HB Multi-Tilter
COM Yardage: 2
Freight Class: 250
Product Weight (lbs.): 66
Cubic Feet Per Carton: 23.50



ADJUSTMENTS
(1) Tilt tension
(2) Pneumatic seat height
(3) Back angle
(7) Forward tilt lock
(8) Seat depth
(9) Chair tilt lock
(5A) Center-tilt action

Adjustable Lumbar Support

Ergonomic Features:
A, B, C, D, E, F, G, H, M, N, Q, R, S, V

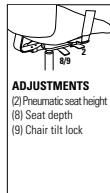
	1	2	3	4	5	6	7	8	9	10	11	12
3650-3	1104	1210	1248	1307	1391	1421	1493	1633	1700	1830	2005	2225

OVERALL DIMENSIONS			SEAT DIMENSIONS			BACK DIMENSIONS	
W	D	H	W	D	H	W	H
26	25	46.5	21	18-20.5	17-21	20	27

RTA 00



HB Weight Sensing Synchro - Tilter
COM Yardage: 2
Freight Class: 250
Product Weight (lbs.): 66
Cubic Feet Per Carton: 23.50



ADJUSTMENTS
(2) Pneumatic seat height
(8) Seat depth
(9) Chair tilt lock

Adjustable Lumbar Support

Ergonomic Features:
A, B, C, D, E, H, L, M, N, Q, R, V

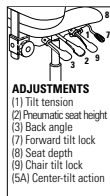
	1	2	3	4	5	6	7	8	9	10	11	12
3650-8	1104	1210	1248	1307	1391	1421	1493	1633	1700	1830	2005	2225

OVERALL DIMENSIONS			SEAT DIMENSIONS			BACK DIMENSIONS	
W	D	H	W	D	H	W	H
26	25	46.5	21	18-20.5	17-21	20	27

RTA 00



MB Multi-Tilter
COM Yardage: 1.75
Freight Class: 250
Product Weight (lbs.): 64
Cubic Feet Per Carton: 20.50



ADJUSTMENTS
(1) Tilt tension
(2) Pneumatic seat height
(3) Back angle
(7) Forward tilt lock
(8) Seat depth
(9) Chair tilt lock
(5A) Center-tilt action

Adjustable Lumbar Support

Ergonomic Features:
A, B, C, D, E, F, G, H, M, N, Q, R, S, V

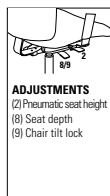
	1	2	3	4	5	6	7	8	9	10	11	12
3651-3	1081	1184	1224	1283	1367	1397	1469	1609	1676	1806	1981	2201

OVERALL DIMENSIONS			SEAT DIMENSIONS			BACK DIMENSIONS	
W	D	H	W	D	H	W	H
26	25	39.5	21	18-20.5	17-21	20	21

RTA 00



MB Weight Sensing Synchro - Tilter
COM Yardage: 1.75
Freight Class: 250
Product Weight (lbs.): 64
Cubic Feet Per Carton: 20.50



ADJUSTMENTS
(2) Pneumatic seat height
(8) Seat depth
(9) Chair tilt lock

Adjustable Lumbar Support

Ergonomic Features:
A, B, C, D, E, H, L, M, N, Q, R, V

	1	2	3	4	5	6	7	8	9	10	11	12
3651-8	1081	1126	1162	1215	1291	1326	1395	1504	1589	1682	1875	2081

OVERALL DIMENSIONS			SEAT DIMENSIONS			BACK DIMENSIONS	
W	D	H	W	D	H	W	H
26	25	39.5	21	18-20.5	17-21	20	21

RTA 00

TROY®



model 3966



model 3967

STANDARD FEATURES

- Tufted back with stitched seat and back design.
- All models are standard with a five-legged, injection molded base. Base is standard in Black (BK).
- C65 casters are standard (C1 casters are standard with the optional plain wood-capped steel base)
- Standard in Leather/Mock Leather combination (Grade 5). Not available in Fabric.

OPTIONAL FEATURES

- Tilters are available with an infinite tilt lock mechanism. Specify "MT". Add \$97.00
- Optional Plain wood-capped steel base available. Specify Medium Oak (B1E), Mahogany (B1TM) or Walnut (B1TW). Add \$110.00
- Polished Aluminum base with black scuff tips. Specify "B2". Add \$110.00.
- Optional ballistic style nylon outer back fabric available. Resistant to impact damage. Available in Black Only (BKB) Add \$13.00.
- For hard surface flooring casters, specify C65R with the molded base. Add \$47.00.
- Please refer to the "Casters Selection" section of the price book for caster options. Optional casters may be priced higher than the standard casters for your chair and the difference will be charged. Lower priced optional casters will not be credited.
- For fully assembled in box, please specify SU. Add \$50.00.

DESCRIPTION	FEATURES	MODEL#	STANDARD FABRIC GRADES											
			1	2	3	4	5	6	7	8	9	10	11	12



Armchair

COM Yardage: 3.25
 Freight Class: 250
 Product Weight (lbs.): 36
 Cubic Feet Per Carton: 11.75

Ergonomic Features:
 M, N

3965	-	-	-	-	911	-	-	1287	1403	1591	1875	2215
------	---	---	---	---	-----	---	---	------	------	------	------	------

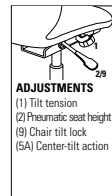
OVERALL DIMENSIONS			SEAT DIMENSIONS			BACK DIMENSIONS	
W	D	H	W	D	H	W	H
26.5	28.5	34	21	19.5	18.5	21	18.5

RTA 00



HB Tilter

COM Yardage: 3.75
 Freight Class: 150
 Product Weight (lbs.): 51
 Cubic Feet Per Carton: 11.75



Ergonomic Features:
 A, B, C, M, N, S

3966	-	-	-	-	1015	-	-	1462	1599	1825	2161	2566
------	---	---	---	---	------	---	---	------	------	------	------	------

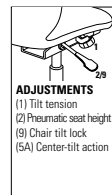
OVERALL DIMENSIONS			SEAT DIMENSIONS			BACK DIMENSIONS	
W	D	H	W	D	H	W	H
26.5	31	42.5	21	19.5	18-22	21	25.5

RTA 1



MB Tilter

COM Yardage: 3.25
 Freight Class: 150
 Product Weight (lbs.): 47
 Cubic Feet Per Carton: 10.75



Ergonomic Features:
 A, B, C, M, N, S

3967	-	-	-	-	942	-	-	1331	1448	1643	1937	2287
------	---	---	---	---	-----	---	---	------	------	------	------	------

OVERALL DIMENSIONS			SEAT DIMENSIONS			BACK DIMENSIONS	
W	D	H	W	D	H	W	H
26.5	30	35	20.5	19.5	18-22	20.5	18

RTA 1



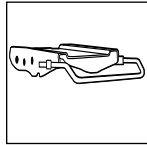
TRUFORM™




model 5450-3



model 5451-3



Multi-Depth Mechanism
Seat depth option is available on multi-tilter models. (see notes for more details)



Vari-Width (WA)
Width Adjustable Arm Extensions is standard when order with adjustable height arms.

STANDARD FEATURES

- Sixteen different models available, all featuring gently curved, streamlined seat and back cushions
- Standard with adjustable height SC arms.
- All models are standard with a high rise, injection molded base, standard in black.
- All models are shipped partially KD.
- C1 casters are standard.

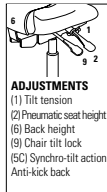
OPTIONAL FEATURES

- Memory foam is available as an option, specify "MF". Add \$76.00
- Seat depth is standard on models 5450-0, 5450-3, 5450-8, 5451-0, 5451-3, 5451-8.
- Optional seat depth is available on models 5450-2 and 5451-2, Specify (MD). Add \$38.00
- An optional polished aluminum base is available, specify ALU. Add \$110.00
- Please refer to "Arms Selection" section of the price book for arm options.
- Please refer to the "Casters Selection" section of the price book for caster options. Optional casters may be priced higher than the standard casters for your chair and the difference will be charged. Lower priced optional casters will not be credited.
- For hard surface flooring please specify C9R and Add \$47.00.
- Upholstery in Vinyl is limited to polyurethane vinyls which include Allante. Some wrinkling of the materials on the upper left and right corner of the back is normal and should be expected.
- Not available in Leather or Leather/Mock Leather combination.
- For fully assembled in box, please specify SU. Add \$50.00.

DESCRIPTION FEATURES MODEL# STANDARD FABRIC GRADES



HB Synchro - Tilter w/Back Angle Adjustment
COM Yardage: 2
Freight Class: 125
Product Weight (lbs.): 63
Cubic Feet Per Carton: 10.50



ADJUSTMENTS
(1) Tilt tension
(2) Pneumatic seat height
(6) Back height
(9) Chair tilt lock
(5C) Synchro-tilt action
Anti-kick back

Ergonomic Features:
A, B, C, J, M, N

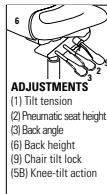
MODEL#	1	2	3	4	5	6	7	8	9	10	11	12
5450-0	649	699	735	793	874	903	974	1109	1175	1302	1471	1685

OVERALL DIMENSIONS			SEAT DIMENSIONS			BACK DIMENSIONS	
W	D	H	W	D	H	W	H
26	25	42	20	18-20.5	17-21	20	23.5-26

RTA 2



HB Knee - Tilter
COM Yardage: 2
Freight Class: 150
Product Weight (lbs.): 62
Cubic Feet Per Carton: 10.50



ADJUSTMENTS
(1) Tilt tension
(2) Pneumatic seat height
(3) Back angle
(6) Back height
(9) Chair tilt lock
(5B) Knee-tilt action

Ergonomic Features:
A, B, C, J, M, N

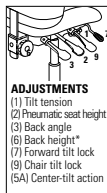
MODEL#	1	2	3	4	5	6	7	8	9	10	11	12
5450-2	809	857	894	951	1034	1062	1133	1268	1333	1460	1630	1844

OVERALL DIMENSIONS			SEAT DIMENSIONS			BACK DIMENSIONS	
W	D	H	W	D	H	W	H
26	25	42.5	20	18-20.5	17-21	20	23.5-26

RTA 2



HB Multi - Tilter
COM Yardage: 2
Freight Class: 125
Product Weight (lbs.): 63
Cubic Feet Per Carton: 10.50



ADJUSTMENTS
(1) Tilt tension
(2) Pneumatic seat height
(3) Back angle
(6) Back height*
(7) Forward tilt lock
(9) Chair tilt lock
(5A) Center-tilt action


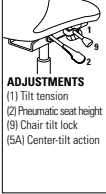


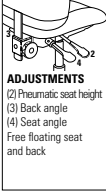


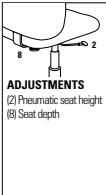


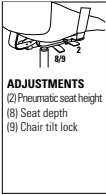


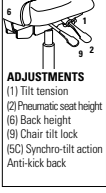

Ergonomic Features:
A, B, C, D, F, G, H, M, N, Q, S


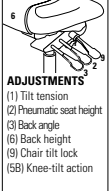

MODEL#	1	2	3	4	5	6	7	8	9	10	11	12
5450-3	649	699	735	793	874	903	974	1109	1175	1302	1471	1685


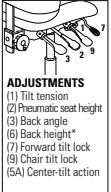

OVERALL DIMENSIONS			SEAT DIMENSIONS			BACK DIMENSIONS	
W	D	H	W	D	H	W	H
26	25	42	20	18-20.5	16.5-20.5	20	23.5-26


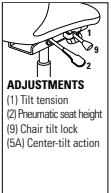

RTA 2


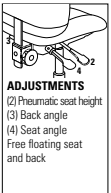




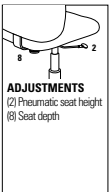

DESCRIPTION	FEATURES	MODEL#	STANDARD FABRIC GRADES												
 HB Tilter COM Yardage: 2 Freight Class: 150 Product Weight (lbs.): 45 Cubic Feet Per Carton: 10.50	 ADJUSTMENTS (1) Tilt tension (2) Pneumatic seat height (9) Chair tilt lock (5A) Center-tilt action	5450-4	1	2	3	4	5	6	7	8	9	10	11	12	
		576	624	663	721	802	831	901	1037	1102	1228	1399	1612		
		OVERALL DIMENSIONS W D H			SEAT DIMENSIONS W D H			BACK DIMENSIONS W H							
			26	25	42	20	18-20.5	16.5-20.5	20	23-26					
	Ergonomic Features: A, B, C, J, M, N	RTA 2													
 HB Operator COM Yardage: 2 Freight Class: 150 Product Weight (lbs.): 47 Cubic Feet Per Carton: 10.50	 ADJUSTMENTS (2) Pneumatic seat height (3) Back angle (4) Seat angle Free floating seat and back	5450-5	1	2	3	4	5	6	7	8	9	10	11	12	
		644	691	730	787	869	898	969	1104	1169	1295	1466	1679		
		OVERALL DIMENSIONS W D H			SEAT DIMENSIONS W D H			BACK DIMENSIONS W H							
			26	25	42	20	18-20.5	16.5-20.5	20	23-26					
	Ergonomic Features: A, B, C, J, M, N	RTA 2													
 HB Task COM Yardage: 2 Freight Class: 250 Product Weight (lbs.): 39 Cubic Feet Per Carton: 10.50	 ADJUSTMENTS (2) Pneumatic seat height (8) Seat depth	5450-6	1	2	3	4	5	6	7	8	9	10	11	12	
		531	579	618	676	757	786	857	992	1057	1183	1354	1567		
		OVERALL DIMENSIONS W D H			SEAT DIMENSIONS W D H			BACK DIMENSIONS W H							
			26	25	41.5	20	18-20.5	16-20	20	23.5-26					
	Ergonomic Features: C, E, H, M, N, Q	RTA 2													
 HB Weight Sensing Synchro - Tilter COM Yardage: 2 Freight Class: 125 Product Weight (lbs.): 59 Cubic Feet Per Carton: 10.50	 ADJUSTMENTS (2) Pneumatic seat height (8) Seat depth (9) Chair tilt lock	5450-8	1	2	3	4	5	6	7	8	9	10	11	12	
		649	696	734	791	870	898	968	1101	1165	1288	1455	1664		
		OVERALL DIMENSIONS W D H			SEAT DIMENSIONS W D H			BACK DIMENSIONS W H							
			26	25	41.5	20	18-20.5	16.5-20.5	20	23.5-26					
	Ergonomic Features: A, B, C, E, H, M, N, Q	RTA 2													
 MB Synchro - Tilter w/Back Angle Adjustment COM Yardage: 1.75 Freight Class: 150 Product Weight (lbs.): 60 Cubic Feet Per Carton: 10.50	 ADJUSTMENTS (1) Tilt tension (2) Pneumatic seat height (6) Back height (9) Chair tilt lock (5C) Synchro-tilt action Anti-kick back	5451-0	1	2	3	4	5	6	7	8	9	10	11	12	
		622	665	700	749	820	845	907	1026	1083	1193	1342	1528		
		OVERALL DIMENSIONS W D H			SEAT DIMENSIONS W D H			BACK DIMENSIONS W H							
			26	25	38.5	20	18-20.5	17-21	20	23.5-26					
	Ergonomic Features: A, B, C, J, M, N	RTA 2													


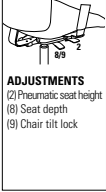


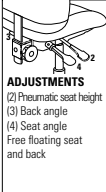


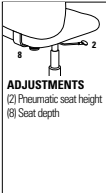


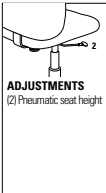


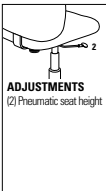

DESCRIPTION	FEATURES	MODEL#	STANDARD FABRIC GRADES														
			1	2	3	4	5	6	7	8	9	10	11	12			
 <p>MB Knee - Tilter COM Yardage: 1.75 Freight Class: 150 Product Weight (lbs.): 60 Cubic Feet Per Carton: 10.50</p>	 <p>ADJUSTMENTS (1) Tilt tension (2) Pneumatic seat height (3) Back angle (6) Back height (9) Chair tilt lock (5B) Knee-tilt action</p>	5451-2	781	824	858	907	979	1003	1065	1184	1242	1352	1501	1687			
			OVERALL DIMENSIONS			SEAT DIMENSIONS			BACK DIMENSIONS								
			W	D	H	W	D	H	W	H							
	26	25	39	20	18-20.5	17-21	20	20-22.5									
				RTA 2													

DESCRIPTION	FEATURES	MODEL#	STANDARD FABRIC GRADES														
			1	2	3	4	5	6	7	8	9	10	11	12			
 <p>MB Multi - Tilter COM Yardage: 1.75 Freight Class: 150 Product Weight (lbs.): 60 Cubic Feet Per Carton: 10.50</p>	 <p>ADJUSTMENTS (1) Tilt tension (2) Pneumatic seat height (3) Back angle (6) Back height* (7) Forward tilt lock (9) Chair tilt lock (5A) Center-tilt action</p>	5451-3	622	665	700	749	820	845	907	1026	1083	1193	1342	1528			
			OVERALL DIMENSIONS			SEAT DIMENSIONS			BACK DIMENSIONS								
			W	D	H	W	D	H	W	H							
	26	25	38.5	20	18-20.5	16.5-20.5	20	20-22.5									
				RTA 2													

DESCRIPTION	FEATURES	MODEL#	STANDARD FABRIC GRADES														
			1	2	3	4	5	6	7	8	9	10	11	12			
 <p>MB Tilter COM Yardage: 1.75 Freight Class: 150 Product Weight (lbs.): 43 Cubic Feet Per Carton: 10.50</p>	 <p>ADJUSTMENTS (1) Tilt tension (2) Pneumatic seat height (9) Chair tilt lock (5A) Center-tilt action</p>	5451-4	550	593	625	676	747	773	834	952	1010	1119	1269	1455			
			OVERALL DIMENSIONS			SEAT DIMENSIONS			BACK DIMENSIONS								
			W	D	H	W	D	H	W	H							
	26	25	38.5	20	18-20.5	16.5-20.5	20	20-22.5									
				RTA 2													

DESCRIPTION	FEATURES	MODEL#	STANDARD FABRIC GRADES														
			1	2	3	4	5	6	7	8	9	10	11	12			
 <p>MB Operator COM Yardage: 1.75 Freight Class: 150 Product Weight (lbs.): 45 Cubic Feet Per Carton: 10.50</p>	 <p>ADJUSTMENTS (2) Pneumatic seat height (3) Back angle (4) Seat angle Free floating seat and back</p>	5451-5	617	660	692	742	815	840	901	1020	1078	1187	1337	1522			
			OVERALL DIMENSIONS			SEAT DIMENSIONS			BACK DIMENSIONS								
			W	D	H	W	D	H	W	H							
	26	25	38.5	20	18-20.5	16.5-20.5	20	20-22.5									
				RTA 2													

DESCRIPTION	FEATURES	MODEL#	STANDARD FABRIC GRADES														
			1	2	3	4	5	6	7	8	9	10	11	12			
 <p>MB Task COM Yardage: 1.75 Freight Class: 250 Product Weight (lbs.): 37 Cubic Feet Per Carton: 10.50</p>	 <p>ADJUSTMENTS (2) Pneumatic seat height (6) Seat depth</p>	5451-6	506	549	582	632	704	728	791	910	967	1076	1225	1411			
			OVERALL DIMENSIONS			SEAT DIMENSIONS			BACK DIMENSIONS								
			W	D	H	W	D	H	W	H							
	26	25	38	20	18-20.5	16-20	20	20-22.5									
				RTA 2													

DESCRIPTION	FEATURES	MODEL#	STANDARD FABRIC GRADES											
 <p>MB Weight Sensing Synchro - Tilter COM Yardage: 1.75 Freight Class: 150 Product Weight (lbs.): 56 Cubic Feet Per Carton: 10.50</p>	 <p>ADJUSTMENTS (2) Pneumatic seat height (8) Seat depth (9) Chair tilt lock</p>		1	2	3	4	5	6	7	8	9	10	11	12
		5451-8	622	665	698	747	817	841	902	1018	1074	1182	1329	1512
		<p>OVERALL DIMENSIONS W D H</p> <p>26 25 38</p> <p>SEAT DIMENSIONS W D H</p> <p>20 18-20.5 16-20</p> <p>BACK DIMENSIONS W H</p> <p>20 20-22.5</p>	<p>Ergonomic Features: A, B, C, E, G, H, M, N, Q, S</p>	<p>RTA 2</p>										
 <p>MB Operator Armless COM Yardage: 1.75 Freight Class: 250 Product Weight (lbs.): 37 Cubic Feet Per Carton: 10.50</p>	 <p>ADJUSTMENTS (2) Pneumatic seat height (3) Back angle (4) Seat angle Free floating seat and back</p>		1	2	3	4	5	6	7	8	9	10	11	12
		5454-5	564	606	639	688	760	786	847	967	1024	1133	1284	1469
		<p>OVERALL DIMENSIONS W D H</p> <p>20 25 38.5</p> <p>SEAT DIMENSIONS W D H</p> <p>20 18-20.5 16.5-20.5</p> <p>BACK DIMENSIONS W H</p> <p>20 20-22.5</p>	<p>Ergonomic Features: A, B, C, J, M, N</p>	<p>RTA 2</p>										
 <p>MB Task Armless COM Yardage: 1.75 Freight Class: 250 Product Weight (lbs.): 30 Cubic Feet Per Carton: 10.50</p>	 <p>ADJUSTMENTS (2) Pneumatic seat height (8) Seat depth</p>		1	2	3	4	5	6	7	8	9	10	11	12
		5454-6	453	496	528	577	649	676	736	856	913	1023	1172	1358
		<p>OVERALL DIMENSIONS W D H</p> <p>20 25 38</p> <p>SEAT DIMENSIONS W D H</p> <p>20 18-20.5 16-20</p> <p>BACK DIMENSIONS W H</p> <p>20 20-22.5</p>	<p>Ergonomic Features: A, B, C, J, M, N</p>	<p>RTA 2</p>										
 <p>MB Drafting Stool Armless COM Yardage: 1.75 Freight Class: 250 Product Weight (lbs.): 38 Cubic Feet Per Carton: 10.50</p>	 <p>ADJUSTMENTS (2) Pneumatic seat height</p>		1	2	3	4	5	6	7	8	9	10	11	12
		5457-6	738	781	816	865	936	960	1024	1142	1199	1309	1459	1644
		<p>OVERALL DIMENSIONS W D H</p> <p>20 25 47</p> <p>SEAT DIMENSIONS W D H</p> <p>20 17.5-19 22-30</p> <p>BACK DIMENSIONS W H</p> <p>20 20</p>	<p>Ergonomic Features: A, B, C, J, M, N</p>	<p>RTA 2</p>										
 <p>MB Drafting Stool COM Yardage: 1.75 Freight Class: 150 Product Weight (lbs.): 44 Cubic Feet Per Carton: 10.50</p>	 <p>ADJUSTMENTS (2) Pneumatic seat height</p>		1	2	3	4	5	6	7	8	9	10	11	12
		5458-6	863	904	938	988	1059	1084	1147	1265	1321	1431	1582	1768
		<p>OVERALL DIMENSIONS W D H</p> <p>26 25 47</p> <p>SEAT DIMENSIONS W D H</p> <p>20 17.5-19 22-30</p> <p>BACK DIMENSIONS W H</p> <p>20 20</p>	<p>Ergonomic Features: A, B, C, J, M, N</p>	<p>RTA 2</p>										

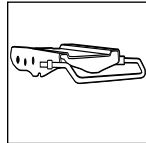
TYE™



model 1950-4 (3N)



model 1951-4 (3N)



Multi-Depth Mechanism
Seat depth option is available on multi-tilter models. (see notes for more details)



model 1953

STANDARD FEATURES

- Contemporary mesh fabric and upholstered panels are used on chair backs.
- Standard with adjustable height T-arms with curved urethane armcaps (3N) in Black Only, (except model 1953 which has a fixed height version of this same arm style). All models (except armchair) are standard with a five-legged, injection molded “spider” base.
- C65 casters are standard.
- Tye was originally available only in a combination of Mock Leather (550 Black) trim on the back and Jenny (JN02 Ebony) on the seat. Please Specify this way for match up orders. Seat and back panels will be upholstered in the same fabric unless otherwise specified.
- Seat depth and pneumatic seat height adjustments. Infinite tilt lock and tilt tension control.
- Mesh available in Black Only.
- Not available in Leather, Match, or Pebbles textiles.

OPTIONAL FEATURES

- The seat and the trim around the mesh back are upholstered in the following GLOBAL fabrics: Drama, Jenny, Mock Leather, Pebbles, Sprinkle, and Urban (Grade 1), Crescent, Cumulus, Imprint, Match, Oxygen, Quantum, Replay, Renewal, and Silhouette (Grade 2), Couture (Grade 3) at an Additional charge. Other GLOBAL fabrics are not suitable.
- Please refer to “Arms Selection” section of the price book for arm options.
- Please refer to the “Casters Selection” section of the price book for caster options. Optional casters may be priced higher than the standard casters for your chair and the difference will be charged. Lower priced optional casters will not be credited.
- For hard surface flooring please specify C65R and Add \$47.00.
- For fully assembled in box, please specify SU. Add \$50.00.

DESCRIPTION

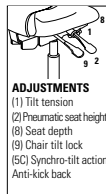
FEATURES

MODEL#

STANDARD FABRIC GRADES



HB Synchro - Tilter
COM Yardage: 1.50
Freight Class: 150
Product Weight (lbs.): 53
Cubic Feet Per Carton: 11



ADJUSTMENTS
(1) Tilt tension
(2) Pneumatic seat height
(8) Seat depth
(9) Chair tilt lock
(5C) Synchro-tilt action
Anti-kick back

Ergonomic Features:
A, B, C, E, H, L, M, N

	1	2	3	4	5	6	7	8	9	10	11	12
1950-1	710	749	777	-	-	-	-	-	-	-	-	-

OVERALL DIMENSIONS

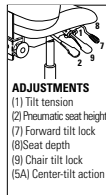
SEAT DIMENSIONS

BACK DIMENSIONS

W	D	H	W	D	H	W	H
25	26	45	21	19-20.5	17.5-21.5	19.5	27



HB Multi - Tilter
COM Yardage: 1.50
Freight Class: 150
Product Weight (lbs.): 52
Cubic Feet Per Carton: 11



ADJUSTMENTS
(1) Tilt tension
(2) Pneumatic seat height
(7) Forward tilt lock
(8) Seat depth
(9) Chair tilt lock
(5A) Center-tilt action

Ergonomic Features:
A, B, C, E, F, H, M, N, S

	1	2	3	4	5	6	7	8	9	10	11	12
1950-3	696	733	761	-	-	-	-	-	-	-	-	-

OVERALL DIMENSIONS

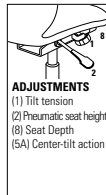
SEAT DIMENSIONS

BACK DIMENSIONS

W	D	H	W	D	H	W	H
25	26	45	21	19-20.5	17.5-21.5	19.5	27



HB Tilter
COM Yardage: 1.50
Freight Class: 150
Product Weight (lbs.): 49
Cubic Feet Per Carton: 11



ADJUSTMENTS
(1) Tilt tension
(2) Pneumatic seat height
(8) Seat Depth
(5A) Center-tilt action

Ergonomic Features:
A, C, E, H, M, N

	1	2	3	4	5	6	7	8	9	10	11	12
1950-4	591	627	656	-	-	-	-	-	-	-	-	-


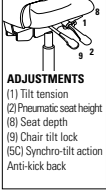


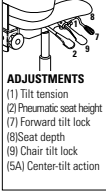


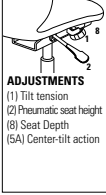


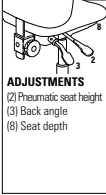


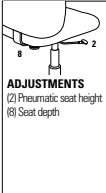

OVERALL DIMENSIONS




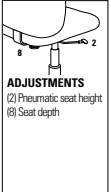


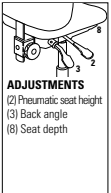


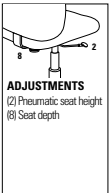


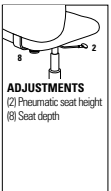

SEAT DIMENSIONS

BACK DIMENSIONS

W	D	H	W	D	H	W	H
25	26	45.5	21	19-20.5	16.5-20.5	19.5	27



DESCRIPTION	FEATURES	MODEL#	STANDARD FABRIC GRADES												
			1	2	3	4	5	6	7	8	9	10	11	12	
 <p>MB Synchro - Tilter COM Yardage: 1.25 Freight Class: 150 Product Weight (lbs.): 51 Cubic Feet Per Carton: 10.50</p>	 <p>ADJUSTMENTS (1) Tilt tension (2) Pneumatic seat height (8) Seat depth (9) Chair tilt lock (5C) Synchro-tilt action Anti-kick back</p>	1951-1	687	718	743	-	-	-	-	-	-	-	-	-	
		OVERALL DIMENSIONS			SEAT DIMENSIONS			BACK DIMENSIONS							
		W	D	H	W	D	H	W	H						
		25	26	40.5	21	19-20.5	17-21	19.5	23						
			RTA 2												
 <p>MB Multi - Tilter COM Yardage: 1.25 Freight Class: 150 Product Weight (lbs.): 50 Cubic Feet Per Carton: 10.50</p>	 <p>ADJUSTMENTS (1) Tilt tension (2) Pneumatic seat height (7) Forward tilt lock (8) Seat depth (9) Chair tilt lock (5A) Center-tilt action</p>	1951-3	671	702	727	-	-	-	-	-	-	-	-		
		OVERALL DIMENSIONS			SEAT DIMENSIONS			BACK DIMENSIONS							
		W	D	H	W	D	H	W	H						
		25.	26.	40.5	21	19-20.5	17-21	19.5	23						
			RTA 2												
 <p>MB Tilter COM Yardage: 1.25 Freight Class: 150 Product Weight (lbs.): 47 Cubic Feet Per Carton: 10.50</p>	 <p>ADJUSTMENTS (1) Tilt tension (2) Pneumatic seat height (8) Seat Depth (5A) Center-tilt action</p>	1951-4	566	596	621	-	-	-	-	-	-	-	-		
		OVERALL DIMENSIONS			SEAT DIMENSIONS			BACK DIMENSIONS							
		W	D	H	W	D	H	W	H						
		25	26	41	21	19-20.5	17-21	19.5	23						
			RTA 2												
 <p>MB Posture Task w/Arms COM Yardage: 1.25 Freight Class: 150 Product Weight (lbs.): 45 Cubic Feet Per Carton: 9.25</p>	 <p>ADJUSTMENTS (2) Pneumatic seat height (3) Back angle (8) Seat depth</p>	1951-7	613	643	668	-	-	-	-	-	-	-	-		
		OVERALL DIMENSIONS			SEAT DIMENSIONS			BACK DIMENSIONS							
		W	D	H	W	D	H	W	H						
		25	26	40	21	19-20.5	16-20	19.5	23						
			RTA 2												
 <p>LB Task w/Arms COM Yardage: 1 Freight Class: 150 Product Weight (lbs.): 43 Cubic Feet Per Carton: 9.25</p>	 <p>ADJUSTMENTS (2) Pneumatic seat height (8) Seat depth</p>	1952-6	490	515	534	-	-	-	-	-	-	-	-		
		OVERALL DIMENSIONS			SEAT DIMENSIONS			BACK DIMENSIONS							
		W	D	H	W	D	H	W	H						
		25	26	35.	21	19-20.5	17-20	19.5	16						
			RTA 2												

DESCRIPTION	FEATURES	MODEL#	STANDARD FABRIC GRADES											
			1	2	3	4	5	6	7	8	9	10	11	12
 Armchair COM Yardage: 1 Freight Class: 250 Product Weight (lbs.): 36 Cubic Feet Per Carton: 10.25	Ergonomic Features: M, N	1953	438	466	482	-	-	-	-	-	-	-	-	-
			OVERALL DIMENSIONS			SEAT DIMENSIONS			BACK DIMENSIONS					
			W	D	H	W	D	H	W	H				
			27	23	35	21	18.5	18	19.5	18				
			RTA 1											
 LB Task Armless COM Yardage: 1 Freight Class: 150 Product Weight (lbs.): 37 Cubic Feet Per Carton: 9.25	 ADJUSTMENTS (2) Pneumatic seat height (8) Seat depth	1954-6	420	450	474	-	-	-	-	-	-	-	-	
			OVERALL DIMENSIONS			SEAT DIMENSIONS			BACK DIMENSIONS					
			W	D	H	W	D	H	W	H				
			25	26	35	21	19-20.5	17-22	19.5	16				
			RTA 2											
 MB Posture Task Armless COM Yardage: 1.25 Freight Class: 150 Product Weight (lbs.): 39 Cubic Feet Per Carton: 9.25	 ADJUSTMENTS (2) Pneumatic seat height (3) Back angle (8) Seat depth	1957-7	544	575	599	-	-	-	-	-	-	-	-	
			OVERALL DIMENSIONS			SEAT DIMENSIONS			BACK DIMENSIONS					
			W	D	H	W	D	H	W	H				
			25	26	40	21	19-20.5	16-20	19.5	23				
			RTA 2											
 LB Task Drafting Chair COM Yardage: 1 Freight Class: 150 Product Weight (lbs.): 47 Cubic Feet Per Carton: 9.25	 ADJUSTMENTS (2) Pneumatic seat height (8) Seat depth	1922-6	587	612	632	-	-	-	-	-	-	-	-	
			OVERALL DIMENSIONS			SEAT DIMENSIONS			BACK DIMENSIONS					
			W	D	H	W	D	H	W	H				
			25	26	44.5	21	19-20.5	24-34	19.5	16				
			RTA 2											
 LB Task Drafting Chair Armless COM Yardage: 1 Freight Class: 150 Product Weight (lbs.): 40 Cubic Feet Per Carton: 9.25	 ADJUSTMENTS (2) Pneumatic seat height (8) Seat depth	1924-6	516	540	559	-	-	-	-	-	-	-	-	
			OVERALL DIMENSIONS			SEAT DIMENSIONS			BACK DIMENSIONS					
			W	D	H	W	D	H	W	H				
			25	26	44.5	21	19-20.5	24-34	19.5	16				
			RTA 2											

VION



model 6321-8



model 6331-8



Optional Live Lumbar Support Pad (LS)

Lumbar Pad is spring loaded, providing pressure sensitive depth adjustment and 3 inches of height adjustment.



model 6322-4 (C)



model 6325 (CH)

VION FINISHES - TASK SEATING				
Back Frame	Base	Specify Code	Arm Option	Specify Code
Black	Black	BK	Adj. "T" arm (Black) Adj. "T" arm, fixed armcap (Black) Fixed "C" arm (Black)	AS AF C
Black	Polished Aluminum	BA Add \$110.00	Adj. "T" arm (Black, Chrome accent) Adj. "T" arm, fixed armcap (Black, Chrome accent) Fixed "C" arm (Black) Fixed "C" arm (Polished aluminum)	AC AD C CA - Add \$135.00
Fog	Fog	FG Add \$50.00	Adj. "T" arm (Fog) Adj. "T" arm, fixed armcap (Fog) Fixed "C" arm (Fog)	FA FF CC
Fog	Polished Aluminum	FA Add \$160.00	Adj. "T" arm (Fog, Chrome accent) Adj. "T" arm, fixed armcap (Fog, Chrome accent) Fixed "C" arm (Fog) Fixed "C" arm (Polished Aluminum)	FC CF CC CA - Add \$135.00

* All arms have Black SSU Armcaps.

VION FINISHES - GUEST SEATING				
Back Frame	Base	Frame	Specify Code	Arm Option
Black	BLK	Black Charcoal Fog Tungsten Chrome	BK CH FO TN CM - Add \$25.00	Fiber Glass Reinforced Nylon (Black)

STANDARD FEATURES

- Vion is a comprehensive seating series offering a family of models to Address multiple applications: task, management, conference, guest, heavy duty 24-7, and drafting stools.
- Series offers Mid and High Back models with either a mesh or upholstered back.
- Vion Heavy Duty models can be found in the Heavy Duty section of the price book.
- Five different control mechanism options to suit all price points and ergonomic requirements.
- All models except guest chairs are standard with height and width adjustable arms (AS) that feature a front to back sliding armcap.
- Vion is equipped with Global's high quality Soft Descent pneumatic lift which slowly and gently lowers the height of the chair making it easy to obtain the desired position.
- Side activated sliding seat depth adjustment (MD) is standard on Multi-Tilter, Synchro Tilter with Back Angle Adjustment and Weight Sensing Synchro Tilter control mechanisms. Provides 2" of seat depth adjustment.
- Upholstered back models will always feature black fabric (Jenny JN02) on the back side.
- Black five prong, injection molded, fiberglass reinforced nylon based is standard (B7B) with C1 dual wheel carpet casters.
- Guest chairs offer arm and armless models, with or without casters. Arm designs are gently curved and made from strong fiberglass reinforced nylon.
- Guest chairs without casters, offer a wall saver frame design, which is constructed from 7/8 inch diameter steel tubing. These models are standard with durable black polypropylene glides and stack up to 5 high on the floor/8 high on a dolly.
- Guest chairs with casters are standard with C82 dual wheel carpet casters. These models do not have wall saver frames and do not stack.
- Vion beam seating consists of upper seat units (6340-6343) including mounting brackets and all hardware necessary for attachment to beam.
- For all beam components, tables and a complete list of available upper seat units, see Beam seating section.

OPTIONAL FEATURES

- Petite seat models (2" shorter and 2" narrower than the standard size seat) are available. No upcharge.
- Mesh back models are available in 10 colors: Aqua (MS75), Black (MS69), Black Cherry (MS76), Blue (MS72), Dust (MS77), Ivory (MS78), Natural (MS74), Paprika (MS79), Rope (MS73) and Stone (MS71). All models are available in fabric, vinyl or leather with EXCEPTION of Jenny and Pebbles.
- Vion mesh back models (all 10 colors) and approved upholstery materials are available to meet California TB133 and a \$150.00 list upcharge is required for all mesh back models.
- Upholstered back models offer a Matching Outer (MO) upholstery option. Due to the Additional material needed, these models are listed separately and are priced differently than the standard upholstered back models.
- Optional Live Lumbar Support Pad can be Added at the time of order. Please specify (LS) and Add \$25.00. Lumbar Pad can also be order after sale as a kit, specify model 6339 at \$25.00 list. The Lumbar Pad is adjustable up to 3" vertically.
- Optional Memory Foam available on Vion Seats. Please specify MF and Add \$76.00.
- For hard surface flooring casters for 5 prong base models, please specify C9R casters and Add \$47.00.
- Optional glides for guest chairs include: Opaque off-white non-marring glides for hard surface flooring (NM) and Steel self-leveling rubber cushioned glides (B). Please specify, Add \$20.00.
- Available Dolly for stacking guest chairs up to 8 high. Specify model 2125WS, \$288.00 List.
- Please refer to chart for optional Arms, Back, Base and Frame finishes.
- For fully assembled in box, please specify SU. Add \$50.00.

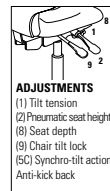
DESCRIPTION



HB Synchro - Tilter w/Back Angle Adjustment

COM Yardage: 1
Freight Class: 150
Product Weight (lbs.): 60
Cubic Feet Per Carton: 10.50

FEATURES



ADJUSTMENTS
(1) Tilt tension
(2) Pneumatic seat height
(3) Seat depth
(4) Chair tilt lock
(5C) Synchro-tilt action
Anti-kick back

Mesh Back

Ergonomic Features:
A, B, C, E, G, H, L, M, N, Q, U

MODEL#

STANDARD FABRIC GRADES

	1	2	3	4	5	6	7	8	9	10	11	12
6321-0	670	694	713	741	780	795	829	896	928	989	1073	1177
6321L-0	-	-	-	-	-	-	-	841	884	938	1030	1134
Leather												


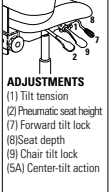


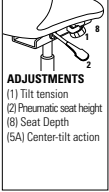


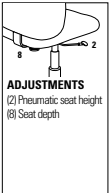


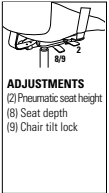


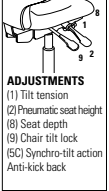

OVERALL DIMENSIONS


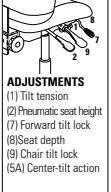


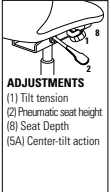


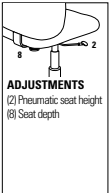


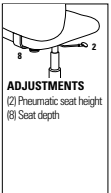


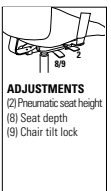

SEAT DIMENSIONS


BACK DIMENSIONS


W	D	H	W	D	H	W	H
25.5	24	41.5	20	17-19.5	17.5-21.5	18.5	23





DESCRIPTION	FEATURES	MODEL#	STANDARD FABRIC GRADES														
			1	2	3	4	5	6	7	8	9	10	11	12			
 <p>HB Multi - Tilter COM Yardage: 1 Freight Class: 150 Product Weight (lbs.): 62 Cubic Feet Per Carton: 10.50</p>	 <p>ADJUSTMENTS (1) Tilt tension (2) Pneumatic seat height (7) Forward tilt lock (6) Seat depth (9) Chair tilt lock (5A) Center-tilt action</p>	<p>6321-3</p> <p>6321L-3 Leather</p>	670	694	713	741	780	795	829	896	928	989	1073	1177			
			OVERALL DIMENSIONS			SEAT DIMENSIONS			BACK DIMENSIONS								
			W	D	H	W	D	H	W	H							
			25.5	24	41	20	17-19.5	17.25-21.25	18.5	23							
<p>HB Multi - Tilter COM Yardage: 1 Freight Class: 150 Product Weight (lbs.): 62 Cubic Feet Per Carton: 10.50</p>	<p>Ergonomic Features: A, B, C, E, F, G, H, M, N, Q, U, S</p>	<p>RTA 2</p> 															
			 <p>HB Tilter COM Yardage: 1 Freight Class: 150 Product Weight (lbs.): 54 Cubic Feet Per Carton: 10.50</p>	 <p>ADJUSTMENTS (1) Tilt tension (2) Pneumatic seat height (6) Seat Depth (5A) Center-tilt action</p>	<p>6321-4</p> <p>6321L-4 Leather</p>	600	624	643	671	710	725	759	826	858	919	1003	1107
						OVERALL DIMENSIONS			SEAT DIMENSIONS			BACK DIMENSIONS					
						W	D	H	W	D	H	W	H				
25.5	24	39.25				20	17.5	16-20	18.5	23							
<p>HB Tilter COM Yardage: 1 Freight Class: 150 Product Weight (lbs.): 54 Cubic Feet Per Carton: 10.50</p>	<p>Ergonomic Features: A, B, C, E, H, M, N, Q, S, U</p>	<p>RTA 2</p> 															
			 <p>HB Task COM Yardage: 1 Freight Class: 150 Product Weight (lbs.): 49 Cubic Feet Per Carton: 10.50</p>	 <p>ADJUSTMENTS (2) Pneumatic seat height (6) Seat depth</p>	<p>6321-6</p> <p>6321L-6 Leather</p>	575	599	618	646	685	700	734	801	833	894	978	1082
						OVERALL DIMENSIONS			SEAT DIMENSIONS			BACK DIMENSIONS					
						W	D	H	W	D	H	W	H				
25.5	24	39.25				20	17.5	17-22	18.5	23							
<p>HB Task COM Yardage: 1 Freight Class: 150 Product Weight (lbs.): 49 Cubic Feet Per Carton: 10.50</p>	<p>Ergonomic Features: C, E, M, N, U</p>	<p>RTA 2</p> 															
			 <p>HB Weight Sensing Synchro - Tilter COM Yardage: 1 Freight Class: 150 Product Weight (lbs.): 57 Cubic Feet Per Carton: 10.50</p>	 <p>ADJUSTMENTS (2) Pneumatic seat height (6) Seat depth (9) Chair tilt lock</p>	<p>6321-8</p> <p>6321L-8 Leather</p>	670	694	713	741	780	795	829	896	928	989	1073	1177
						OVERALL DIMENSIONS			SEAT DIMENSIONS			BACK DIMENSIONS					
						W	D	H	W	D	H	W	H				
25.5	24	40				20	17-19.5	16.5-20.5	18.5	23							
<p>HB Weight Sensing Synchro - Tilter COM Yardage: 1 Freight Class: 150 Product Weight (lbs.): 57 Cubic Feet Per Carton: 10.50</p>	<p>Ergonomic Features: A, B, C, E, H, L, M, N, Q, U</p>	<p>RTA 2</p> 															
			 <p>MB Synchro - Tilter w/Back Angle Adjustment COM Yardage: 1 Freight Class: 150 Product Weight (lbs.): 58 Cubic Feet Per Carton: 10.50</p>	 <p>ADJUSTMENTS (1) Tilt tension (2) Pneumatic seat height (6) Seat depth (9) Chair tilt lock (5C) Synchro-tilt action Anti-kick back</p>	<p>6322-0</p> <p>6322L-0 Leather</p>	635	659	678	706	745	760	794	861	893	954	1038	1142
						OVERALL DIMENSIONS			SEAT DIMENSIONS			BACK DIMENSIONS					
						W	D	H	W	D	H	W	H				
25.5	24	39.5				20	17-19.5	17-21.5	18.5	21							
<p>MB Synchro - Tilter w/Back Angle Adjustment COM Yardage: 1 Freight Class: 150 Product Weight (lbs.): 58 Cubic Feet Per Carton: 10.50</p>	<p>Ergonomic Features: A, B, C, E, G, H, L, M, N, Q, U</p>	<p>RTA 2</p> 															


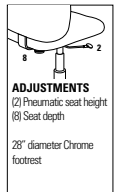
DESCRIPTION	FEATURES	MODEL#	STANDARD FABRIC GRADES													
			1	2	3	4	5	6	7	8	9	10	11	12		
 <p>MB Multi - Tilter COM Yardage: 1 Freight Class: 150 Product Weight (lbs.): 60 Cubic Feet Per Carton: 10.50</p>	 <p>ADJUSTMENTS (1) Tilt tension (2) Pneumatic seat height (7) Forward tilt lock (8) Seat depth (9) Chair tilt lock (5A) Center-tilt action</p>	6322-3	635	659	678	706	745	760	794	861	893	954	1038	1142		
		6322L-3 Leather	-	-	-	-	-	-	-	-	807	850	904	996	1100	
		OVERALL DIMENSIONS	W D H			SEAT DIMENSIONS			BACK DIMENSIONS			W H				
		25.5	24	39	20	17-19.5	17.25-21.25	18.5	21							
	Mesh Back	Ergonomic Features: A, B, C, E, F, G, H, M, N, Q, U, S	RTA 2													
 <p>MB Tilter COM Yardage: 1 Freight Class: 150 Product Weight (lbs.): 52 Cubic Feet Per Carton: 10.50</p>	 <p>ADJUSTMENTS (1) Tilt tension (2) Pneumatic seat height (8) Seat Depth (5A) Center-tilt action</p>	6322-4	565	589	608	636	675	690	724	791	823	884	968	1072		
		6322L-4 Leather	-	-	-	-	-	-	-	734	777	831	923	1027		
		OVERALL DIMENSIONS	W D H			SEAT DIMENSIONS			BACK DIMENSIONS			W H				
		25.5	24	37.5	20	17.5	16-20	18.5	21							
	Mesh Back	Ergonomic Features: A, B, C, E, H, M, N, Q, S, U	RTA 2													
 <p>MB Task COM Yardage: 1 Freight Class: 150 Product Weight (lbs.): 47 Cubic Feet Per Carton: 10.50</p>	 <p>ADJUSTMENTS (2) Pneumatic seat height (8) Seat depth</p>	6322-6	545	569	588	616	655	670	704	771	803	864	948	1052		
		6322L-6 Leather	-	-	-	-	-	-	-	715	758	812	904	1008		
		OVERALL DIMENSIONS	W D H			SEAT DIMENSIONS			BACK DIMENSIONS			W H				
		25.5	24	37.5	20	17.5	17-22	18.5	21							
	Mesh Back	Ergonomic Features: C, E, M, N, Q, U	RTA 2													
 <p>MB Task - Armless COM Yardage: 1 Freight Class: 150 Product Weight (lbs.): 43 Cubic Feet Per Carton: 10.50</p>	 <p>ADJUSTMENTS (2) Pneumatic seat height (8) Seat depth</p>	6323-6	515	539	558	586	625	640	674	741	773	834	918	1022		
		6323L-6 Leather	-	-	-	-	-	-	-	706	749	803	895	999		
		OVERALL DIMENSIONS	W D H			SEAT DIMENSIONS			BACK DIMENSIONS			W H				
		25.5	24	39.25	20	17.5	17-22	18.5	21							
	Mesh Back	Ergonomic Features: C, E, M, N, U	RTA 2													
 <p>MB Weight Sensing Synchro - Tilter COM Yardage: 1 Freight Class: 150 Product Weight (lbs.): 55 Cubic Feet Per Carton: 10.50</p>	 <p>ADJUSTMENTS (2) Pneumatic seat height (8) Seat depth (9) Chair tilt lock</p>	6322-8	635	659	678	706	745	760	794	861	893	954	1038	1142		
		6322L-8 Leather	-	-	-	-	-	-	-	807	850	904	996	1100		
		OVERALL DIMENSIONS	W D H			SEAT DIMENSIONS			BACK DIMENSIONS			W H				
		25.5	24	38	20	17-19.5	16.5-20.5	18.5	21							
	Mesh Back	Ergonomic Features: A, B, C, E, H, L, M, N, Q, U	RTA 2													


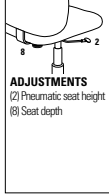




DESCRIPTION	FEATURES	MODEL#	STANDARD FABRIC GRADES													
			1	2	3	4	5	6	7	8	9	10	11	12		
 <p>Side Chair - Armless COM Yardage: 1 Freight Class: 250 Product Weight (lbs.): 24 Cubic Feet Per Carton: 11.75</p>	Mesh Back Stacks 4 high on floor. Stacks 8 high on dolly. Ergonomic Features: M, N	6324	420	444	463	491	530	545	579	646	678	739	823	928		
		6324L	-	-	-	-	-	-	-	-	588	631	685	777	881	
		OVERALL DIMENSIONS			SEAT DIMENSIONS			BACK DIMENSIONS								
		W	D	H	W	D	H	W	H							
			20	24	34.5	19	17.5	17.5	19	17						
			RTA 00													


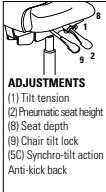

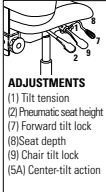

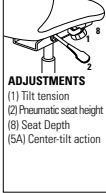

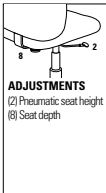

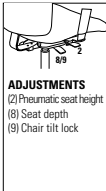
DESCRIPTION	FEATURES	MODEL#	STANDARD FABRIC GRADES													
			1	2	3	4	5	6	7	8	9	10	11	12		
 <p>Side Chair - Armless w/Casters COM Yardage: 1 Freight Class: 250 Product Weight (lbs.): 24 Cubic Feet Per Carton: 11.75</p>	Mesh Back Does not stack. Ergonomic Features: M, N	6324C	469	493	512	540	579	594	628	695	727	788	872	976		
		6324CL	-	-	-	-	-	-	-	655	698	752	844	948		
		OVERALL DIMENSIONS			SEAT DIMENSIONS			BACK DIMENSIONS								
		W	D	H	W	D	H	W	H							
			20	24	34.5	19	17.5	17.5	19	17						
			RTA 00													


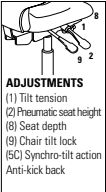

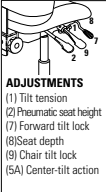

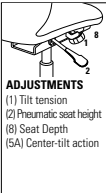

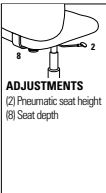

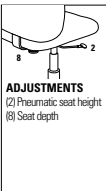
DESCRIPTION	FEATURES	MODEL#	STANDARD FABRIC GRADES													
			1	2	3	4	5	6	7	8	9	10	11	12		
 <p>Side Chair COM Yardage: 1 Freight Class: 300 Product Weight (lbs.): 26 Cubic Feet Per Carton: 13.75</p>	Mesh Back Stacks 4 high on floor. Stacks 8 high on dolly. Ergonomic Features: M, N	6325	450	474	493	521	560	575	609	676	708	769	853	957		
		6325L	-	-	-	-	-	-	-	619	662	716	808	912		
		OVERALL DIMENSIONS			SEAT DIMENSIONS			BACK DIMENSIONS								
		W	D	H	W	D	H	W	H							
			25.5	24	34.5	19	17.5	17.5	19	17						
			RTA 00													


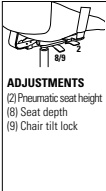
DESCRIPTION	FEATURES	MODEL#	STANDARD FABRIC GRADES													
			1	2	3	4	5	6	7	8	9	10	11	12		
 <p>Side Chair w/Casters COM Yardage: 1 Freight Class: 300 Product Weight (lbs.): 26 Cubic Feet Per Carton: 13.75</p>	Mesh Back Does not stack. Ergonomic Features: M, N	6325C	499	523	542	570	609	624	658	725	757	818	902	1006		
		6325CL	-	-	-	-	-	-	-	686	729	783	875	979		
		OVERALL DIMENSIONS			SEAT DIMENSIONS			BACK DIMENSIONS								
		W	D	H	W	D	H	W	H							
			25.5	24	34.5	19	17.5	17.5	19	17						
			RTA 00													


DESCRIPTION	FEATURES	MODEL#	STANDARD FABRIC GRADES													
			1	2	3	4	5	6	7	8	9	10	11	12		
 <p>MB Drafting Stool - Task Armless COM Yardage: 1 Freight Class: 150 Product Weight (lbs.): 44 Cubic Feet Per Carton: 10.50</p>	 <p>ADJUSTMENTS (2) Pneumatic seat height (8) Seat depth 28" diameter Chrome footrest</p>	6327-6	575	600	619	647	686	701	735	802	834	895	979	1084		
		6327L-6	-	-	-	-	-	-	-	762	805	859	951	1055		
		OVERALL DIMENSIONS			SEAT DIMENSIONS			BACK DIMENSIONS								
		W	D	H	W	D	H	W	H							
			25.5	24	48	20	17.5	23.5-33.5	18.5	21						
			RTA 2													


DESCRIPTION	FEATURES	MODEL#	STANDARD FABRIC GRADES												
			1	2	3	4	5	6	7	8	9	10	11	12	
 MB Drafting Stool - Task COM Yardage: 1 Freight Class: 150 Product Weight (lbs.): 50 Cubic Feet Per Carton: 10.50	 ADJUSTMENTS (2) Pneumatic seat height (8) Seat depth		1	2	3	4	5	6	7	8	9	10	11	12	
		6328-6	650	674	693	721	760	775	809	876	908	969	1053	1157	
		6328L-6 Leather	-	-	-	-	-	-	-	-	849	892	946	1038	1142
		OVERALL DIMENSIONS W D H	25.5	24	48	SEAT DIMENSIONS W D H	20	17.5	23.5-33.5	BACK DIMENSIONS W H	18.5	21			
	Mesh Back														
	Ergonomic Features: C, E, H, M, N, Q, U	RTA 2													
 Bar Height Stool w/Arms COM Yardage: 1.00 Freight Class: 300 Product Weight (lbs.): 35 Cubic Feet Per Carton: 20	Mesh Back. Does not stack.		1	2	3	4	5	6	7	8	9	10	11	12	
		6350	585	611	631	662	705	725	765	827	875	929	1039	1157	
		6350L	-	-	-	-	-	-	-	-	827	877	929	1039	1157
		OVERALL DIMENSIONS W D H	25.5	25	44.5	SEAT DIMENSIONS W D H	19	17.5	28.5	BACK DIMENSIONS W H	18	16			
	Ergonomic Features: M, N	RTA 00													
 Armless Bar Height Stool COM Yardage: 1.00 Freight Class: 250 Product Weight (lbs.): 33 Cubic Feet Per Carton: 15.75	Mesh Back. Does not stack.		1	2	3	4	5	6	7	8	9	10	11	12	
		6351	556	582	602	633	676	696	736	798	846	900	1010	1128	
		6351L	-	-	-	-	-	-	-	-	798	846	900	1010	1128
		OVERALL DIMENSIONS W D H	21	25	44.5	SEAT DIMENSIONS W D H	19	17.5	28.5	BACK DIMENSIONS W H	18	16			
	Ergonomic Features: M, N	RTA 00													
 Counter Height Stool w/Arms COM Yardage: 1.00 Freight Class: 300 Product Weight (lbs.): 25 Cubic Feet Per Carton: 18.5	Mesh Back. Does not stack.		1	2	3	4	5	6	7	8	9	10	11	12	
		6352	585	611	631	662	705	725	765	827	875	929	1039	1157	
		6352L	-	-	-	-	-	-	-	-	827	875	929	1039	1157
		OVERALL DIMENSIONS W D H	25.5	24.5	40.5	SEAT DIMENSIONS W D H	19	17.5	24.5	BACK DIMENSIONS W H	18	16			
	Ergonomic Features: M, N	RTA 00													
 Armless Counter Height Stool COM Yardage: 1.00 Freight Class: 250 Product Weight (lbs.): 31 Cubic Feet Per Carton: 14.50	Mesh Back. Does not stack.		1	2	3	4	5	6	7	8	9	10	11	12	
		6353	556	582	602	633	676	696	736	798	846	900	1010	1128	
		6353L	-	-	-	-	-	-	-	-	798	846	900	1010	1128
		OVERALL DIMENSIONS W D H	21	24.5	40.5	SEAT DIMENSIONS W D H	19	17.5	24.5	BACK DIMENSIONS W H	18	16			
	Ergonomic Features: M, N	RTA 00													


DESCRIPTION	FEATURES	MODEL#	STANDARD FABRIC GRADES																																																																																																				
			1	2	3	4	5	6	7	8	9	10	11	12																																																																																									
 <p>HB Synchro - Tilter w/Back Angle Adjustment COM Yardage: 1.25 Freight Class: 150 Product Weight (lbs.): 61 Cubic Feet Per Carton: 10.50</p>	 <p>ADJUSTMENTS (1) Tilt tension (2) Pneumatic seat height (8) Seat depth (9) Chair tilt lock (5C) Synchro-tilt action Anti-kick back</p>	<p>Upholstered Back</p> <p>Ergonomic Features: A, B, C, E, G, H, L, M, N, Q, U</p>	<table border="1"> <tr> <td>6331-0</td><td>760</td><td>791</td><td>814</td><td>849</td><td>899</td><td>917</td><td>960</td><td>1043</td><td>1083</td><td>1160</td><td>1265</td><td>1395</td> </tr> <tr> <td>6331-0MO</td><td>801</td><td>848</td><td>886</td><td>942</td><td>1021</td><td>1050</td><td>1119</td><td>1252</td><td>1316</td><td>1439</td><td>1607</td><td>1816</td> </tr> <tr> <td>6331L-0</td><td>-</td><td>-</td><td>-</td><td>-</td><td>-</td><td>-</td><td>-</td><td>1008</td><td>1051</td><td>1105</td><td>1197</td><td>1301</td> </tr> <tr> <td>6331L-0MO</td><td>-</td><td>-</td><td>-</td><td>-</td><td>-</td><td>-</td><td>-</td><td>1208</td><td>1294</td><td>1402</td><td>1585</td><td>1794</td> </tr> <tr> <td colspan="3">OVERALL DIMENSIONS</td> <td colspan="3">SEAT DIMENSIONS</td> <td colspan="6">BACK DIMENSIONS</td> </tr> <tr> <td>W</td><td>D</td><td>H</td><td>W</td><td>D</td><td>H</td><td>W</td><td>D</td><td>H</td><td>W</td><td>H</td><td colspan="2"></td> </tr> <tr> <td>25.5</td><td>24</td><td>41.5</td><td>20</td><td>17-19.5</td><td>17.5-21.5</td><td>18.5</td><td colspan="2">23</td><td colspan="3"></td> </tr> </table>												6331-0	760	791	814	849	899	917	960	1043	1083	1160	1265	1395	6331-0MO	801	848	886	942	1021	1050	1119	1252	1316	1439	1607	1816	6331L-0	-	-	-	-	-	-	-	1008	1051	1105	1197	1301	6331L-0MO	-	-	-	-	-	-	-	1208	1294	1402	1585	1794	OVERALL DIMENSIONS			SEAT DIMENSIONS			BACK DIMENSIONS						W	D	H	W	D	H	W	D	H	W	H			25.5	24	41.5	20	17-19.5	17.5-21.5	18.5	23				
			6331-0	760	791	814	849	899	917	960	1043	1083	1160	1265	1395																																																																																								
			6331-0MO	801	848	886	942	1021	1050	1119	1252	1316	1439	1607	1816																																																																																								
			6331L-0	-	-	-	-	-	-	-	1008	1051	1105	1197	1301																																																																																								
6331L-0MO	-	-	-	-	-	-	-	1208	1294	1402	1585	1794																																																																																											
OVERALL DIMENSIONS			SEAT DIMENSIONS			BACK DIMENSIONS																																																																																																	
W	D	H	W	D	H	W	D	H	W	H																																																																																													
25.5	24	41.5	20	17-19.5	17.5-21.5	18.5	23																																																																																																
 <p>HB Multi - Tilter COM Yardage: 1.25 Freight Class: 150 Product Weight (lbs.): 63 Cubic Feet Per Carton: 10.50</p>	 <p>ADJUSTMENTS (1) Tilt tension (2) Pneumatic seat height (7) Forward tilt lock (8) Seat depth (9) Chair tilt lock (5A) Center-tilt action</p>	<p>Upholstered Back</p> <p>Ergonomic Features: A, B, C, E, F, G, H, M, N, Q, U, S</p>	<table border="1"> <tr> <td>6331-3</td><td>760</td><td>791</td><td>814</td><td>849</td><td>899</td><td>917</td><td>960</td><td>1043</td><td>1083</td><td>1160</td><td>1265</td><td>1395</td> </tr> <tr> <td>6331-3MO</td><td>801</td><td>848</td><td>886</td><td>942</td><td>1021</td><td>1050</td><td>1119</td><td>1252</td><td>1316</td><td>1439</td><td>1607</td><td>1395</td> </tr> <tr> <td>6331L-3</td><td>-</td><td>-</td><td>-</td><td>-</td><td>-</td><td>-</td><td>-</td><td>1008</td><td>1051</td><td>1105</td><td>1197</td><td>1301</td> </tr> <tr> <td>6331L-3MO</td><td>-</td><td>-</td><td>-</td><td>-</td><td>-</td><td>-</td><td>-</td><td>1208</td><td>1294</td><td>1402</td><td>1585</td><td>1794</td> </tr> <tr> <td colspan="3">OVERALL DIMENSIONS</td> <td colspan="3">SEAT DIMENSIONS</td> <td colspan="6">BACK DIMENSIONS</td> </tr> <tr> <td>W</td><td>D</td><td>H</td><td>W</td><td>D</td><td>H</td><td>W</td><td>D</td><td>H</td><td>W</td><td>H</td><td colspan="2"></td> </tr> <tr> <td>25.5</td><td>24</td><td>41</td><td>20</td><td>17-19.5</td><td>17.25-21.25</td><td>18.5</td><td colspan="2">23</td><td colspan="3"></td> </tr> </table>												6331-3	760	791	814	849	899	917	960	1043	1083	1160	1265	1395	6331-3MO	801	848	886	942	1021	1050	1119	1252	1316	1439	1607	1395	6331L-3	-	-	-	-	-	-	-	1008	1051	1105	1197	1301	6331L-3MO	-	-	-	-	-	-	-	1208	1294	1402	1585	1794	OVERALL DIMENSIONS			SEAT DIMENSIONS			BACK DIMENSIONS						W	D	H	W	D	H	W	D	H	W	H			25.5	24	41	20	17-19.5	17.25-21.25	18.5	23				
			6331-3	760	791	814	849	899	917	960	1043	1083	1160	1265	1395																																																																																								
			6331-3MO	801	848	886	942	1021	1050	1119	1252	1316	1439	1607	1395																																																																																								
			6331L-3	-	-	-	-	-	-	-	1008	1051	1105	1197	1301																																																																																								
6331L-3MO	-	-	-	-	-	-	-	1208	1294	1402	1585	1794																																																																																											
OVERALL DIMENSIONS			SEAT DIMENSIONS			BACK DIMENSIONS																																																																																																	
W	D	H	W	D	H	W	D	H	W	H																																																																																													
25.5	24	41	20	17-19.5	17.25-21.25	18.5	23																																																																																																
 <p>HB Tilter COM Yardage: 1.25 Freight Class: 150 Product Weight (lbs.): 55 Cubic Feet Per Carton: 10.50</p>	 <p>ADJUSTMENTS (1) Tilt tension (2) Pneumatic seat height (8) Seat Depth (5A) Center-tilt action</p>	<p>Upholstered Back</p> <p>Ergonomic Features: A, B, C, E, H, M, N, Q, S, U</p>	<table border="1"> <tr> <td>6331-4</td><td>680</td><td>711</td><td>734</td><td>769</td><td>819</td><td>837</td><td>880</td><td>963</td><td>1003</td><td>1080</td><td>1185</td><td>1315</td> </tr> <tr> <td>6331-4MO</td><td>720</td><td>767</td><td>805</td><td>861</td><td>940</td><td>969</td><td>1038</td><td>963</td><td>1235</td><td>1358</td><td>1526</td><td>1735</td> </tr> <tr> <td>6331L-4</td><td>-</td><td>-</td><td>-</td><td>-</td><td>-</td><td>-</td><td>-</td><td>924</td><td>978</td><td>1045</td><td>1160</td><td>1290</td> </tr> <tr> <td>6331L-4MO</td><td>-</td><td>-</td><td>-</td><td>-</td><td>-</td><td>-</td><td>-</td><td>1121</td><td>1207</td><td>1315</td><td>1498</td><td>1707</td> </tr> <tr> <td colspan="3">OVERALL DIMENSIONS</td> <td colspan="3">SEAT DIMENSIONS</td> <td colspan="6">BACK DIMENSIONS</td> </tr> <tr> <td>W</td><td>D</td><td>H</td><td>W</td><td>D</td><td>H</td><td>W</td><td>D</td><td>H</td><td>W</td><td>H</td><td colspan="2"></td> </tr> <tr> <td>25.5</td><td>24</td><td>39.25</td><td>20</td><td>17.5</td><td>17-22</td><td>18.5</td><td colspan="2">23</td><td colspan="3"></td> </tr> </table>												6331-4	680	711	734	769	819	837	880	963	1003	1080	1185	1315	6331-4MO	720	767	805	861	940	969	1038	963	1235	1358	1526	1735	6331L-4	-	-	-	-	-	-	-	924	978	1045	1160	1290	6331L-4MO	-	-	-	-	-	-	-	1121	1207	1315	1498	1707	OVERALL DIMENSIONS			SEAT DIMENSIONS			BACK DIMENSIONS						W	D	H	W	D	H	W	D	H	W	H			25.5	24	39.25	20	17.5	17-22	18.5	23				
			6331-4	680	711	734	769	819	837	880	963	1003	1080	1185	1315																																																																																								
			6331-4MO	720	767	805	861	940	969	1038	963	1235	1358	1526	1735																																																																																								
			6331L-4	-	-	-	-	-	-	-	924	978	1045	1160	1290																																																																																								
6331L-4MO	-	-	-	-	-	-	-	1121	1207	1315	1498	1707																																																																																											
OVERALL DIMENSIONS			SEAT DIMENSIONS			BACK DIMENSIONS																																																																																																	
W	D	H	W	D	H	W	D	H	W	H																																																																																													
25.5	24	39.25	20	17.5	17-22	18.5	23																																																																																																
 <p>HB Task COM Yardage: 1.25 Freight Class: 150 Product Weight (lbs.): 49 Cubic Feet Per Carton: 10.50</p>	 <p>ADJUSTMENTS (2) Pneumatic seat height (8) Seat depth</p>	<p>Upholstered Back</p> <p>Ergonomic Features: C, E, M, N</p>	<table border="1"> <tr> <td>6331-6</td><td>660</td><td>690</td><td>713</td><td>748</td><td>798</td><td>816</td><td>859</td><td>942</td><td>982</td><td>1059</td><td>1164</td><td>1294</td> </tr> <tr> <td>6331-6MO</td><td>700</td><td>747</td><td>785</td><td>841</td><td>920</td><td>949</td><td>1018</td><td>1151</td><td>1215</td><td>1338</td><td>1506</td><td>1715</td> </tr> <tr> <td>6331L-6</td><td>-</td><td>-</td><td>-</td><td>-</td><td>-</td><td>-</td><td>-</td><td>906</td><td>960</td><td>1027</td><td>1142</td><td>1272</td> </tr> <tr> <td>6331L-6MO</td><td>-</td><td>-</td><td>-</td><td>-</td><td>-</td><td>-</td><td>-</td><td>1105</td><td>1191</td><td>1299</td><td>1482</td><td>1691</td> </tr> <tr> <td colspan="3">OVERALL DIMENSIONS</td> <td colspan="3">SEAT DIMENSIONS</td> <td colspan="6">BACK DIMENSIONS</td> </tr> <tr> <td>W</td><td>D</td><td>H</td><td>W</td><td>D</td><td>H</td><td>W</td><td>D</td><td>H</td><td>W</td><td>H</td><td colspan="2"></td> </tr> <tr> <td>25.5</td><td>24</td><td>39.5</td><td>20</td><td>17.5</td><td>17-22</td><td>18.5</td><td colspan="2">23</td><td colspan="3"></td> </tr> </table>												6331-6	660	690	713	748	798	816	859	942	982	1059	1164	1294	6331-6MO	700	747	785	841	920	949	1018	1151	1215	1338	1506	1715	6331L-6	-	-	-	-	-	-	-	906	960	1027	1142	1272	6331L-6MO	-	-	-	-	-	-	-	1105	1191	1299	1482	1691	OVERALL DIMENSIONS			SEAT DIMENSIONS			BACK DIMENSIONS						W	D	H	W	D	H	W	D	H	W	H			25.5	24	39.5	20	17.5	17-22	18.5	23				
			6331-6	660	690	713	748	798	816	859	942	982	1059	1164	1294																																																																																								
			6331-6MO	700	747	785	841	920	949	1018	1151	1215	1338	1506	1715																																																																																								
			6331L-6	-	-	-	-	-	-	-	906	960	1027	1142	1272																																																																																								
6331L-6MO	-	-	-	-	-	-	-	1105	1191	1299	1482	1691																																																																																											
OVERALL DIMENSIONS			SEAT DIMENSIONS			BACK DIMENSIONS																																																																																																	
W	D	H	W	D	H	W	D	H	W	H																																																																																													
25.5	24	39.5	20	17.5	17-22	18.5	23																																																																																																
 <p>HB Weight Sensing Synchro - Tilter COM Yardage: 1.25 Freight Class: 150 Product Weight (lbs.): 58 Cubic Feet Per Carton: 10.50</p>	 <p>ADJUSTMENTS (2) Pneumatic seat height (8) Seat depth (9) Chair tilt lock</p>	<p>Upholstered Back</p> <p>Ergonomic Features: A, B, C, E, H, L, M, N, Q, U</p>	<table border="1"> <tr> <td>6331-8</td><td>760</td><td>791</td><td>814</td><td>849</td><td>899</td><td>917</td><td>960</td><td>1043</td><td>1083</td><td>1160</td><td>1265</td><td>1395</td> </tr> <tr> <td>6331-8MO</td><td>801</td><td>848</td><td>886</td><td>942</td><td>1021</td><td>1050</td><td>1119</td><td>1252</td><td>1316</td><td>1439</td><td>1607</td><td>1816</td> </tr> <tr> <td>6331L-8</td><td>-</td><td>-</td><td>-</td><td>-</td><td>-</td><td>-</td><td>-</td><td>1008</td><td>1062</td><td>1129</td><td>1244</td><td>1374</td> </tr> <tr> <td>6331L-8MO</td><td>-</td><td>-</td><td>-</td><td>-</td><td>-</td><td>-</td><td>-</td><td>1208</td><td>1294</td><td>1402</td><td>1585</td><td>1794</td> </tr> <tr> <td colspan="3">OVERALL DIMENSIONS</td> <td colspan="3">SEAT DIMENSIONS</td> <td colspan="6">BACK DIMENSIONS</td> </tr> <tr> <td>W</td><td>D</td><td>H</td><td>W</td><td>D</td><td>H</td><td>W</td><td>D</td><td>H</td><td>W</td><td>H</td><td colspan="2"></td> </tr> <tr> <td>25.5</td><td>24</td><td>40</td><td>20</td><td>17-19.5</td><td>16.5-20.5</td><td>18.5</td><td colspan="2">23</td><td colspan="3"></td> </tr> </table>												6331-8	760	791	814	849	899	917	960	1043	1083	1160	1265	1395	6331-8MO	801	848	886	942	1021	1050	1119	1252	1316	1439	1607	1816	6331L-8	-	-	-	-	-	-	-	1008	1062	1129	1244	1374	6331L-8MO	-	-	-	-	-	-	-	1208	1294	1402	1585	1794	OVERALL DIMENSIONS			SEAT DIMENSIONS			BACK DIMENSIONS						W	D	H	W	D	H	W	D	H	W	H			25.5	24	40	20	17-19.5	16.5-20.5	18.5	23				
			6331-8	760	791	814	849	899	917	960	1043	1083	1160	1265	1395																																																																																								
			6331-8MO	801	848	886	942	1021	1050	1119	1252	1316	1439	1607	1816																																																																																								
			6331L-8	-	-	-	-	-	-	-	1008	1062	1129	1244	1374																																																																																								
6331L-8MO	-	-	-	-	-	-	-	1208	1294	1402	1585	1794																																																																																											
OVERALL DIMENSIONS			SEAT DIMENSIONS			BACK DIMENSIONS																																																																																																	
W	D	H	W	D	H	W	D	H	W	H																																																																																													
25.5	24	40	20	17-19.5	16.5-20.5	18.5	23																																																																																																


DESCRIPTION	FEATURES	MODEL#	STANDARD FABRIC GRADES																																																																																																																
			1	2	3	4	5	6	7	8	9	10	11	12																																																																																																					
 <p>MB Synchro - Tilter w/Back Angle Adjustment COM Yardage: 1.25 Freight Class: 150 Product Weight (lbs.): 59 Cubic Feet Per Carton: 10.50</p>	 <p>ADJUSTMENTS (1) Tilt tension (2) Pneumatic seat height (8) Seat depth (9) Chair tilt lock (5C) Synchro-tilt action Anti-kick back</p>	<p>Ergonomic Features: A, B, C, E, G, H, L, M, N, Q, U</p>	<table border="1"> <tr> <td colspan="12"> <table border="1"> <tr> <th colspan="3">OVERALL DIMENSIONS</th> <th colspan="3">SEAT DIMENSIONS</th> <th colspan="3">BACK DIMENSIONS</th> </tr> <tr> <th>W</th> <th>D</th> <th>H</th> <th>W</th> <th>D</th> <th>H</th> <th>W</th> <th>H</th> </tr> <tr> <td>25.5</td> <td>24</td> <td>39.5</td> <td>20</td> <td>17-19.5</td> <td>17.5-21.5</td> <td>18.5</td> <td>21</td> </tr> </table> </td> </tr> <tr> <td colspan="12"> <table border="1"> <tr> <td>6332-0</td> <td>725</td> <td>756</td> <td>779</td> <td>814</td> <td>864</td> <td>882</td> <td>925</td> <td>1008</td> <td>1048</td> <td>1125</td> <td>1230</td> <td>1360</td> </tr> <tr> <td>6332-0MO</td> <td>765</td> <td>816</td> <td>857</td> <td>918</td> <td>1004</td> <td>1045</td> <td>1124</td> <td>1249</td> <td>1345</td> <td>1452</td> <td>1673</td> <td>1908</td> </tr> <tr> <td>6332L-0</td> <td>-</td> <td>-</td> <td>-</td> <td>-</td> <td>-</td> <td>-</td> <td>-</td> <td>875</td> <td>929</td> <td>996</td> <td>1111</td> <td>1241</td> </tr> <tr> <td>6332L-0MO</td> <td>-</td> <td>-</td> <td>-</td> <td>-</td> <td>-</td> <td>-</td> <td>-</td> <td>1056</td> <td>1142</td> <td>1250</td> <td>1433</td> <td>1642</td> </tr> </table> </td> </tr> </table>												<table border="1"> <tr> <th colspan="3">OVERALL DIMENSIONS</th> <th colspan="3">SEAT DIMENSIONS</th> <th colspan="3">BACK DIMENSIONS</th> </tr> <tr> <th>W</th> <th>D</th> <th>H</th> <th>W</th> <th>D</th> <th>H</th> <th>W</th> <th>H</th> </tr> <tr> <td>25.5</td> <td>24</td> <td>39.5</td> <td>20</td> <td>17-19.5</td> <td>17.5-21.5</td> <td>18.5</td> <td>21</td> </tr> </table>												OVERALL DIMENSIONS			SEAT DIMENSIONS			BACK DIMENSIONS			W	D	H	W	D	H	W	H	25.5	24	39.5	20	17-19.5	17.5-21.5	18.5	21	<table border="1"> <tr> <td>6332-0</td> <td>725</td> <td>756</td> <td>779</td> <td>814</td> <td>864</td> <td>882</td> <td>925</td> <td>1008</td> <td>1048</td> <td>1125</td> <td>1230</td> <td>1360</td> </tr> <tr> <td>6332-0MO</td> <td>765</td> <td>816</td> <td>857</td> <td>918</td> <td>1004</td> <td>1045</td> <td>1124</td> <td>1249</td> <td>1345</td> <td>1452</td> <td>1673</td> <td>1908</td> </tr> <tr> <td>6332L-0</td> <td>-</td> <td>-</td> <td>-</td> <td>-</td> <td>-</td> <td>-</td> <td>-</td> <td>875</td> <td>929</td> <td>996</td> <td>1111</td> <td>1241</td> </tr> <tr> <td>6332L-0MO</td> <td>-</td> <td>-</td> <td>-</td> <td>-</td> <td>-</td> <td>-</td> <td>-</td> <td>1056</td> <td>1142</td> <td>1250</td> <td>1433</td> <td>1642</td> </tr> </table>												6332-0	725	756	779	814	864	882	925	1008	1048	1125	1230	1360	6332-0MO	765	816	857	918	1004	1045	1124	1249	1345	1452	1673	1908	6332L-0	-	-	-	-	-	-	-	875	929	996	1111	1241	6332L-0MO	-	-	-	-	-	-	-	1056	1142	1250	1433	1642
			<table border="1"> <tr> <th colspan="3">OVERALL DIMENSIONS</th> <th colspan="3">SEAT DIMENSIONS</th> <th colspan="3">BACK DIMENSIONS</th> </tr> <tr> <th>W</th> <th>D</th> <th>H</th> <th>W</th> <th>D</th> <th>H</th> <th>W</th> <th>H</th> </tr> <tr> <td>25.5</td> <td>24</td> <td>39.5</td> <td>20</td> <td>17-19.5</td> <td>17.5-21.5</td> <td>18.5</td> <td>21</td> </tr> </table>												OVERALL DIMENSIONS			SEAT DIMENSIONS			BACK DIMENSIONS			W	D	H	W	D	H	W	H	25.5	24	39.5	20	17-19.5	17.5-21.5	18.5	21																																																																												
			OVERALL DIMENSIONS			SEAT DIMENSIONS			BACK DIMENSIONS																																																																																																										
			W	D	H	W	D	H	W	H																																																																																																									
25.5	24	39.5	20	17-19.5	17.5-21.5	18.5	21																																																																																																												
<table border="1"> <tr> <td>6332-0</td> <td>725</td> <td>756</td> <td>779</td> <td>814</td> <td>864</td> <td>882</td> <td>925</td> <td>1008</td> <td>1048</td> <td>1125</td> <td>1230</td> <td>1360</td> </tr> <tr> <td>6332-0MO</td> <td>765</td> <td>816</td> <td>857</td> <td>918</td> <td>1004</td> <td>1045</td> <td>1124</td> <td>1249</td> <td>1345</td> <td>1452</td> <td>1673</td> <td>1908</td> </tr> <tr> <td>6332L-0</td> <td>-</td> <td>-</td> <td>-</td> <td>-</td> <td>-</td> <td>-</td> <td>-</td> <td>875</td> <td>929</td> <td>996</td> <td>1111</td> <td>1241</td> </tr> <tr> <td>6332L-0MO</td> <td>-</td> <td>-</td> <td>-</td> <td>-</td> <td>-</td> <td>-</td> <td>-</td> <td>1056</td> <td>1142</td> <td>1250</td> <td>1433</td> <td>1642</td> </tr> </table>												6332-0	725	756	779	814	864	882	925	1008	1048	1125	1230	1360	6332-0MO	765	816	857	918	1004	1045	1124	1249	1345	1452	1673	1908	6332L-0	-	-	-	-	-	-	-	875	929	996	1111	1241	6332L-0MO	-	-	-	-	-	-	-	1056	1142	1250	1433	1642																																																				
6332-0	725	756	779	814	864	882	925	1008	1048	1125	1230	1360																																																																																																							
6332-0MO	765	816	857	918	1004	1045	1124	1249	1345	1452	1673	1908																																																																																																							
6332L-0	-	-	-	-	-	-	-	875	929	996	1111	1241																																																																																																							
6332L-0MO	-	-	-	-	-	-	-	1056	1142	1250	1433	1642																																																																																																							
 <p>MB Multi - Tilter COM Yardage: 1.25 Freight Class: 150 Product Weight (lbs.): 61 Cubic Feet Per Carton: 10.50</p>	 <p>ADJUSTMENTS (1) Tilt tension (2) Pneumatic seat height (7) Forward tilt lock (8) Seat depth (9) Chair tilt lock (5A) Center-tilt action</p>	<p>Ergonomic Features: A, B, C, E, F, G, H, M, N, Q, U, S</p>	<table border="1"> <tr> <td colspan="12"> <table border="1"> <tr> <th colspan="3">OVERALL DIMENSIONS</th> <th colspan="3">SEAT DIMENSIONS</th> <th colspan="3">BACK DIMENSIONS</th> </tr> <tr> <th>W</th> <th>D</th> <th>H</th> <th>W</th> <th>D</th> <th>H</th> <th>W</th> <th>H</th> </tr> <tr> <td>25.5</td> <td>24</td> <td>39</td> <td>20</td> <td>17-19.5</td> <td>17.25-21.25</td> <td>18.5</td> <td>21</td> </tr> </table> </td> </tr> <tr> <td colspan="12"> <table border="1"> <tr> <td>6332-3</td> <td>725</td> <td>756</td> <td>779</td> <td>814</td> <td>864</td> <td>882</td> <td>925</td> <td>1008</td> <td>1048</td> <td>1125</td> <td>1230</td> <td>1360</td> </tr> <tr> <td>6332-3MO</td> <td>765</td> <td>816</td> <td>857</td> <td>918</td> <td>1004</td> <td>1045</td> <td>1124</td> <td>1249</td> <td>1345</td> <td>1452</td> <td>1673</td> <td>1908</td> </tr> <tr> <td>6332L-3</td> <td>-</td> <td>-</td> <td>-</td> <td>-</td> <td>-</td> <td>-</td> <td>-</td> <td>875</td> <td>929</td> <td>996</td> <td>1111</td> <td>1241</td> </tr> <tr> <td>6332L-3MO</td> <td>-</td> <td>-</td> <td>-</td> <td>-</td> <td>-</td> <td>-</td> <td>-</td> <td>1056</td> <td>1142</td> <td>1250</td> <td>1433</td> <td>1642</td> </tr> </table> </td> </tr> </table>												<table border="1"> <tr> <th colspan="3">OVERALL DIMENSIONS</th> <th colspan="3">SEAT DIMENSIONS</th> <th colspan="3">BACK DIMENSIONS</th> </tr> <tr> <th>W</th> <th>D</th> <th>H</th> <th>W</th> <th>D</th> <th>H</th> <th>W</th> <th>H</th> </tr> <tr> <td>25.5</td> <td>24</td> <td>39</td> <td>20</td> <td>17-19.5</td> <td>17.25-21.25</td> <td>18.5</td> <td>21</td> </tr> </table>												OVERALL DIMENSIONS			SEAT DIMENSIONS			BACK DIMENSIONS			W	D	H	W	D	H	W	H	25.5	24	39	20	17-19.5	17.25-21.25	18.5	21	<table border="1"> <tr> <td>6332-3</td> <td>725</td> <td>756</td> <td>779</td> <td>814</td> <td>864</td> <td>882</td> <td>925</td> <td>1008</td> <td>1048</td> <td>1125</td> <td>1230</td> <td>1360</td> </tr> <tr> <td>6332-3MO</td> <td>765</td> <td>816</td> <td>857</td> <td>918</td> <td>1004</td> <td>1045</td> <td>1124</td> <td>1249</td> <td>1345</td> <td>1452</td> <td>1673</td> <td>1908</td> </tr> <tr> <td>6332L-3</td> <td>-</td> <td>-</td> <td>-</td> <td>-</td> <td>-</td> <td>-</td> <td>-</td> <td>875</td> <td>929</td> <td>996</td> <td>1111</td> <td>1241</td> </tr> <tr> <td>6332L-3MO</td> <td>-</td> <td>-</td> <td>-</td> <td>-</td> <td>-</td> <td>-</td> <td>-</td> <td>1056</td> <td>1142</td> <td>1250</td> <td>1433</td> <td>1642</td> </tr> </table>												6332-3	725	756	779	814	864	882	925	1008	1048	1125	1230	1360	6332-3MO	765	816	857	918	1004	1045	1124	1249	1345	1452	1673	1908	6332L-3	-	-	-	-	-	-	-	875	929	996	1111	1241	6332L-3MO	-	-	-	-	-	-	-	1056	1142	1250	1433	1642
			<table border="1"> <tr> <th colspan="3">OVERALL DIMENSIONS</th> <th colspan="3">SEAT DIMENSIONS</th> <th colspan="3">BACK DIMENSIONS</th> </tr> <tr> <th>W</th> <th>D</th> <th>H</th> <th>W</th> <th>D</th> <th>H</th> <th>W</th> <th>H</th> </tr> <tr> <td>25.5</td> <td>24</td> <td>39</td> <td>20</td> <td>17-19.5</td> <td>17.25-21.25</td> <td>18.5</td> <td>21</td> </tr> </table>												OVERALL DIMENSIONS			SEAT DIMENSIONS			BACK DIMENSIONS			W	D	H	W	D	H	W	H	25.5	24	39	20	17-19.5	17.25-21.25	18.5	21																																																																												
			OVERALL DIMENSIONS			SEAT DIMENSIONS			BACK DIMENSIONS																																																																																																										
			W	D	H	W	D	H	W	H																																																																																																									
25.5	24	39	20	17-19.5	17.25-21.25	18.5	21																																																																																																												
<table border="1"> <tr> <td>6332-3</td> <td>725</td> <td>756</td> <td>779</td> <td>814</td> <td>864</td> <td>882</td> <td>925</td> <td>1008</td> <td>1048</td> <td>1125</td> <td>1230</td> <td>1360</td> </tr> <tr> <td>6332-3MO</td> <td>765</td> <td>816</td> <td>857</td> <td>918</td> <td>1004</td> <td>1045</td> <td>1124</td> <td>1249</td> <td>1345</td> <td>1452</td> <td>1673</td> <td>1908</td> </tr> <tr> <td>6332L-3</td> <td>-</td> <td>-</td> <td>-</td> <td>-</td> <td>-</td> <td>-</td> <td>-</td> <td>875</td> <td>929</td> <td>996</td> <td>1111</td> <td>1241</td> </tr> <tr> <td>6332L-3MO</td> <td>-</td> <td>-</td> <td>-</td> <td>-</td> <td>-</td> <td>-</td> <td>-</td> <td>1056</td> <td>1142</td> <td>1250</td> <td>1433</td> <td>1642</td> </tr> </table>												6332-3	725	756	779	814	864	882	925	1008	1048	1125	1230	1360	6332-3MO	765	816	857	918	1004	1045	1124	1249	1345	1452	1673	1908	6332L-3	-	-	-	-	-	-	-	875	929	996	1111	1241	6332L-3MO	-	-	-	-	-	-	-	1056	1142	1250	1433	1642																																																				
6332-3	725	756	779	814	864	882	925	1008	1048	1125	1230	1360																																																																																																							
6332-3MO	765	816	857	918	1004	1045	1124	1249	1345	1452	1673	1908																																																																																																							
6332L-3	-	-	-	-	-	-	-	875	929	996	1111	1241																																																																																																							
6332L-3MO	-	-	-	-	-	-	-	1056	1142	1250	1433	1642																																																																																																							
 <p>MB Tilter COM Yardage: 1.25 Freight Class: 150 Product Weight (lbs.): 53 Cubic Feet Per Carton: 10.50</p>	 <p>ADJUSTMENTS (1) Tilt tension (2) Pneumatic seat height (8) Seat Depth (5A) Center-tilt action</p>	<p>Ergonomic Features: A, B, C, E, H, M, N, Q, S, U</p>	<table border="1"> <tr> <td colspan="12"> <table border="1"> <tr> <th colspan="3">OVERALL DIMENSIONS</th> <th colspan="3">SEAT DIMENSIONS</th> <th colspan="3">BACK DIMENSIONS</th> </tr> <tr> <th>W</th> <th>D</th> <th>H</th> <th>W</th> <th>D</th> <th>H</th> <th>W</th> <th>H</th> </tr> <tr> <td>25.5</td> <td>24</td> <td>37.5</td> <td>20</td> <td>17.5</td> <td>16-29</td> <td>18.5</td> <td>21</td> </tr> </table> </td> </tr> <tr> <td colspan="12"> <table border="1"> <tr> <td>6332-4</td> <td>650</td> <td>680</td> <td>703</td> <td>738</td> <td>788</td> <td>806</td> <td>849</td> <td>932</td> <td>972</td> <td>1049</td> <td>1154</td> <td>1284</td> </tr> <tr> <td>6332-4MO</td> <td>691</td> <td>738</td> <td>776</td> <td>832</td> <td>911</td> <td>940</td> <td>1009</td> <td>1142</td> <td>1206</td> <td>1329</td> <td>1497</td> <td>1706</td> </tr> <tr> <td>6332L-4</td> <td>-</td> <td>-</td> <td>-</td> <td>-</td> <td>-</td> <td>-</td> <td>-</td> <td>898</td> <td>952</td> <td>1019</td> <td>1134</td> <td>1264</td> </tr> <tr> <td>6332L-4MO</td> <td>-</td> <td>-</td> <td>-</td> <td>-</td> <td>-</td> <td>-</td> <td>-</td> <td>1099</td> <td>1185</td> <td>1293</td> <td>1476</td> <td>1685</td> </tr> </table> </td> </tr> </table>												<table border="1"> <tr> <th colspan="3">OVERALL DIMENSIONS</th> <th colspan="3">SEAT DIMENSIONS</th> <th colspan="3">BACK DIMENSIONS</th> </tr> <tr> <th>W</th> <th>D</th> <th>H</th> <th>W</th> <th>D</th> <th>H</th> <th>W</th> <th>H</th> </tr> <tr> <td>25.5</td> <td>24</td> <td>37.5</td> <td>20</td> <td>17.5</td> <td>16-29</td> <td>18.5</td> <td>21</td> </tr> </table>												OVERALL DIMENSIONS			SEAT DIMENSIONS			BACK DIMENSIONS			W	D	H	W	D	H	W	H	25.5	24	37.5	20	17.5	16-29	18.5	21	<table border="1"> <tr> <td>6332-4</td> <td>650</td> <td>680</td> <td>703</td> <td>738</td> <td>788</td> <td>806</td> <td>849</td> <td>932</td> <td>972</td> <td>1049</td> <td>1154</td> <td>1284</td> </tr> <tr> <td>6332-4MO</td> <td>691</td> <td>738</td> <td>776</td> <td>832</td> <td>911</td> <td>940</td> <td>1009</td> <td>1142</td> <td>1206</td> <td>1329</td> <td>1497</td> <td>1706</td> </tr> <tr> <td>6332L-4</td> <td>-</td> <td>-</td> <td>-</td> <td>-</td> <td>-</td> <td>-</td> <td>-</td> <td>898</td> <td>952</td> <td>1019</td> <td>1134</td> <td>1264</td> </tr> <tr> <td>6332L-4MO</td> <td>-</td> <td>-</td> <td>-</td> <td>-</td> <td>-</td> <td>-</td> <td>-</td> <td>1099</td> <td>1185</td> <td>1293</td> <td>1476</td> <td>1685</td> </tr> </table>												6332-4	650	680	703	738	788	806	849	932	972	1049	1154	1284	6332-4MO	691	738	776	832	911	940	1009	1142	1206	1329	1497	1706	6332L-4	-	-	-	-	-	-	-	898	952	1019	1134	1264	6332L-4MO	-	-	-	-	-	-	-	1099	1185	1293	1476	1685
			<table border="1"> <tr> <th colspan="3">OVERALL DIMENSIONS</th> <th colspan="3">SEAT DIMENSIONS</th> <th colspan="3">BACK DIMENSIONS</th> </tr> <tr> <th>W</th> <th>D</th> <th>H</th> <th>W</th> <th>D</th> <th>H</th> <th>W</th> <th>H</th> </tr> <tr> <td>25.5</td> <td>24</td> <td>37.5</td> <td>20</td> <td>17.5</td> <td>16-29</td> <td>18.5</td> <td>21</td> </tr> </table>												OVERALL DIMENSIONS			SEAT DIMENSIONS			BACK DIMENSIONS			W	D	H	W	D	H	W	H	25.5	24	37.5	20	17.5	16-29	18.5	21																																																																												
			OVERALL DIMENSIONS			SEAT DIMENSIONS			BACK DIMENSIONS																																																																																																										
			W	D	H	W	D	H	W	H																																																																																																									
25.5	24	37.5	20	17.5	16-29	18.5	21																																																																																																												
<table border="1"> <tr> <td>6332-4</td> <td>650</td> <td>680</td> <td>703</td> <td>738</td> <td>788</td> <td>806</td> <td>849</td> <td>932</td> <td>972</td> <td>1049</td> <td>1154</td> <td>1284</td> </tr> <tr> <td>6332-4MO</td> <td>691</td> <td>738</td> <td>776</td> <td>832</td> <td>911</td> <td>940</td> <td>1009</td> <td>1142</td> <td>1206</td> <td>1329</td> <td>1497</td> <td>1706</td> </tr> <tr> <td>6332L-4</td> <td>-</td> <td>-</td> <td>-</td> <td>-</td> <td>-</td> <td>-</td> <td>-</td> <td>898</td> <td>952</td> <td>1019</td> <td>1134</td> <td>1264</td> </tr> <tr> <td>6332L-4MO</td> <td>-</td> <td>-</td> <td>-</td> <td>-</td> <td>-</td> <td>-</td> <td>-</td> <td>1099</td> <td>1185</td> <td>1293</td> <td>1476</td> <td>1685</td> </tr> </table>												6332-4	650	680	703	738	788	806	849	932	972	1049	1154	1284	6332-4MO	691	738	776	832	911	940	1009	1142	1206	1329	1497	1706	6332L-4	-	-	-	-	-	-	-	898	952	1019	1134	1264	6332L-4MO	-	-	-	-	-	-	-	1099	1185	1293	1476	1685																																																				
6332-4	650	680	703	738	788	806	849	932	972	1049	1154	1284																																																																																																							
6332-4MO	691	738	776	832	911	940	1009	1142	1206	1329	1497	1706																																																																																																							
6332L-4	-	-	-	-	-	-	-	898	952	1019	1134	1264																																																																																																							
6332L-4MO	-	-	-	-	-	-	-	1099	1185	1293	1476	1685																																																																																																							
 <p>MB Task COM Yardage: 1.25 Freight Class: 150 Product Weight (lbs.): 48 Cubic Feet Per Carton: 10.50</p>	 <p>ADJUSTMENTS (2) Pneumatic seat height (8) Seat depth</p>	<p>Ergonomic Features: C, E, M, N, Q, U</p>	<table border="1"> <tr> <td colspan="12"> <table border="1"> <tr> <th colspan="3">OVERALL DIMENSIONS</th> <th colspan="3">SEAT DIMENSIONS</th> <th colspan="3">BACK DIMENSIONS</th> </tr> <tr> <th>W</th> <th>D</th> <th>H</th> <th>W</th> <th>D</th> <th>H</th> <th>W</th> <th>H</th> </tr> <tr> <td>25.5</td> <td>24</td> <td>37.5</td> <td>20</td> <td>17.5-</td> <td>17-22</td> <td>18.5</td> <td>21</td> </tr> </table> </td> </tr> <tr> <td colspan="12"> <table border="1"> <tr> <td>6332-6</td> <td>630</td> <td>661</td> <td>684</td> <td>719</td> <td>769</td> <td>787</td> <td>830</td> <td>913</td> <td>953</td> <td>1030</td> <td>1135</td> <td>1265</td> </tr> <tr> <td>6332-6MO</td> <td>671</td> <td>718</td> <td>756</td> <td>812</td> <td>891</td> <td>920</td> <td>989</td> <td>1122</td> <td>1186</td> <td>1309</td> <td>1477</td> <td>1686</td> </tr> <tr> <td>6332L-6</td> <td>-</td> <td>-</td> <td>-</td> <td>-</td> <td>-</td> <td>-</td> <td>-</td> <td>880</td> <td>934</td> <td>1001</td> <td>1116</td> <td>1246</td> </tr> <tr> <td>6332L-6MO</td> <td>-</td> <td>-</td> <td>-</td> <td>-</td> <td>-</td> <td>-</td> <td>-</td> <td>1082</td> <td>1168</td> <td>1276</td> <td>1459</td> <td>1668</td> </tr> </table> </td> </tr> </table>												<table border="1"> <tr> <th colspan="3">OVERALL DIMENSIONS</th> <th colspan="3">SEAT DIMENSIONS</th> <th colspan="3">BACK DIMENSIONS</th> </tr> <tr> <th>W</th> <th>D</th> <th>H</th> <th>W</th> <th>D</th> <th>H</th> <th>W</th> <th>H</th> </tr> <tr> <td>25.5</td> <td>24</td> <td>37.5</td> <td>20</td> <td>17.5-</td> <td>17-22</td> <td>18.5</td> <td>21</td> </tr> </table>												OVERALL DIMENSIONS			SEAT DIMENSIONS			BACK DIMENSIONS			W	D	H	W	D	H	W	H	25.5	24	37.5	20	17.5-	17-22	18.5	21	<table border="1"> <tr> <td>6332-6</td> <td>630</td> <td>661</td> <td>684</td> <td>719</td> <td>769</td> <td>787</td> <td>830</td> <td>913</td> <td>953</td> <td>1030</td> <td>1135</td> <td>1265</td> </tr> <tr> <td>6332-6MO</td> <td>671</td> <td>718</td> <td>756</td> <td>812</td> <td>891</td> <td>920</td> <td>989</td> <td>1122</td> <td>1186</td> <td>1309</td> <td>1477</td> <td>1686</td> </tr> <tr> <td>6332L-6</td> <td>-</td> <td>-</td> <td>-</td> <td>-</td> <td>-</td> <td>-</td> <td>-</td> <td>880</td> <td>934</td> <td>1001</td> <td>1116</td> <td>1246</td> </tr> <tr> <td>6332L-6MO</td> <td>-</td> <td>-</td> <td>-</td> <td>-</td> <td>-</td> <td>-</td> <td>-</td> <td>1082</td> <td>1168</td> <td>1276</td> <td>1459</td> <td>1668</td> </tr> </table>												6332-6	630	661	684	719	769	787	830	913	953	1030	1135	1265	6332-6MO	671	718	756	812	891	920	989	1122	1186	1309	1477	1686	6332L-6	-	-	-	-	-	-	-	880	934	1001	1116	1246	6332L-6MO	-	-	-	-	-	-	-	1082	1168	1276	1459	1668
			<table border="1"> <tr> <th colspan="3">OVERALL DIMENSIONS</th> <th colspan="3">SEAT DIMENSIONS</th> <th colspan="3">BACK DIMENSIONS</th> </tr> <tr> <th>W</th> <th>D</th> <th>H</th> <th>W</th> <th>D</th> <th>H</th> <th>W</th> <th>H</th> </tr> <tr> <td>25.5</td> <td>24</td> <td>37.5</td> <td>20</td> <td>17.5-</td> <td>17-22</td> <td>18.5</td> <td>21</td> </tr> </table>												OVERALL DIMENSIONS			SEAT DIMENSIONS			BACK DIMENSIONS			W	D	H	W	D	H	W	H	25.5	24	37.5	20	17.5-	17-22	18.5	21																																																																												
			OVERALL DIMENSIONS			SEAT DIMENSIONS			BACK DIMENSIONS																																																																																																										
			W	D	H	W	D	H	W	H																																																																																																									
25.5	24	37.5	20	17.5-	17-22	18.5	21																																																																																																												
<table border="1"> <tr> <td>6332-6</td> <td>630</td> <td>661</td> <td>684</td> <td>719</td> <td>769</td> <td>787</td> <td>830</td> <td>913</td> <td>953</td> <td>1030</td> <td>1135</td> <td>1265</td> </tr> <tr> <td>6332-6MO</td> <td>671</td> <td>718</td> <td>756</td> <td>812</td> <td>891</td> <td>920</td> <td>989</td> <td>1122</td> <td>1186</td> <td>1309</td> <td>1477</td> <td>1686</td> </tr> <tr> <td>6332L-6</td> <td>-</td> <td>-</td> <td>-</td> <td>-</td> <td>-</td> <td>-</td> <td>-</td> <td>880</td> <td>934</td> <td>1001</td> <td>1116</td> <td>1246</td> </tr> <tr> <td>6332L-6MO</td> <td>-</td> <td>-</td> <td>-</td> <td>-</td> <td>-</td> <td>-</td> <td>-</td> <td>1082</td> <td>1168</td> <td>1276</td> <td>1459</td> <td>1668</td> </tr> </table>												6332-6	630	661	684	719	769	787	830	913	953	1030	1135	1265	6332-6MO	671	718	756	812	891	920	989	1122	1186	1309	1477	1686	6332L-6	-	-	-	-	-	-	-	880	934	1001	1116	1246	6332L-6MO	-	-	-	-	-	-	-	1082	1168	1276	1459	1668																																																				
6332-6	630	661	684	719	769	787	830	913	953	1030	1135	1265																																																																																																							
6332-6MO	671	718	756	812	891	920	989	1122	1186	1309	1477	1686																																																																																																							
6332L-6	-	-	-	-	-	-	-	880	934	1001	1116	1246																																																																																																							
6332L-6MO	-	-	-	-	-	-	-	1082	1168	1276	1459	1668																																																																																																							
 <p>MB Task - Armless COM Yardage: 1.25 Freight Class: 150 Product Weight (lbs.): 42 Cubic Feet Per Carton: 10.50</p>	 <p>ADJUSTMENTS (2) Pneumatic seat height (8) Seat depth</p>	<p>Ergonomic Features: C, E, M, N, U</p>	<table border="1"> <tr> <td colspan="12"> <table border="1"> <tr> <th colspan="3">OVERALL DIMENSIONS</th> <th colspan="3">SEAT DIMENSIONS</th> <th colspan="3">BACK DIMENSIONS</th> </tr> <tr> <th>W</th> <th>D</th> <th>H</th> <th>W</th> <th>D</th> <th>H</th> <th>W</th> <th>H</th> </tr> <tr> <td>25.5</td> <td>24</td> <td>37.5</td> <td>20</td> <td>17.5</td> <td>17-22</td> <td>18.5</td> <td>21</td> </tr> </table> </td> </tr> <tr> <td colspan="12"> <table border="1"> <tr> <td>6333-6</td> <td>600</td> <td>630</td> <td>653</td> <td>688</td> <td>738</td> <td>756</td> <td>799</td> <td>882</td> <td>922</td> <td>999</td> <td>1104</td> <td>1234</td> </tr> <tr> <td>6333-6MO</td> <td>647</td> <td>694</td> <td>732</td> <td>788</td> <td>867</td> <td>896</td> <td>965</td> <td>1098</td> <td>1162</td> <td>1285</td> <td>1453</td> <td>1661</td> </tr> <tr> <td>6333L-6</td> <td>-</td> <td>-</td> <td>-</td> <td>-</td> <td>-</td> <td>-</td> <td>-</td> <td>884</td> <td>938</td> <td>1005</td> <td>1120</td> <td>1250</td> </tr> <tr> <td>6333L-6MO</td> <td>-</td> <td>-</td> <td>-</td> <td>-</td> <td>-</td> <td>-</td> <td>-</td> <td>1082</td> <td>1168</td> <td>1276</td> <td>1459</td> <td>1668</td> </tr> </table> </td> </tr> </table>												<table border="1"> <tr> <th colspan="3">OVERALL DIMENSIONS</th> <th colspan="3">SEAT DIMENSIONS</th> <th colspan="3">BACK DIMENSIONS</th> </tr> <tr> <th>W</th> <th>D</th> <th>H</th> <th>W</th> <th>D</th> <th>H</th> <th>W</th> <th>H</th> </tr> <tr> <td>25.5</td> <td>24</td> <td>37.5</td> <td>20</td> <td>17.5</td> <td>17-22</td> <td>18.5</td> <td>21</td> </tr> </table>												OVERALL DIMENSIONS			SEAT DIMENSIONS			BACK DIMENSIONS			W	D	H	W	D	H	W	H	25.5	24	37.5	20	17.5	17-22	18.5	21	<table border="1"> <tr> <td>6333-6</td> <td>600</td> <td>630</td> <td>653</td> <td>688</td> <td>738</td> <td>756</td> <td>799</td> <td>882</td> <td>922</td> <td>999</td> <td>1104</td> <td>1234</td> </tr> <tr> <td>6333-6MO</td> <td>647</td> <td>694</td> <td>732</td> <td>788</td> <td>867</td> <td>896</td> <td>965</td> <td>1098</td> <td>1162</td> <td>1285</td> <td>1453</td> <td>1661</td> </tr> <tr> <td>6333L-6</td> <td>-</td> <td>-</td> <td>-</td> <td>-</td> <td>-</td> <td>-</td> <td>-</td> <td>884</td> <td>938</td> <td>1005</td> <td>1120</td> <td>1250</td> </tr> <tr> <td>6333L-6MO</td> <td>-</td> <td>-</td> <td>-</td> <td>-</td> <td>-</td> <td>-</td> <td>-</td> <td>1082</td> <td>1168</td> <td>1276</td> <td>1459</td> <td>1668</td> </tr> </table>												6333-6	600	630	653	688	738	756	799	882	922	999	1104	1234	6333-6MO	647	694	732	788	867	896	965	1098	1162	1285	1453	1661	6333L-6	-	-	-	-	-	-	-	884	938	1005	1120	1250	6333L-6MO	-	-	-	-	-	-	-	1082	1168	1276	1459	1668
			<table border="1"> <tr> <th colspan="3">OVERALL DIMENSIONS</th> <th colspan="3">SEAT DIMENSIONS</th> <th colspan="3">BACK DIMENSIONS</th> </tr> <tr> <th>W</th> <th>D</th> <th>H</th> <th>W</th> <th>D</th> <th>H</th> <th>W</th> <th>H</th> </tr> <tr> <td>25.5</td> <td>24</td> <td>37.5</td> <td>20</td> <td>17.5</td> <td>17-22</td> <td>18.5</td> <td>21</td> </tr> </table>												OVERALL DIMENSIONS			SEAT DIMENSIONS			BACK DIMENSIONS			W	D	H	W	D	H	W	H	25.5	24	37.5	20	17.5	17-22	18.5	21																																																																												
			OVERALL DIMENSIONS			SEAT DIMENSIONS			BACK DIMENSIONS																																																																																																										
			W	D	H	W	D	H	W	H																																																																																																									
25.5	24	37.5	20	17.5	17-22	18.5	21																																																																																																												
<table border="1"> <tr> <td>6333-6</td> <td>600</td> <td>630</td> <td>653</td> <td>688</td> <td>738</td> <td>756</td> <td>799</td> <td>882</td> <td>922</td> <td>999</td> <td>1104</td> <td>1234</td> </tr> <tr> <td>6333-6MO</td> <td>647</td> <td>694</td> <td>732</td> <td>788</td> <td>867</td> <td>896</td> <td>965</td> <td>1098</td> <td>1162</td> <td>1285</td> <td>1453</td> <td>1661</td> </tr> <tr> <td>6333L-6</td> <td>-</td> <td>-</td> <td>-</td> <td>-</td> <td>-</td> <td>-</td> <td>-</td> <td>884</td> <td>938</td> <td>1005</td> <td>1120</td> <td>1250</td> </tr> <tr> <td>6333L-6MO</td> <td>-</td> <td>-</td> <td>-</td> <td>-</td> <td>-</td> <td>-</td> <td>-</td> <td>1082</td> <td>1168</td> <td>1276</td> <td>1459</td> <td>1668</td> </tr> </table>												6333-6	600	630	653	688	738	756	799	882	922	999	1104	1234	6333-6MO	647	694	732	788	867	896	965	1098	1162	1285	1453	1661	6333L-6	-	-	-	-	-	-	-	884	938	1005	1120	1250	6333L-6MO	-	-	-	-	-	-	-	1082	1168	1276	1459	1668																																																				
6333-6	600	630	653	688	738	756	799	882	922	999	1104	1234																																																																																																							
6333-6MO	647	694	732	788	867	896	965	1098	1162	1285	1453	1661																																																																																																							
6333L-6	-	-	-	-	-	-	-	884	938	1005	1120	1250																																																																																																							
6333L-6MO	-	-	-	-	-	-	-	1082	1168	1276	1459	1668																																																																																																							


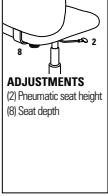

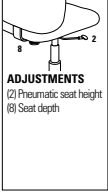
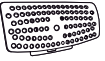


DESCRIPTION	FEATURES	MODEL#	STANDARD FABRIC GRADES											
			1	2	3	4	5	6	7	8	9	10	11	12
 <p>MB Weight Sensing Synchro - Tilter COM Yardage: 1.25 Freight Class: 150 Product Weight (lbs.): 56 Cubic Feet Per Carton: 10.50</p>	 <p>ADJUSTMENTS (2) Pneumatic seat height (8) Seat depth (9) Chair tilt lock</p>													
		6332-8	725	756	779	814	864	882	925	1008	1048	1125	1230	1360
		6332-8MO	765	816	857	918	1004	1045	1124	1249	1345	1452	1673	1908
		6332L-8	-	-	-	-	-	-	-	875	929	996	1111	1241
		6332L-8MO	-	-	-	-	-	-	-	1056	1142	1250	1433	1642
OVERALL DIMENSIONS			SEAT DIMENSIONS			BACK DIMENSIONS								
W	D	H	W	D	H	W		H						
25.5	24	38	20	17-19.5	16.5-20.5	18.5		21						
Ergonomic Features: A, B, C, E, H, L, M, N, Q, U			RTA 2			Ups								


DESCRIPTION	FEATURES	MODEL#	STANDARD FABRIC GRADES											
			1	2	3	4	5	6	7	8	9	10	11	12
 <p>Side Chair - Armless COM Yardage: 1.25 Freight Class: 250 Product Weight (lbs.): 25 Cubic Feet Per Carton: 11.75</p>	<p>Upholstered Back. Stacks 4 high on floor. Stacks 8 high on dolly. Ergonomic Features: M, N</p>													
		6334	460	484	503	531	570	585	619	686	718	779	863	968
		6334MO	499	546	584	640	719	748	817	950	1014	1137	1305	1513
		6334L	-	-	-	-	-	-	-	644	687	741	833	937
		6334LMO	-	-	-	-	-	-	-	885	1001	1109	1292	1501
OVERALL DIMENSIONS			SEAT DIMENSIONS			BACK DIMENSIONS								
W	D	H	W	D	H	W		H						
20	24	34.5	19	17.5	17.5	19		17						
Ergonomic Features: M, N			RTA 00											


DESCRIPTION	FEATURES	MODEL#	STANDARD FABRIC GRADES											
			1	2	3	4	5	6	7	8	9	10	11	12
 <p>Side Chair w/Casters COM Yardage: 1.25 Freight Class: 250 Product Weight (lbs.): 25 Cubic Feet Per Carton: 11.75</p>	<p>Upholstered Back. Does not stack. Ergonomic Features: M, N</p>													
		6334C	514	538	557	585	624	639	673	740	772	833	917	1021
		6334CMO	551	598	636	692	771	800	869	1002	1066	1189	1357	1565
		6334CL	-	-	-	-	-	-	-	768	811	865	957	1061
		6334CLMO	-	-	-	-	-	-	-	958	1044	1152	1335	1544
OVERALL DIMENSIONS			SEAT DIMENSIONS			BACK DIMENSIONS								
W	D	H	W	D	H	W		H						
20	24	34.5	19	17.5	17.5	19		17						
Ergonomic Features: M, N			RTA 00											


DESCRIPTION	FEATURES	MODEL#	STANDARD FABRIC GRADES											
			1	2	3	4	5	6	7	8	9	10	11	12
 <p>Side Chair COM Yardage: 1.25 Freight Class: 300 Product Weight (lbs.): 27 Cubic Feet Per Carton: 13.75</p>	<p>Upholstered Back. Stacks 4 high on floor. Stacks 8 high on dolly. Ergonomic Features: M, N</p>													
		6335	490	515	534	562	601	616	650	717	749	810	894	999
		6335MO	529	576	614	670	749	778	847	980	1044	1167	1335	1544
		6335L	-	-	-	-	-	-	-	725	768	822	914	1018
		6335LMO	-	-	-	-	-	-	-	915	1001	1109	1292	1501
OVERALL DIMENSIONS			SEAT DIMENSIONS			BACK DIMENSIONS								
W	D	H	W	D	H	W		H						
25.5	24	34.5	19	17.5	17.5	19		17						
Ergonomic Features: M, N			RTA 00											


DESCRIPTION	FEATURES	MODEL#	STANDARD FABRIC GRADES											
			1	2	3	4	5	6	7	8	9	10	11	12
 <p>Side Chair w/Casters COM Yardage: 1.25 Freight Class: 300 Product Weight (lbs.): 27 Cubic Feet Per Carton: 13.75</p>	<p>Upholstered Back. Does not stack. Ergonomic Features: M, N</p>													
		6335C	544	568	587	615	654	669	703	770	802	863	947	1052
		6335CMO	581	628	666	722	801	830	899	1032	1096	1219	1387	1596
		6335CL	-	-	-	-	-	-	-	798	841	895	987	1091
		6335CLMO	-	-	-	-	-	-	-	988	1074	1182	1365	1574
OVERALL DIMENSIONS			SEAT DIMENSIONS			BACK DIMENSIONS								
W	D	H	W	D	H	W		H						
25.5	24	34.5	19	18	17.5	19		17						
Ergonomic Features: M, N			RTA 00											


DESCRIPTION	FEATURES	MODEL#	STANDARD FABRIC GRADES																																				
			1	2	3	4	5	6	7	8	9	10	11	12																									
 MB Drafting Stool - Task Armless COM Yardage: 1.25 Freight Class: 150 Product Weight (lbs.): 45 Cubic Feet Per Carton: 10.50	 ADJUSTMENTS (Z) Pneumatic seat height (R) Seat depth	Upholstered Back. Ergonomic Features: C, E, M, N, U	6337-6	650	681	704	739	789	807	850	933	973	1050	1155	1285																								
			6337-6MO	694	741	779	835	914	943	1012	1145	1209	1332	1500	1709																								
			6337L-6	-	-	-	-	-	-	-	920	974	1041	1156	1286																								
			6337L-6MO	-	-	-	-	-	-	-	1138	1224	1332	1515	1724																								
OVERALL DIMENSIONS			SEAT DIMENSIONS			BACK DIMENSIONS																																	
W D H			W D H			W H																																	
25.5 24 48			20 17.5 23.5-33.5			18.5 21																																	
			RTA 2			Ups																																	
 MB Drafting Stool - Task COM Yardage: 1.25 Freight Class: 150 Product Weight (lbs.): 51 Cubic Feet Per Carton: 10.50	 ADJUSTMENTS (Z) Pneumatic seat height (R) Seat depth	Upholstered Back. Ergonomic Features: C, E, H, M, N, Q, U	6338-6	730	761	784	819	869	887	930	1013	1053	1130	1235	1365																								
			6338-6MO	772	819	857	913	992	1021	1090	1223	1287	1410	1578	1786																								
			6338L-6	-	-	-	-	-	-	-	989	1043	1110	1225	1055																								
			6338L-6MO	-	-	-	-	-	-	-	1198	1284	1392	1575	1784																								
OVERALL DIMENSIONS			SEAT DIMENSIONS			BACK DIMENSIONS																																	
W D H			W D H			W H																																	
25.5 24 48			20 17.5 23.5-33.5			18.5 21																																	
			RTA 2			Ups																																	
 Lumbar Pad Kit COM Yardage: N/A Freight Class: 250 Product Weight (lbs.): 0.5 Cubic Feet Per Carton: 0.5			<table border="1"> <thead> <tr> <th>1</th> <th>2</th> <th>3</th> <th>4</th> <th>5</th> <th>6</th> <th>7</th> <th>8</th> <th>9</th> <th>10</th> <th>11</th> <th>12</th> </tr> </thead> <tbody> <tr> <td>6339</td> <td>25</td> <td>-</td> <td>-</td> <td>-</td> <td>-</td> <td>-</td> <td>-</td> <td>-</td> <td>-</td> <td>-</td> <td>-</td> <td>-</td> </tr> </tbody> </table>												1	2	3	4	5	6	7	8	9	10	11	12	6339	25	-	-	-	-	-	-	-	-	-	-	-
	1	2	3	4	5	6	7	8	9	10	11	12																											
	6339	25	-	-	-	-	-	-	-	-	-	-	-																										
	OVERALL DIMENSIONS			SEAT DIMENSIONS			BACK DIMENSIONS																																
W D H			W D H			W H																																	
20 24 34.5			19 17.5 17.5			19 17																																	
			RTA 00																																				
 Armless Seat Unit COM Yardage: 1 Freight Class: 250 Product Weight (lbs.): 20 Cubic Feet Per Carton: 7.25	Upholstered Seat and Mesh Back. Use with beam.	<table border="1"> <thead> <tr> <th>1</th> <th>2</th> <th>3</th> <th>4</th> <th>5</th> <th>6</th> <th>7</th> <th>8</th> <th>9</th> <th>10</th> <th>11</th> <th>12</th> </tr> </thead> <tbody> <tr> <td>6340</td> <td>564</td> <td>590</td> <td>610</td> <td>641</td> <td>684</td> <td>704</td> <td>744</td> <td>806</td> <td>854</td> <td>908</td> <td>1018</td> <td>1136</td> </tr> </tbody> </table>												1	2	3	4	5	6	7	8	9	10	11	12	6340	564	590	610	641	684	704	744	806	854	908	1018	1136	
		1	2	3	4	5	6	7	8	9	10	11	12																										
		6340	564	590	610	641	684	704	744	806	854	908	1018	1136																									
		OVERALL DIMENSIONS			SEAT DIMENSIONS			BACK DIMENSIONS																															
W D H			W D H			W H																																	
21 23.5 20.5			17.5 18 -			19 17																																	
			RTA 00																																				
 Armless Seat Unit COM Yardage: 1 Freight Class: 250 Product Weight (lbs.): 20 Cubic Feet Per Carton: 7.25	Upholstered Seat and Back. Use with beam.	<table border="1"> <thead> <tr> <th>1</th> <th>2</th> <th>3</th> <th>4</th> <th>5</th> <th>6</th> <th>7</th> <th>8</th> <th>9</th> <th>10</th> <th>11</th> <th>12</th> </tr> </thead> <tbody> <tr> <td>6341</td> <td>657</td> <td>689</td> <td>715</td> <td>753</td> <td>807</td> <td>832</td> <td>881</td> <td>960</td> <td>1020</td> <td>1087</td> <td>1224</td> <td>1371</td> </tr> </tbody> </table>												1	2	3	4	5	6	7	8	9	10	11	12	6341	657	689	715	753	807	832	881	960	1020	1087	1224	1371	
		1	2	3	4	5	6	7	8	9	10	11	12																										
		6341	657	689	715	753	807	832	881	960	1020	1087	1224	1371																									
		OVERALL DIMENSIONS			SEAT DIMENSIONS			BACK DIMENSIONS																															
W D H			W D H			W H																																	
21 23.5 20.5			17.5 18 -			19 17																																	
			RTA 00																																				


DESCRIPTION	FEATURES	MODEL#	STANDARD FABRIC GRADES													
			1	2	3	4	5	6	7	8	9	10	11	12		
 <p>Seat Unit w/Arms COM Yardage: 1 Freight Class: 250 Product Weight (lbs.): 21 Cubic Feet Per Carton: 9.75</p>	Upholstered Seat and Mesh Back. Use with beam.	6342	522	548	568	599	642	662	702	764	812	866	976	1094		
			OVERALL DIMENSIONS			SEAT DIMENSIONS			BACK DIMENSIONS							
			W	D	H	W	D	H	W	H						
			25.5	23.5	20.5	17.5	18	-	19	17						
			RTA 00													

DESCRIPTION	FEATURES	MODEL#	STANDARD FABRIC GRADES													
			1	2	3	4	5	6	7	8	9	10	11	12		
 <p>Seat Unit w/Arms COM Yardage: 1 Freight Class: 250 Product Weight (lbs.): 21 Cubic Feet Per Carton: 9.75</p>	Upholstered Seat and Back. Use with beam.	6343	603	635	661	699	753	778	827	905	966	1033	1170	1317		
			OVERALL DIMENSIONS			SEAT DIMENSIONS			BACK DIMENSIONS							
			W	D	H	W	D	H	W	H						
			25.5	23.5	20.5	17.5	18	-	19	17						
			RTA 00													

DESCRIPTION	FEATURES	MODEL#	STANDARD FABRIC GRADES												
			1	2	3	4	5	6	7	8	9	10	11	12	
 <p>Bar Height Stool w/Arms COM Yardage: 1.25 Freight Class: 300 Product Weight (lbs.): 35 Cubic Feet Per Carton: 20</p>	Upholstered Back Does not stack. Ergonomic Features: M, N	6360	637	669	695	733	787	812	861	939	1000	1067	1204	1351	
			6360MO	675	726	767	828	914	955	1034	1159	1255	1362	1583	1818
			6360L	-	-	-	-	-	-	-	939	1000	1067	1204	1351
			6360LMO	-	-	-	-	-	-	-	1159	1255	1362	1583	1818
OVERALL DIMENSIONS			SEAT DIMENSIONS			BACK DIMENSIONS									
W	D	H	W	D	H	W	H								
25.5	25	44.5	19	17.5	28.5	18	16								
			RTA 00												

DESCRIPTION	FEATURES	MODEL#	STANDARD FABRIC GRADES												
			1	2	3	4	5	6	7	8	9	10	11	12	
 <p>Armless Bar Height Stool COM Yardage: 1.25 Freight Class: 250 Product Weight (lbs.): 33 Cubic Feet Per Carton: 15.75</p>	Upholstered Back Does not stack. Ergonomic Features: M, N	6361	609	641	667	705	760	785	834	912	973	1040	1177	1324	
			6361MO	647	698	739	800	886	927	1006	1131	1227	1334	1555	1790
			6361L	-	-	-	-	-	-	-	912	973	1040	1177	1324
			6361LMO	-	-	-	-	-	-	-	1131	1227	1334	1555	1790
OVERALL DIMENSIONS			SEAT DIMENSIONS			BACK DIMENSIONS									
W	D	H	W	D	H	W	H								
21	25	44.5	19	17.5	28.5	18	16								
			RTA 00												

DESCRIPTION	FEATURES	MODEL#	STANDARD FABRIC GRADES												
			1	2	3	4	5	6	7	8	9	10	11	12	
 <p>Bar Counter Height Stool w/Arms COM Yardage: 1.25 Freight Class: 300 Product Weight (lbs.): 33 Cubic Feet Per Carton: 18.5</p>	Upholstered Back Does not stack. Ergonomic Features: M, N	6362	637	669	695	733	787	812	861	939	1000	1067	1204	1351	
			6362MO	675	726	767	828	914	955	1034	1159	1255	1362	1583	1818
			6362L	-	-	-	-	-	-	-	939	1000	1067	1204	1351
			6362LMO	-	-	-	-	-	-	-	1159	1255	1362	1583	1818
OVERALL DIMENSIONS			SEAT DIMENSIONS			BACK DIMENSIONS									
W	D	H	W	D	H	W	H								
25.5	24.5	40.5	19	17.5	24.5	18	16								
			RTA 00												

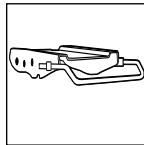
DESCRIPTION	FEATURES	MODEL#	STANDARD FABRIC GRADES											
			1	2	3	4	5	6	7	8	9	10	11	12
 <p>Armless Counter Height Stool COM Yardage: 1.25 Freight Class: 250 Product Weight (lbs.): 31 Cubic Feet Per Carton: 14.50</p>	Upholstered Back Does not stack. Ergonomic Features: M, N													
		6363	609	641	667	705	760	785	834	912	973	1040	1177	1324
		6363MO	647	698	739	800	886	927	1006	1131	1227	1334	1555	1790
		6363L	-	-	-	-	-	-	-	912	973	1040	1177	1324
		6363LMO	-	-	-	-	-	-	-	1131	1227	1334	1555	1790
OVERALL DIMENSIONS			SEAT DIMENSIONS			BACK DIMENSIONS								
W D H			W D H			W H								
21 25 40.5			19 17.5 24.5			18 16								

RTA 00



model 2220-3

model 2221-4



Multi-Depth Mechanism
Seat depth is standard on Multi-tilter and Synchro-Tilter models. (see notes for more details)



Vari-Width (WA)
Width Adjustable Arm Extensions is standard when order with adjustable height arms.

STANDARD FEATURES

- A beautiful, breathable mesh, functional task seating series, at affordable pricing.
- Weev series includes six mechanisms, a Synchro-Tilter with Back Angle, Weight Sensing Synchro-Tilter, Multi-Tilter, Tilter, and Task.
- The Black mesh for the back of the chair is woven to breathe and give as the user leans into it removing pressure points along the spine.
- The lumbar support built into the design of the back is flexible and reshapes itself to match and support the user's body profile.
- Side activated sliding seat depth adjustment (MD), is standard on Multi-Tilters and Synchro-Tilters providing 2" of seat depth adjustment.
- Height and width (WA) adjustable GL arms. Armcaps are soft to the touch Self-Skinned Urethane. Armcaps are depth adjustable (slide forward and backward) to suit user preference.
- Vari-Width (WA) Width Adjustable Arm Extensions are standard, allowing the arms to move away from the seat by 2" on each side to allow space for broader hip widths.

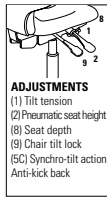
- Five legged, injection molded, fiberglass reinforced, nylon base B7B is standard.
- C1 dual wheel carpet casters are standard.

OPTIONAL FEATURES

- Please refer to the "Arm Selection" section of the price book for arm options.
- Optional Memory Foam available on Seats. Please specify MF and Add \$76.00.
- For optional polished Aluminum base (B7A) Please specify ALU base. Add \$110.00.
- For hard surface flooring casters, Please Specify C9R. Add \$47.00.
- Please refer to the "Casters Selection" section of the price book for caster options. Optional casters may be priced higher than the standard casters for your chair and the difference will be charged. Lower priced optional casters will not be credited.
- For fully assembled in box, please specify SU. Add \$50.00.



HB Synchro - Tilter w/Back Angle Adjustment
COM Yardage: 1
Freight Class: 125
Product Weight (lbs.): 70
Cubic Feet Per Carton: 10.50



ADJUSTMENTS
(1) Tilt tension
(2) Pneumatic seat height
(8) Seat depth
(9) Chair tilt lock
(5C) Synchro-tilt action
Anti-kick back

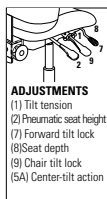
Ergonomic Features:
A, B, C, E, H, L, M, N, Q

	1	2	3	4	5	6	7	8	9	10	11	12
2220-0	622	647	666	694	734	748	783	849	881	943	1027	1131
2220L-0 Leather	-	-	-	-	-	-	-	839	881	936	1027	1131
OVERALL DIMENSIONS			SEAT DIMENSIONS			BACK DIMENSIONS						
W D H			W D H			W H						
25 24 42			19 18-20.5 16-20			19 27						

RTA 2



HB Multi - Tilter
COM Yardage: 1
Freight Class: 125
Product Weight (lbs.): 70
Cubic Feet Per Carton: 10.50




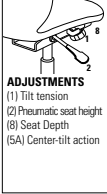


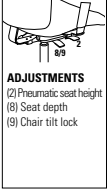


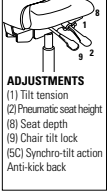


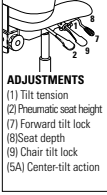


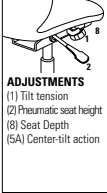

ADJUSTMENTS
(1) Tilt tension
(2) Pneumatic seat height
(7) Forward tilt lock
(8) Seat depth
(9) Chair tilt lock
(5A) Center-tilt action


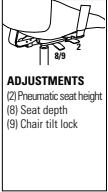

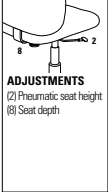

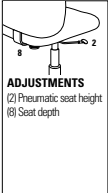

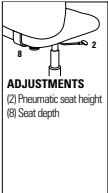

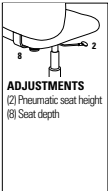
Ergonomic Features:
A, B, C, E, F, G, H, M, N, Q, S

	1	2	3	4	5	6	7	8	9	10	11	12
2220-3	622	647	666	694	734	748	783	849	881	943	1027	1131
2220L-3 Leather	-	-	-	-	-	-	-	839	881	936	1027	1131
OVERALL DIMENSIONS			SEAT DIMENSIONS			BACK DIMENSIONS						
W D H			W D H			W H						
25 24 42			19 18-20.5 16-20			19 27						

RTA 2



DESCRIPTION	FEATURES	MODEL#	STANDARD FABRIC GRADES													
			1	2	3	4	5	6	7	8	9	10	11	12		
 <p>HB Tilter COM Yardage: 1 Freight Class: 150 Product Weight (lbs.): 59 Cubic Feet Per Carton: 10.50</p>	 <p>ADJUSTMENTS (1) Tilt tension (2) Pneumatic seat height (8) Seat Depth (5A) Center-tilt action</p>	<p>Ergonomic Features: A, B, C, E, H, M, N, Q, S</p>	2220-4	533	557	576	605	644	658	693	759	792	853	937	1041	
			2220L-4	-	-	-	-	-	-	-	-	749	792	846	938	1041
			OVERALL DIMENSIONS			SEAT DIMENSIONS			BACK DIMENSIONS							
			W D H			W D H			W H							
			25 24 42.5			19 18-20.5 16-20			19 27							
			RTA 2													
 <p>HB Weight Sensing Synchro - Tilter COM Yardage: 1 Freight Class: 125 Product Weight (lbs.): 70 Cubic Feet Per Carton: 10.50</p>	 <p>ADJUSTMENTS (2) Pneumatic seat height (8) Seat depth (9) Chair tilt lock</p>	<p>Ergonomic Features: A, B, C, E, H, J, M, N, Q</p>	2220-8	622	647	666	694	734	748	783	849	881	943	1027	1131	
			2220L-8	-	-	-	-	-	-	-	839	881	936	1027	1131	
			OVERALL DIMENSIONS			SEAT DIMENSIONS			BACK DIMENSIONS							
			W D H			W D H			W H							
			25 24 42			19 18-20.5 16-20			19 27							
			RTA 2													
 <p>MB Synchro - Tilter w/Back Angle Adjustment COM Yardage: 1 Freight Class: 125 Product Weight (lbs.): 68 Cubic Feet Per Carton: 10.50</p>	 <p>ADJUSTMENTS (1) Tilt tension (2) Pneumatic seat height (8) Seat depth (9) Chair tilt lock (5C) Synchro-tilt action Anti-kick back</p>	<p>Ergonomic Features: A, B, C, E, H, L, M, N, Q</p>	2221-0	601	625	644	672	712	726	761	827	859	921	1005	1109	
			2221L-0	-	-	-	-	-	-	-	818	861	915	1007	1111	
			OVERALL DIMENSIONS			SEAT DIMENSIONS			BACK DIMENSIONS							
			W D H			W D H			W H							
			25 24 39			19 18-20.5 16-20			19 24							
			RTA 2													
 <p>MB Multi - Tilter COM Yardage: 1 Freight Class: 125 Product Weight (lbs.): 68 Cubic Feet Per Carton: 10.50</p>	 <p>ADJUSTMENTS (1) Tilt tension (2) Pneumatic seat height (7) Forward tilt lock (8) Seat depth (9) Chair tilt lock (5A) Center-tilt action</p>	<p>Ergonomic Features: A, B, C, E, F, G, H, M, N, Q, S</p>	2221-3	601	625	644	672	712	726	761	827	859	921	1005	1109	
			2221L-3	-	-	-	-	-	-	818	861	915	1007	1111		
			OVERALL DIMENSIONS			SEAT DIMENSIONS			BACK DIMENSIONS							
			W D H			W D H			W H							
			25 24 39			19 18-20.5 16-20			19 24							
			RTA 2													
 <p>MB Tilter COM Yardage: 1 Freight Class: 150 Product Weight (lbs.): 57 Cubic Feet Per Carton: 10.50</p>	 <p>ADJUSTMENTS (1) Tilt tension (2) Pneumatic seat height (8) Seat Depth (5A) Center-tilt action</p>	<p>Ergonomic Features: A, B, C, E, H, M, N, Q, S</p>	2221-4	513	537	555	584	623	637	672	738	771	832	916	1020	
			2221L-4	-	-	-	-	-	-	-	728	771	825	917	1020	
			OVERALL DIMENSIONS			SEAT DIMENSIONS			BACK DIMENSIONS							
			W D H			W D H			W H							
			25 24 39.5			19 18-20.5 16-20			19 24							
			RTA 2													

DESCRIPTION	FEATURES	MODEL#	STANDARD FABRIC GRADES												
			1	2	3	4	5	6	7	8	9	10	11	12	
 <p>MB Weight Sensing Synchro - Tilter COM Yardage: 1 Freight Class: 125 Product Weight (lbs.): 68 Cubic Feet Per Carton: 10.50</p>	 <p>ADJUSTMENTS (2) Pneumatic seat height (8) Seat depth (9) Chair tilt lock</p>														
		2221-8	601	625	644	672	712	726	761	827	859	921	1005	1109	
		2221L-8 Leather	-	-	-	-	-	-	-	-	818	861	915	1007	1111
		OVERALL DIMENSIONS	SEAT DIMENSIONS			BACK DIMENSIONS									
		W D H	W D H	W H											
	25	24	39	19	18-20.5	16-20	19	24							
				RTA 2											
 <p>MB Task COM Yardage: 1 Freight Class: 150 Product Weight (lbs.): 48 Cubic Feet Per Carton: 10.50</p>	 <p>ADJUSTMENTS (2) Pneumatic seat height (8) Seat depth</p>														
		2221-6	513	537	555	584	623	637	672	738	771	832	916	1020	
		2221L-6 Leather	-	-	-	-	-	-	-	-	728	771	825	917	1020
		OVERALL DIMENSIONS	SEAT DIMENSIONS			BACK DIMENSIONS									
		W D H	W D H	W H											
	25	24	41	19	17.5-18.5	16.5-20.5	19	24							
				RTA 2											
 <p>MB Task Armless COM Yardage: 1 Freight Class: 150 Product Weight (lbs.): 42 Cubic Feet Per Carton: 10.50</p>	 <p>ADJUSTMENTS (2) Pneumatic seat height (8) Seat depth</p>														
		2222-6	429	454	473	501	541	554	590	656	688	750	833	938	
		2222L-6 Leather	-	-	-	-	-	-	-	-	645	688	742	834	938
		OVERALL DIMENSIONS	SEAT DIMENSIONS			BACK DIMENSIONS									
		W D H	W D H	W H											
	25	24	41	19	17.5-18.5	16.5-20.5	19	24							
				RTA 2											
 <p>MB Drafting Stool Task COM Yardage: 1 Freight Class: 150 Product Weight (lbs.): 51 Cubic Feet Per Carton: 10.50</p>	 <p>ADJUSTMENTS (2) Pneumatic seat height (8) Seat depth</p>														
		2223-6	802	826	845	873	913	926	962	1028	1060	1122	1205	1310	
		2223L-6 Leather	-	-	-	-	-	-	-	-	1013	1056	1110	1202	1307
		OVERALL DIMENSIONS	SEAT DIMENSIONS			BACK DIMENSIONS									
		W D H	W D H	W H											
	20.5	24.5	48.	19	17.5-18.5	24-34	19	24							
				RTA 2											
 <p>MB Drafting Stool Task Armless COM Yardage: 1 Freight Class: 150 Product Weight (lbs.): 45 Cubic Feet Per Carton: 10.50</p>	 <p>ADJUSTMENTS (2) Pneumatic seat height (8) Seat depth</p>														
		2224-6	716	740	759	787	827	841	876	942	974	1036	1120	1224	
		2224L-6 Leather	-	-	-	-	-	-	-	-	928	971	1026	1118	1221
		OVERALL DIMENSIONS	SEAT DIMENSIONS			BACK DIMENSIONS									
		W D H	W D H	W H											
	19	24	50.5	19	17.5-18.5	24-34	19	24							
				RTA 2											

YORKDALE®



model 2220-3



model 2221-4



Vari-Width (WA)
Width Adjustable Arm Extensions is standard when order with adjustable height arms.

STANDARD FEATURES

- Advanced ergonomic design for increased comfort and productivity.
- Sliding seat depth adjustment (MD) is standard on models TS2330 and TS2331 only.
- Standard with adjustable height T-arms with curved urethane armcaps (3N) in Black Only.
- All models are standard with a five-legged, injection molded base.
- Base and frame are available in Black (BK) Only.
- All models are shipped partially KD.
- C65 casters are standard except for Heavy Duty Models.
- For Heavy Duty 24HR models see page 297.
- When series is upholstered in Vinyl, the outside back panel will be attached with decorative screws.
- Not Available in Leather.

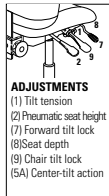
OPTIONAL FEATURES

- For optional seat depth on models 2330 and 2331 specify (MD). Add \$85.00.
- Please refer to the "Arms Selection" section of the price book for arm options.
- For optional polished Aluminum base (B7A) Please specify ALU base. Add \$110.00.
- For hard surface flooring, specify C9R. Add \$47.00.
- Please refer to the "Casters Selection" section of the price book for caster options. Optional casters may be priced higher than the standard casters for your chair and the difference will be charged. Lower priced optional casters will not be credited.
- For fully assembled in box, please specify SU. Add \$50.00.

DESCRIPTION FEATURES MODEL# STANDARD FABRIC GRADES



HB Multi - Tilter
COM Yardage: 1.75
Freight Class: 150
Product Weight (lbs.): 49
Cubic Feet Per Carton: 9.75



ADJUSTMENTS
(1) Tilt tension
(2) Pneumatic seat height
(7) Forward tilt lock
(8) Seat depth
(9) Chair tilt lock
(5A) Center-tilt action

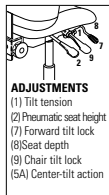
Ergonomic Features:
A, B, C, D, F, G, H, M, N, Q, S

MODEL#	1	2	3	4	5	6	7	8	9	10	11	12
2330	696	737	774	823	894	919	984	1103	1159	1273	1422	1611

OVERALL DIMENSIONS			SEAT DIMENSIONS			BACK DIMENSIONS	
W	D	H	W	D	H	W	H
24	25	42	18	16	17.5-21.5	19	21.5-24



LB Multi - Tilter
COM Yardage: 1.50
Freight Class: 150
Product Weight (lbs.): 46
Cubic Feet Per Carton: 9.75



ADJUSTMENTS
(1) Tilt tension
(2) Pneumatic seat height
(7) Forward tilt lock
(8) Seat depth
(9) Chair tilt lock
(5A) Center-tilt action

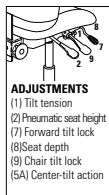
Ergonomic Features:
A, B, C, D, F, G, H, M, N, Q, S

MODEL#	1	2	3	4	5	6	7	8	9	10	11	12
2331	653	690	719	761	823	845	898	1002	1051	1146	1276	1437

OVERALL DIMENSIONS			SEAT DIMENSIONS			BACK DIMENSIONS	
W	D	H	W	D	H	W	H
24	25	36	18	16	17.5-21.5	19	16.5-19



HB Multi - Tilter w/ Forward Seat Tilt
COM Yardage: 1.75
Freight Class: 150
Product Weight (lbs.): 46
Cubic Feet Per Carton: 9.75




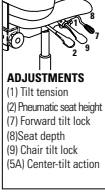


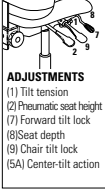





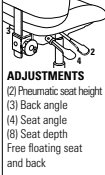


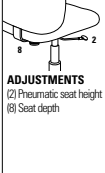

ADJUSTMENTS
(1) Tilt tension
(2) Pneumatic seat height
(7) Forward tilt lock
(8) Seat depth
(9) Chair tilt lock
(5A) Center-tilt action

Ergonomic Features:
A, B, C, D, F, G, H, M, N, Q, S

MODEL#	1	2	3	4	5	6	7	8	9	10	11	12
2340-3	708	751	784	834	908	933	996	1116	1172	1284	1435	1623



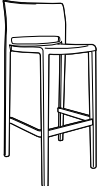

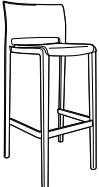





OVERALL DIMENSIONS			SEAT DIMENSIONS			BACK DIMENSIONS	
W	D	H	W	D	H	W	H
24	25	42.5	20.5	17	16.5-21.5	19	21.5-24

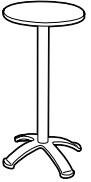



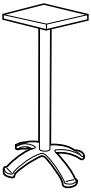



DESCRIPTION	FEATURES	MODEL#	STANDARD FABRIC GRADES																											
			1	2	3	4	5	6	7	8	9	10	11	12																
 <p>HB Function Tilter COM Yardage: 1.75 Freight Class: 150 Product Weight (lbs.): 46 Cubic Feet Per Carton: 9.75</p>	 <p>ADJUSTMENTS (1) Tilt tension (2) Pneumatic seat height (7) Forward tilt lock (8) Seat depth (9) Chair tilt lock (5A) Center-tilt action</p>	<p>Ergonomic Features: A, B, C, D, G, H, M, N, Q, S</p>	<table border="1"> <tr> <td>2340-4</td> <td>664</td><td>706</td><td>738</td><td>789</td><td>863</td><td>888</td><td>950</td><td>1071</td><td>1127</td><td>1239</td><td>1390</td><td>1577</td> </tr> </table>												2340-4	664	706	738	789	863	888	950	1071	1127	1239	1390	1577			
			2340-4	664	706	738	789	863	888	950	1071	1127	1239	1390	1577															
			<p>OVERALL DIMENSIONS</p> <table border="1"> <tr> <th>W</th><th>D</th><th>H</th> </tr> <tr> <td>24</td><td>25</td><td>42.5</td> </tr> </table>			W	D	H	24	25	42.5	<p>SEAT DIMENSIONS</p> <table border="1"> <tr> <th>W</th><th>D</th><th>H</th> </tr> <tr> <td>20.5</td><td>17.5</td><td>16.5-21.5</td> </tr> </table>			W	D	H	20.5	17.5	16.5-21.5	<p>BACK DIMENSIONS</p> <table border="1"> <tr> <th>W</th><th>H</th> </tr> <tr> <td>19</td><td>21.5-24</td> </tr> </table>						W	H	19	21.5-24
			W	D	H																									
24	25	42.5																												
W	D	H																												
20.5	17.5	16.5-21.5																												
W	H																													
19	21.5-24																													
<p>RTA 2 </p>																														
 <p>LB Multi-Tilter w/ Forward Seat Tilt COM Yardage: 1.50 Freight Class: 150 Product Weight (lbs.): 44 Cubic Feet Per Carton: 9.75</p>	 <p>ADJUSTMENTS (1) Tilt tension (2) Pneumatic seat height (7) Forward tilt lock (8) Seat depth (9) Chair tilt lock (5A) Center-tilt action</p>	<p>Ergonomic Features: A, B, C, D, F, G, H, M, N, Q, S</p>	<table border="1"> <tr> <td>2341-3</td> <td>649</td><td>685</td><td>714</td><td>758</td><td>819</td><td>842</td><td>894</td><td>998</td><td>1047</td><td>1142</td><td>1271</td><td>1434</td> </tr> </table>												2341-3	649	685	714	758	819	842	894	998	1047	1142	1271	1434			
			2341-3	649	685	714	758	819	842	894	998	1047	1142	1271	1434															
			<p>OVERALL DIMENSIONS</p> <table border="1"> <tr> <th>W</th><th>D</th><th>H</th> </tr> <tr> <td>24</td><td>25</td><td>36.5</td> </tr> </table>			W	D	H	24	25	36.5	<p>SEAT DIMENSIONS</p> <table border="1"> <tr> <th>W</th><th>D</th><th>H</th> </tr> <tr> <td>20.5</td><td>17</td><td>16.5-21.5</td> </tr> </table>			W	D	H	20.5	17	16.5-21.5	<p>BACK DIMENSIONS</p> <table border="1"> <tr> <th>W</th><th>H</th> </tr> <tr> <td>19</td><td>15.5-18</td> </tr> </table>						W	H	19	15.5-18
			W	D	H																									
24	25	36.5																												
W	D	H																												
20.5	17	16.5-21.5																												
W	H																													
19	15.5-18																													
<p>RTA 2 </p>																														
 <p>LB Function Tilter COM Yardage: 1.50 Freight Class: 150 Product Weight (lbs.): 44 Cubic Feet Per Carton: 9.75</p>	 <p>ADJUSTMENTS (1) Tilt tension (2) Pneumatic seat height (7) Forward tilt lock (8) Seat depth (9) Chair tilt lock (5A) Center-tilt action</p>	<p>Ergonomic Features: A, B, C, D, G, H, M, N, Q, S</p>	<table border="1"> <tr> <td>2341-4</td> <td>614</td><td>652</td><td>680</td><td>724</td><td>784</td><td>806</td><td>862</td><td>963</td><td>1013</td><td>1107</td><td>1237</td><td>1399</td> </tr> </table>												2341-4	614	652	680	724	784	806	862	963	1013	1107	1237	1399			
			2341-4	614	652	680	724	784	806	862	963	1013	1107	1237	1399															
			<p>OVERALL DIMENSIONS</p> <table border="1"> <tr> <th>W</th><th>D</th><th>H</th> </tr> <tr> <td>24</td><td>25</td><td>36.5</td> </tr> </table>			W	D	H	24	25	36.5	<p>SEAT DIMENSIONS</p> <table border="1"> <tr> <th>W</th><th>D</th><th>H</th> </tr> <tr> <td>20.5</td><td>17.5</td><td>16.5-21.5</td> </tr> </table>			W	D	H	20.5	17.5	16.5-21.5	<p>BACK DIMENSIONS</p> <table border="1"> <tr> <th>W</th><th>H</th> </tr> <tr> <td>19</td><td>15.5-18</td> </tr> </table>						W	H	19	15.5-18
			W	D	H																									
24	25	36.5																												
W	D	H																												
20.5	17.5	16.5-21.5																												
W	H																													
19	15.5-18																													
<p>RTA 2 </p>																														
 <p>LB Operator w/3N arms COM Yardage: 1.50 Freight Class: 150 Product Weight (lbs.): 36 Cubic Feet Per Carton: 7</p>	 <p>ADJUSTMENTS (2) Pneumatic seat height (3) Back angle (4) Seat angle (8) Seat depth Free floating seat and back</p>	<p>Ergonomic Features: C, E, H, M, N, Q</p>	<table border="1"> <tr> <td>2341-6</td> <td>587</td><td>623</td><td>653</td><td>696</td><td>757</td><td>779</td><td>833</td><td>936</td><td>985</td><td>1080</td><td>1210</td><td>1372</td> </tr> </table>												2341-6	587	623	653	696	757	779	833	936	985	1080	1210	1372			
			2341-6	587	623	653	696	757	779	833	936	985	1080	1210	1372															
			<p>OVERALL DIMENSIONS</p> <table border="1"> <tr> <th>W</th><th>D</th><th>H</th> </tr> <tr> <td>24</td><td>23.5</td><td>38</td> </tr> </table>			W	D	H	24	23.5	38	<p>SEAT DIMENSIONS</p> <table border="1"> <tr> <th>W</th><th>D</th><th>H</th> </tr> <tr> <td>20.5</td><td>16-17.5</td><td>17-22</td> </tr> </table>			W	D	H	20.5	16-17.5	17-22	<p>BACK DIMENSIONS</p> <table border="1"> <tr> <th>W</th><th>H</th> </tr> <tr> <td>19</td><td>19</td> </tr> </table>						W	H	19	19
			W	D	H																									
24	23.5	38																												
W	D	H																												
20.5	16-17.5	17-22																												
W	H																													
19	19																													
<p>RTA 2 </p>																														
 <p>LB Task Armless COM Yardage: 1.50 Freight Class: 150 Product Weight (lbs.): 30 Cubic Feet Per Carton: 5.50</p>	 <p>ADJUSTMENTS (2) Pneumatic seat height (8) Seat depth</p>	<p>Ergonomic Features: C, E, M, N</p>	<table border="1"> <tr> <td>2343-6</td> <td>454</td><td>492</td><td>520</td><td>564</td><td>623</td><td>646</td><td>701</td><td>803</td><td>851</td><td>946</td><td>1075</td><td>1238</td> </tr> </table>												2343-6	454	492	520	564	623	646	701	803	851	946	1075	1238			
			2343-6	454	492	520	564	623	646	701	803	851	946	1075	1238															
			<p>OVERALL DIMENSIONS</p> <table border="1"> <tr> <th>W</th><th>D</th><th>H</th> </tr> <tr> <td>21</td><td>23.5</td><td>38</td> </tr> </table>			W	D	H	21	23.5	38	<p>SEAT DIMENSIONS</p> <table border="1"> <tr> <th>W</th><th>D</th><th>H</th> </tr> <tr> <td>20.5</td><td>16-17.5</td><td>17-22</td> </tr> </table>			W	D	H	20.5	16-17.5	17-22	<p>BACK DIMENSIONS</p> <table border="1"> <tr> <th>W</th><th>H</th> </tr> <tr> <td>19</td><td>19</td> </tr> </table>						W	H	19	19
			W	D	H																									
21	23.5	38																												
W	D	H																												
20.5	16-17.5	17-22																												
W	H																													
19	19																													
<p>RTA 2 </p>																														

multi-purpose

	Bakhita 156-158		Galaxy Plus 194		Savoir 214-215
	Beach 159		Islands 195		Sidero 216-218
	Beam Seating 160-169		Key 196		Sonic 2189-232
	Caprice 170-171		Layne 197-198		Spritz 233-235
	Comet 172-174		Lite 198-202		Twilight 236-238
	Diplomat 175		Marche 202-204		Vaughan 239
	Duet 176-190		Mayne 204		Vion 240-243
	File Buddy 191		Popcorn 205-208		Zoma 244-245
	Finch 192		Rest 209-211		Zooney 246
	Flexon 193-194		Roma Nester 212-213		

DESCRIPTION	FEATURES	MODEL#	STANDARD FABRIC GRADES														
 <p>Armless Chair Uph Seat & Poly Back 14.5 COM Yardage: .75 Freight Class: 250 Product Weight (lbs.): 14.67 Cubic Feet Per Carton: 11.50 (3 per carton)</p>	<p>Stacks 8 high on floor. Stacks 12 high on dolly</p>	 <p>6753</p>	1	2	3	4	5	6	7	8	9	10	11	12			
			325	345	360	383	415	430	460	507	543	583	666	754			
			OVERALL DIMENSIONS			SEAT DIMENSIONS			BACK DIMENSIONS								
			W	D	H	W	D	H	W	H							
IN	18	21	31.5	16	16	18	17										
				<p>RTA 00</p>		3 per carton (pricing and specifications are for one chair)											
 <p>Armless Bar Stool Poly Seat & Back 10.5 COM Yardage: .75 Freight Class: 150 Product Weight (lbs.): 15 Cubic Feet Per Carton: 12.75 (4 per carton)</p>	<p>Stacks 4 high on floor.</p>	 <p>6754</p>	380														
			OVERALL DIMENSIONS			SEAT DIMENSIONS			BACK DIMENSIONS								
			W	D	H	W	D	H	W	H							
			IN	19.25	18.75	40.5	14	15	30	17							
				<p>RTA 00</p>		4 per carton (pricing and specifications are for one chair)											
 <p>Armless Bar Stool Uph Seat & Poly Back 10.5 COM Yardage: .75 Freight Class: 250 Product Weight (lbs.): 16.67 Cubic Feet Per Carton: 12.75 (3 per carton)</p>	<p>Stacks 4 high on floor.</p>	 <p>6755</p>	1	2	3	4	5	6	7	8	9	10	11	12			
			440	460	475	498	530	545	575	622	658	698	781	869			
			OVERALL DIMENSIONS			SEAT DIMENSIONS			BACK DIMENSIONS								
			W	D	H	W	D	H	W	H							
IN	19	18	40	14	15	30.75	17										
				<p>RTA 00</p>		3 per carton (pricing and specifications are for one chair)											
 <p>Chair Dolly - COM Yardage: N/A Freight Class: 150 Product Weight (lbs.): 16 Cubic Feet Per Carton: 2.90</p>		 <p>6756</p>	278														
			OVERALL DIMENSIONS			SEAT DIMENSIONS			BACK DIMENSIONS								
			W	D	H	W	D	H	W	H							
			IN	19.75	23.25	9.75	-	-	-	-							
				<p>RTA 00</p>		1 per carton											
 <p>Round Table - COM Yardage: N/A Freight Class: 100 Product Weight (lbs.): 40 Cubic Feet Per Carton: 4.50 (3 cartons per one model)</p>		 <p>6780</p>	539														
			OVERALL DIMENSIONS			SEAT DIMENSIONS			BACK DIMENSIONS								
			W	D	H	W	D	H	W	H							
			IN	28.5	28.5	29.5	-	-	-	-							
				<p>RTA 8</p>		3 cartons											

DESCRIPTION	FEATURES	MODEL #	STANDARD TEXTILE GRADES							
 <p>Round Table - Bar Height - COM Yardage: N/A Freight Class: 100 Product Weight (lbs.): 41 Cubic Feet Per Carton: 4.50 (3 cartons per one model)</p>		6781 603								
			OVERALL DIMENSIONS		SEAT DIMENSIONS			BACK DIMENSIONS		
			W	D	H	W	D	H	W	H
			IN	28.5	28.5	40	-	-	-	-
			RTA 8	3 cartons						
 <p>Square Table - COM Yardage: N/A Freight Class: 100 Product Weight (lbs.): 42.5 Cubic Feet Per Carton: 4.50 (3 cartons per one model)</p>		6785 590								
			OVERALL DIMENSIONS		SEAT DIMENSIONS			BACK DIMENSIONS		
			W	D	H	W	D	H	W	H
			IN	28.5	28.5	29.5	-	-	-	-
			RTA 8	3 cartons						
 <p>Square Table - Bar Height - COM Yardage: N/A Freight Class: 100 Product Weight (lbs.): 43.5 Cubic Feet Per Carton: 4.50 (3 cartons per one model)</p>		6786 654								
			OVERALL DIMENSIONS		SEAT DIMENSIONS			BACK DIMENSIONS		
			W	D	H	W	D	H	W	H
			IN	28.5	28.5	40	-	-	-	-
			RTA 8	3 cartons						

BEACH™



model 4077



model 4078



STANDARD FEATURES

- Elegant wood seating with a choice of an upholstered or vertical wood slat back.
- Frame construction is beech hardwood.
- Furniture legs are equipped with white non marking polypropylene glides as standard. Suitable for both carpet and hard surface flooring.
- All cushions are fixed and non-removable.
- Cushions are highly resilient foam and seats are equipped with a synthetic rubberized webbing suspension system for extra comfort.

- For coordinating occasional tables see Dawson wood tables.

OPTIONAL FEATURES

- Frame available in Absolute (AAM), Black (BKM), Cherry (ACM), Espresso Cafe (ECM), English Oak (EOM), Fruitwood (TFM), Gray (HGM), Honey (AHM), Mahogany (TMM), Maple (AVM), Medium Walnut (MWM), Night (ASM), Shaker Cherry (SKM), Walnut (TWM), W/C Cream (WTM), White (WHM) and Winter Cherry (WCM). Please Specify.
- Offered in Fabric, Vinyl, Leather and Leather/Mock Leather.

DESCRIPTION	FEATURES	MODEL#	STANDARD FABRIC GRADES													
			1	2	3	4	5	6	7	8	9	10	11	12		
 <p>Armchair w/Upholstered back. COM Yardage: 1.50 Freight Class: 300 Product Weight (lbs.): 20 Cubic Feet Per Carton: 11.75</p>	Does not stack.	4077	580	616	644	686	745	767	819	918	966	1059	1184	1341		
		4077LM	-	-	-	-	723	751	803	897	950	1037	1168	1325		
		Leather/Mock Leather														
					OVERALL DIMENSIONS			SEAT DIMENSIONS			BACK DIMENSIONS					
			W	D	H	W	D	H	W	H						
			22	23	33.5	19.5	18.5	18.75	19.5	15.5						
RTA 00																
 <p>Armchair w/Vertical Wood Slat back. COM Yardage: 1.00 Freight Class: 300 Product Weight (lbs.): 20 Cubic Feet Per Carton: 11.75</p>	Does not stack.	4078	605	633	654	685	730	746	785	860	896	965	1059	1177		
		4078L	-	-	-	-	-	-	-	762	805	859	951	1055		
		Leather														
					OVERALL DIMENSIONS			SEAT DIMENSIONS			BACK DIMENSIONS					
			W	D	H	W	D	H	W	H						
			22	23	33.5	19.5	18.5	18.75	19.5	15.5						
RTA 00																

BEAM SEATING



*see sample layout SON507 for models included above.

STANDARD FEATURES

- The universal beam units and tables listed are shown here, along with beam seating upper components from several seating lines.
- Beams are standard in Black. The “T” shaped legs are available in Chrome only with Black anti scuff tips and trim.
- Corner beam creates 90° turn in beam seating. Only table units can be attached.
- Beams and legs are shipped fully assembled.
- Upper seating units include mounting brackets and all necessary hardware for attachment to beam.
- Upper seating units and/or tables can be placed in any order along the beam.
- Power monument has two AC outlets, dual 2.1 amp USB ports.
- **Specifications and pricing are for 1 chair.**

OPTIONAL FEATURES

- Seat units can be upholstered in any standard Global fabric or vinyl. Sidero Exceptions: Jenny, Match, Quilt, Station, Couture. Vion Exceptions: Jenny and Pebbles.
- Optional universal aluminum arm with soft pad available for mounting on beam in multiple positions, model 6500A8. \$101.00 list.
- Sonic seating units are available in mesh back, Black only.
- Vion seating units available in 10 mesh colors: Black (MS69), Stone (MS71), Blue (MS72), Rope (MS73), Natural (MS74), Aqua (MS75), Black

Cherry (MS76), Dust (MS77), Ivory (MS78) and Paprika (MS79). Please specify. No upcharge.

- Vion mesh back models (all 10 colors) and approved upholstery materials are available to meet California TB133 and a \$150.00 list upcharge is required for each mesh back model.
- Vion is available with a Black (BLK) Back Frame as standard or an optional Fog (FOG) Back Frame, please add \$50.00 list.
- Duet, Popcorn and Sonic seating units are available in 10 designer colors. Choose from Asphalt Night (BLK), Caribbean Surf (CRS), Coffee Bean (CFB), Daffodil Day (DFD), Ivory Clouds (IVC), Latte Beige (LAB), Lip Smacker (LPS), Platinum (PLT), Sea Glass (SEG), and Tiger Orange (TIO).
- Only polypropylene seat and back models are certified to pass the CAL-133 Certification.
- Duet arms will match the specified polypropylene color.
- Sidero, Sonic and Vion arm models are standard in Black only.
- Duet, Popcorn and Sonic are standard in a Chrome (CH) frame finish. Sidero and Vion are standard in Black (BK) frame finish.
- Beam seating table tops are available in Absolute Acajou (ACJ), Asian Night (ASN), Avant Cherry (AWC), Avant Honey (AWH), Dark Espresso (DES), Hayden Grey (HGT), Shaker Cherry (SKC), Tiger Mahogany (TMA), Tiger Maple (TMP), Tiger Walnut (TWL), Winter Cherry (WCR), White Chocolate (WHC) and White (WHT). Please specify. No upcharge.

SAMPLE LAYOUTS

VON501 - Shown



Approximate dimensions: 74”W x 24”D

Kit Layout	Description	Total (Grd. 1)
VON501	Vion armless seat units with Beam components: 6340 (3 seats), 6500S3 (1 beam)	2245
DUT501	Duet armless seat units with Beam components: 6691 (3 seats), 6500S3 (1 beam)	1150
POP501	Popcorn armless seat units with Beam components: 6717 (3 seats), 6500S3 (1 beam)	1228
SID501	Sidero armless seat units with Beam components: 6931 (3 seats), 6500S3 (1 beam)	1837
SON501	Sonic armless seat units with Beam components: 6501 (3 seats), 6500S3 (1 beam)	1378

*See next pages for individual model description, dimensions and starting list price.

SON502 - Shown



Approximate dimensions: 100”W x 24”D

Kit Layout	Description	Total (Grd. 1)
SON502	Sonic arm seat units with Beam components: 6506 (4 seats), 6500S4 (1 beam)	2301
DUT502	Duet arm seat units with Beam components: 6690 (4 seats), 6500S4 (1 beam)	1857
POP502	Popcorn armless seat units with Universal arms and Beam components: 6717 (4 seats), 6500S4 (1 beam), and 6500A8 (5 arms)	2178
SID502	Sidero arm seat units with Beam components: 6930 (4 seats), 6500S4 (1 beam)	2645
VON502	Vion arm seat units with Beam components: 6342 (4 seats), 6500S4 (1 beam)	2861

*See next pages for individual model description, dimensions and starting list price.

SAMPLE LAYOUTS

DUT503 - Shown



Approximate dimensions: 100"W x 24"D

Kit Layout	Description	Total (Grd. 1)
DUT503	Duet armless seat units with Beam components: 6691 (3 seats), 6500S4 (1 beam), 6507 (1 table)	1586
POP503	Popcorn armless seat units with Beam components: 6717 (3 seats), 6500S4 (1 beam), 6507 (1 table)	1664
SID503	Sidero armless seat units with Beam components: 6931 (3 seats), 6500S4 (1 beam), 6507 (1 table)	2273
SON503	Sonic armless seat units with Beam components: 6501 (3 seats), 6500S4 (1 beam), 6507 (1 table)	1814
VON503	Vion armless seat units with Beam components: 6340 (3 seats), 6500S4 (1 beam), 6507 (1 table)	2681

*See next pages for individual model description, dimensions and starting list price.

POP504 - Shown



Approximate dimensions: 122"W x 24"D

Kit Layout	Description	Total (Grd. 1)
POP504	Popcorn seat units with Universal arms and Beam components: 6717 (4 seats), 6500A8 (6 arms), 6500S3 (1 beam), 6500A2 (1 beam), 6507 (1 table), 6591B (1 Module)	3026
DUT504	Duet arm seat units with Beam components: 6690 (4 seats), 6500S3 (1 beam), 6500A2 (1 beam), 6507 (1 table), 6591B (1 Module)	2604
SID504	Sidero arm seat units with Beam components: 6930 (4 seats), 6500S3 (1 beam), 6500A2 (1 beam), 6507 (1 table), 6591B (1 Module)	3392
SON504	Sonic arm seat units with Beam components: 6504 (4 seats), 6500S3 (1 beam), 6500A2 (1 beam), 6507 (1 table), 6591B (1 Module)	2808
VON504	Vion arm seat units with Beam components: 6342 (4 seats), 6500S3 (1 beam), 6500A2 (1 beam), 6507 (1 table), 6591B (1 Module)	3608

*See next pages for individual model description, dimensions and starting list price.

SID505 - Shown



Approximate dimensions: 147"W x 24"D

Kit Layout	Description	Total (Grd. 1)
SID505	Sidero armless seat units with Beam components: 6931 (4 seats), 6500S3 (1 beam), 6500A3 (1 beam), 6507 (2 table)	3156
DUT505	Duet armless seat units with Beam components: 6691 (4 seats), 6500S3 (1 beam), 6500A3 (1 beam), 6507 (2 table)	2240
POP505	Popcorn armless seat units with Beam components: 6717 (4 seats), 6500S3 (1 beam), 6500A3 (1 beam), 6507 (2 table)	2344
SON505	Sonic armless seat units with Beam components: 6501 (4 seats), 6500S3 (1 beam), 6500A3 (1 beam), 6507 (2 table)	2544
VON505	Vion armless seat units with Beam components: 6340 (4 seats), 6500S3 (1 beam), 6500A3 (1 beam), 6507 (2 table)	3700

*See next pages for individual model description, dimensions and starting list price.

VON506 - Shown



Approximate dimensions: 103"W x 103"D

Kit Layout	Description	Total (Grd. 1)
VON506	Vion arm seat units with Beam components: 6342 (6 seats), 6500S3 (2 beams), 6507-T2 (1 table), 6500A9 (1 Connector)	4720
DUT504	Duet arm seat units with Beam components: 6690 (6 seats), 6500S3 (2 beams), 6507-T2 (1 table), 6500A9 (1 Connector)	3214
POP505	Popcorn armless seat units with Universal arms and Beam components: 6717 (6 seats), 6500A8 (8 arms), 6500S3 (2 beams), 6507-T2 (1 table), 6500A9 (1 Connector)	3746
SID504	Sidero arm seat units with Beam components: 6930 (6 seats), 6500S3 (2 beams), 6507-T2 (1 table), 6500A9 (1 Connector)	4396
SON504	Sonic arm seat units with Beam components: 6504 (6 seats), 6500S3 (2 beams), 6507-T2 (1 table), 6500A9 (1 Connector)	3520

*See next pages for individual model description, dimensions and starting list price.

SAMPLE LAYOUTS

SON507 - Shown



Approximate dimensions: 103"W x 103"D

Kit Layout	Description	Total (Grd. 1)
SON507	Sonic arm seat units with Beam components: 6506 (6 seats), 6500S3 (2 beams), 6507-T2 (1 table), 6500A9 (1 connector)	3880
DUT507	Duet arm seat units with Beam components: 6690 (6 seats), 6500S3 (2 beams), 6507-T2 (1 table), 6500A9 (1 connector)	3214
POP507	Popcorn armless seat units with Universal arms and Beam components: 6717 (6 seats), 6500S3 (2 beams), 6507-T2 (1 table), 6500A9 (1 connector) and 6500A8 (8 arms)	3746
SID507	Sidero arm seat units with Beam components: 6930 (6 seats), 6500S3 (2 beams), 6507-T2 (1 table), 6500A9 (1 connector)	4396
VON507	Vion arm seat units with Beam components: 6342 (6 seats), 6500S3 (2 beams), 6507-T2 (1 table), 6500A9 (1 connector)	4720

*See next pages for individual model description, dimensions and starting list price.

DUT508 - Shown

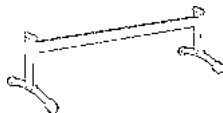


Approximate dimensions: 131"W x 78"D

Kit Layout	Description	Total (Grd. 1)
DUT508	Duet armless seat units with Beam components: 6691 (7 seats), 6500S3 (1 Beam), 6500S2 (2 Beams), 6507-T2 (2 Tables), 6500A9 (2 Connector), 6591B (2 Modules)	4638
POP508	Popcorn armless seat units with Beam components: 6717 (7 seats), 6500S3 (1 Beam), 6500S2 (2 Beams), 6507-T2 (2 Tables), 6500A9 (2 Connector), 6591B (2 Modules)	4820
SID508	Sidero armless seat units with Beam components: 6931 (7 seats), 6500S3 (1 Beam), 6500S2 (2 Beams), 6507-T2 (2 Tables), 6500A9 (2 Connector), 6591B (2 Modules)	6241
SON508	Sonic armless seat units with Beam components: 6501 (7 seats), 6500S3 (1 Beam), 6500S2 (2 Beams), 6507-T2 (2 Tables), 6500A9 (2 Connector), 6591B (2 Modules)	5170
VON507	Vion armless seat units with Beam components: 6340 (7 seats), 6500S3 (1 Beam), 6500S2 (2 Beams), 6507-T2 (2 Tables), 6500A9 (2 Connector), 6591B (2 Modules)	7193

*See next pages for individual model description, dimensions and starting list price.

DESCRIPTION	FEATURES	MODEL#	STANDARD FABRIC GRADES											
			1	2	3	4	5	6	7	8	9	10	11	12



Beam - Accommodates 2 Seats
COM Yardage: N/A
Freight Class: 250
Product Weight (lbs.): 37
Cubic Feet Per Carton: 11 (1 per carton)


Freestanding

6500S2	479	-	-	-	-	-	-	-	-	-	-	-	-
---------------	-----	---	---	---	---	---	---	---	---	---	---	---	---

OVERALL DIMENSIONS			SEAT DIMENSIONS			BACK DIMENSIONS	
W	D	H	W	D	H	W	H

49.5	24	16	-	-	-	-	-
------	----	----	---	---	---	---	---

RTA 00



Beam - Accommodates 3 Seats
COM Yardage: N/A
Freight Class: 250
Product Weight (lbs.): 43
Cubic Feet Per Carton: 16 (1 per carton)

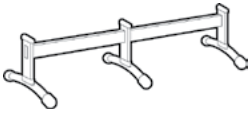




Freestanding

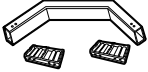






6500S3	553	-	-	-	-	-	-	-	-	-	-	-
---------------	-----	---	---	---	---	---	---	---	---	---	---	---









OVERALL DIMENSIONS			SEAT DIMENSIONS			BACK DIMENSIONS	
W	D	H	W	D	H	W	H







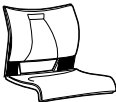






74	24	16	-	-	-	-	-
----	----	----	---	---	---	---	---









RTA 00


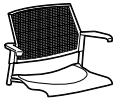





DESCRIPTION	FEATURES	MODEL#	STANDARD FABRIC GRADES													
			1	2	3	4	5	6	7	8	9	10	11	12		
 Beam - Accommodates 4 Seats COM Yardage: N/A Freight Class: 250 Product Weight (lbs.): 58 Cubic Feet Per Carton: 22 (1 per carton)	Freestanding	6500S4	773	-	-	-	-	-	-	-	-	-	-	-		
			OVERALL DIMENSIONS			SEAT DIMENSIONS			BACK DIMENSIONS							
			W	D	H	W	D	H	W	H						
			100	24	16	-	-	-	-	-						
			RTA 00													
 Beam Extender - Accommodates 2 Seats COM Yardage: N/A Freight Class: 85 Product Weight (lbs.): 36 Cubic Feet Per Carton: 10.5 (1 per carton)	Not Freestanding. Includes hardware.	6500A2	366	-	-	-	-	-	-	-	-	-	-	-		
			OVERALL DIMENSIONS			SEAT DIMENSIONS			BACK DIMENSIONS							
			W	D	H	W	D	H	W	H						
			47.5	24	16	-	-	-	-	-						
			RTA 00													
 Beam Extender - Accommodates 3 Seats COM Yardage: N/A Freight Class: 85 Product Weight (lbs.): 43 Cubic Feet Per Carton: 16 (1 per carton)	Not Freestanding Includes hardware.	6500A3	459	-	-	-	-	-	-	-	-	-	-	-		
			OVERALL DIMENSIONS			SEAT DIMENSIONS			BACK DIMENSIONS							
			W	D	H	W	D	H	W	H						
			72	24	16	-	-	-	-	-						
			RTA 00													
 Beam Extender - Accommodates 4 Seats COM Yardage: N/A Freight Class: 85 Product Weight (lbs.): 58 Cubic Feet Per Carton: 21.75 (1 per carton)	Not Freestanding. Includes hardware.	6500A4	690	-	-	-	-	-	-	-	-	-	-	-		
			OVERALL DIMENSIONS			SEAT DIMENSIONS			BACK DIMENSIONS							
			W	D	H	W	D	H	W	H						
			98	24	16	-	-	-	-	-						
			RTA 00													
 Universal Aluminum Arm w/Pad COM Yardage: N/A Freight Class: 85 Product Weight (lbs.): 3.5 Cubic Feet Per Carton: 0.5 (1 per carton)	Includes hardware.	6500A8	101	-	-	-	-	-	-	-	-	-	-	-		
			OVERALL DIMENSIONS			SEAT DIMENSIONS			BACK DIMENSIONS							
			W	D	H	W	D	H	W	H						
			2.5	10	14	-	-	-	-	-						
			RTA 00													



DESCRIPTION	FEATURES	MODEL#	STANDARD FABRIC GRADES												
			1	2	3	4	5	6	7	8	9	10	11	12	
 <p>Corner Connector Beam COM Yardage: N/A Freight Class: 85 Product Weight (lbs.): 9 Cubic Feet Per Carton: 0.07 (1 per carton)</p>	Not Freestanding. Includes hardware.	6500A9	200	-	-	-	-	-	-	-	-	-	-	-	-
		OVERALL DIMENSIONS			SEAT DIMENSIONS			BACK DIMENSIONS							
		W	D	H	W	D	H	W	H						
		1.75	24	3.25	-	-	-	-	-						
			RTA 00												
 <p>Bolt Down Kit COM Yardage: N/A Freight Class: 85 Product Weight (lbs.): 8 Cubic Feet Per Carton: .60 (1 per carton)</p>	Set of 4 brackets. Includes hardware.	6500BD	93	-	-	-	-	-	-	-	-	-	-	-	
		OVERALL DIMENSIONS			SEAT DIMENSIONS			BACK DIMENSIONS							
		W	D	H	W	D	H	W	H						
		17.75	17.75	1	-	-	-	-	-						
			RTA 00												
 <p>Power Module COM Yardage: N/A Freight Class: 85 Product Weight (lbs.): 3.2 Cubic Feet Per Carton: 0.5 (1 per carton)</p>	Under mount, 10 ft. cord. Black only.	6591B	385	-	-	-	-	-	-	-	-	-	-	-	
		OVERALL DIMENSIONS			SEAT DIMENSIONS			BACK DIMENSIONS							
		W	D	H	W	D	H	W	H						
		21	21	1	-	-	-	-	-						
			RTA 00												
 <p>End Table Top COM Yardage: N/A Freight Class: 85 Product Weight (lbs.): 8 Cubic Feet Per Carton: .60 (1 per carton)</p>	Includes hardware. Use on beams.	6507	216	-	-	-	-	-	-	-	-	-	-	-	
		OVERALL DIMENSIONS			SEAT DIMENSIONS			BACK DIMENSIONS							
		W	D	H	W	D	H	W	H						
		17.75	17.75	1	-	-	-	-	-						
			RTA 00												
 <p>Square Corner Table Top COM Yardage: N/A Freight Class: 85 Product Weight (lbs.): 14 Cubic Feet Per Carton: 1.9 (1 per carton)</p>	Includes hardware. Use on beams.	6507-T1	255	-	-	-	-	-	-	-	-	-	-	-	
		OVERALL DIMENSIONS			SEAT DIMENSIONS			BACK DIMENSIONS							
		W	D	H	W	D	H	W	H						
		21	21	1	-	-	-	-	-						
			RTA 00												

DESCRIPTION	FEATURES	MODEL#	STANDARD FABRIC GRADES											
			1	2	3	4	5	6	7	8	9	10	11	12
 <p>Radius Corner Table Top COM Yardage: N/A Freight Class: 85 Product Weight (lbs.): 14 Cubic Feet Per Carton: 1.9 (1 per carton)</p>	Includes hardware. Use on beams.	6507-T2	282	-	-	-	-	-	-	-	-	-	-	-
			OVERALL DIMENSIONS			SEAT DIMENSIONS			BACK DIMENSIONS					
			W	D	H	W	D	H	W	H				
			21	21	1	-	-	-	-	-				
		RTA 00												
 <p>Coffee Table COM Yardage: N/A Freight Class: 85 Product Weight (lbs.): 52 Cubic Feet Per Carton: 12.25 (1 per carton)</p>		6507-CT	625	-	-	-	-	-	-	-	-	-	-	
			OVERALL DIMENSIONS			SEAT DIMENSIONS			BACK DIMENSIONS					
			W	D	H	W	D	H	W	H				
			24	42	17.5	-	-	-	-	-				
		RTA 00												
 <p>Seat Unit w/Arms COM Yardage: N/A Freight Class: 250 Product Weight (lbs.): 19 Cubic Feet Per Carton: 4.88 (2 per carton)</p>	Duet Use with beams.	6690	271	-	-	-	-	-	-	-	-	-	-	
			OVERALL DIMENSIONS			SEAT DIMENSIONS			BACK DIMENSIONS					
			W	D	H	W	D	H	W	H				
			25.5	21	18	18	17.5	-	18	16				
		RTA 00												
 <p>Armless Seat Unit COM Yardage: N/A Freight Class: 150 Product Weight (lbs.): 18 Cubic Feet Per Carton: 3.25 (2 per carton)</p>	Duet Use with beams.	6691	199	-	-	-	-	-	-	-	-	-	-	
			OVERALL DIMENSIONS			SEAT DIMENSIONS			BACK DIMENSIONS					
			W	D	H	W	D	H	W	H				
			18	21	18	18	17.5	-	18	16				
		RTA 00												
 <p>Seat Unit w/Arms COM Yardage: 1 Freight Class: 250 Product Weight (lbs.): 19 Cubic Feet Per Carton: 4.88 (2 per carton)</p>	Duet Upholstered Seat. Use with beams.	6692	332	356	375	403	443	456	492	557	590	652	735	840
			OVERALL DIMENSIONS			SEAT DIMENSIONS			BACK DIMENSIONS					
			W	D	H	W	D	H	W	H				
			25.5	21	18	18	17.5	-	18	16				
		RTA 00												

DESCRIPTION	FEATURES	MODEL#	STANDARD FABRIC GRADES											
			1	2	3	4	5	6	7	8	9	10	11	12
 Armless Seat Unit COM Yardage: 1 Freight Class: 150 Product Weight (lbs.): 19 Cubic Feet Per Carton: 3.25 (2 per carton)	Duet Upholstered Seat. Use with beams.	6693	257	281	299	328	367	381	416	482	515	576	660	764
			OVERALL DIMENSIONS W D H			SEAT DIMENSIONS W D H			BACK DIMENSIONS W H					
			18	21	18	18	17.5	-	18	16				
			 											
 Seat Unit w/Arms COM Yardage: 1 Freight Class: 150 Product Weight (lbs.): 20 Cubic Feet Per Carton: 4.88 (2 per carton)	Duet Upholstered Seat and Back. Use with beams.	6697	351	375	393	422	461	475	510	576	609	670	754	858
			OVERALL DIMENSIONS W D H			SEAT DIMENSIONS W D H			BACK DIMENSIONS W H					
			25.5	21	18	18	17.5	-	18	16				
			 											
 Armless Seat Unit COM Yardage: 1 Freight Class: 150 Product Weight (lbs.): 19 Cubic Feet Per Carton: 3.25 (2 per carton)	Duet Upholstered Seat and Back. Use with beams.	6698	286	310	329	357	397	410	446	512	544	606	689	794
			OVERALL DIMENSIONS W D H			SEAT DIMENSIONS W D H			BACK DIMENSIONS W H					
			18	21	18	18	17.5	-	18	16				
			 											
 Armless Seat Unit COM Yardage: N/A Freight Class: 150 Product Weight (lbs.): 17 Cubic Feet Per Carton: 6.5 (2 per carton)	Popcorn Polypropylene Seat and Back. use with beam	6717	225	-	-	-	-	-	-	-	-	-	-	
			OVERALL DIMENSIONS W D H			SEAT DIMENSIONS W D H			BACK DIMENSIONS W H					
			20	21	18	18	18	-	19.5	16				
														
 Armless Seat Unit COM Yardage: 0.75 Freight Class: 150 Product Weight (lbs.): 18 Cubic Feet Per Carton: 6.5 (2 per carton)	Popcorn Upholstered Seat and Polypropylene Back. Use with beam.	6719	294	314	329	352	384	399	429	476	512	552	635	723
			OVERALL DIMENSIONS W D H			SEAT DIMENSIONS W D H			BACK DIMENSIONS W H					
			20	21	18	18	18	-	19.5	16				
														

DESCRIPTION	FEATURES	MODEL#	STANDARD FABRIC GRADES												
			1	2	3	4	5	6	7	8	9	10	11	12	
 <p>Seat Unit w/Arms COM Yardage: 1.25 Freight Class: 300 Product Weight (lbs.): 20 Cubic Feet Per Carton: 9.75</p>	<p>Sidero Upholstered Seat and Back. Use with beam.</p>	<p>6930</p>	468	500	526	564	618	643	692	770	831	898	1035	1182	
			OVERALL DIMENSIONS			SEAT DIMENSIONS			BACK DIMENSIONS						
			W	D	H	W	D	H	W	H					
			25.5	23.5	19	19.5	18	-	19	15.5					
			<p>RTA 00</p>												
 <p>Armless Seat Unit COM Yardage: 1.25 Freight Class: 300 Product Weight (lbs.): 18 Cubic Feet Per Carton: 9.75</p>	<p>Sidero Upholstered Seat and Back. Use with beam.</p>	<p>6931</p>	428	460	486	524	578	603	652	730	791	858	995	1142	
			OVERALL DIMENSIONS			SEAT DIMENSIONS			BACK DIMENSIONS						
			W	D	H	W	D	H	W	H					
			21	23.5	19	19.5	18	-	19	15.5					
			<p>RTA 00</p>												
 <p>Armless Seat Unit COM Yardage: N/A Freight Class: 250 Product Weight (lbs.): 12 Cubic Feet Per Carton: 3.25 (2 per carton)</p>	<p>Sonic Polypropylene Seat and Back. Use with Beam.</p>	<p>6501</p>	275	-	-	-	-	-	-	-	-	-	-	-	
			OVERALL DIMENSIONS			SEAT DIMENSIONS			BACK DIMENSIONS						
			W	D	H	W	D	H	W	H					
			20	21.5	17	17	16	-	17	15					
			<p>RTA 00 </p>												
 <p>Armless Seat Unit COM Yardage: 0.75 Freight Class: 250 Product Weight (lbs.): 12 Cubic Feet Per Carton: 3.25 (2 per carton)</p>	<p>Sonic Upholstered Seat and Polypropylene Back. Use with Beam.</p>	<p>6502</p>	308	327	341	363	396	405	434	485	510	559	625	708	
			OVERALL DIMENSIONS			SEAT DIMENSIONS			BACK DIMENSIONS						
			W	D	H	W	D	H	W	H					
			20	22	17	17	16	-	17	15					
			<p>RTA 00 </p>												
 <p>Armless Seat Unit COM Yardage: 0.75 Freight Class: 150 Product Weight (lbs.): 13 Cubic Feet Per Carton: 3.25 (2 per carton)</p>	<p>Sonic Upholstered Seat and Back. Use with Beam.</p>	<p>6503</p>	338	356	371	393	425	436	463	516	540	589	656	737	
			OVERALL DIMENSIONS			SEAT DIMENSIONS			BACK DIMENSIONS						
			W	D	H	W	D	H	W	H					
			20	22	17	17	16	-	17	15					
			<p>RTA 00 </p>												

DESCRIPTION	FEATURES	MODEL#	STANDARD FABRIC GRADES											
			1	2	3	4	5	6	7	8	9	10	11	12
 6504	 6504MB (Mesh Back)		322	-	-	-	-	-	-	-	-	-	-	-
			350	-	-	-	-	-	-	-	-	-	-	-
Seat Unit w/Arms COM Yardage: N/A Freight Class: 150 Product Weight (lbs.): 13 Cubic Feet Per Carton: 3.25 (2 per carton)			Sonic Polypropylene Seat. Use with Beam.			OVERALL DIMENSIONS W D H			SEAT DIMENSIONS W D H			BACK DIMENSIONS W H		
			23	21.5	17	17	16	-	17	15				
			RTA 00		ups									
 6505	 6505MB (Mesh Back)		353	371	386	408	440	450	479	530	555	603	670	753
			461	481	496	519	551	566	596	643	679	719	802	890
Seat Unit w/Arms COM Yardage: 0.75 Freight Class: 22 Product Weight (lbs.): 13 Cubic Feet Per Carton: 3.25 (2 per carton)			Sonic Upholstered Seat. Use with Beam.			OVERALL DIMENSIONS W D H			SEAT DIMENSIONS W D H			BACK DIMENSIONS W H		
			23	22	17	17	16	-	17	15				
			RTA 00		ups									
 6506			382	401	416	438	470	481	508	561	586	634	701	783
			OVERALL DIMENSIONS W D H			SEAT DIMENSIONS W D H			BACK DIMENSIONS W H					
Seat Unit w/Arms COM Yardage: 0.75 Freight Class: 150 Product Weight (lbs.): 14 Cubic Feet Per Carton: 3.25 (2 per carton)			Sonic Upholstered Seat and Back. Use with Beam.			23	22	17	17	16	-	17	15	
			RTA 00		ups									
 6340			564	590	610	641	684	704	744	806	854	908	1018	1136
			OVERALL DIMENSIONS W D H			SEAT DIMENSIONS W D H			BACK DIMENSIONS W H					
Armless Seat Unit COM Yardage: 1 Freight Class: 250 Product Weight (lbs.): 20 Cubic Feet Per Carton: 7.25			Vion Upholstered Seat and Mesh Back. Use with beam.			21	23.5	20.5	17.5	18	-	19	17	
			RTA 00											
 6341			657	689	715	753	807	832	881	960	1020	1087	1224	1371
			OVERALL DIMENSIONS W D H			SEAT DIMENSIONS W D H			BACK DIMENSIONS W H					
Armless Seat Unit COM Yardage: 1 Freight Class: 250 Product Weight (lbs.): 20 Cubic Feet Per Carton: 7.25			Vion Upholstered Seat and Back. Use with beam.			21	23.5	20.5	17.5	18	-	19	17	
			RTA 00											

DESCRIPTION	FEATURES	MODEL#	STANDARD FABRIC GRADES											
			1	2	3	4	5	6	7	8	9	10	11	12
 Seat Unit w/Arms COM Yardage: 1 Freight Class: 250 Product Weight (lbs.): 21 Cubic Feet Per Carton: 9.75	Vion Upholstered Seat and Mesh Back. Use with beam.	6342	522	548	568	599	642	662	702	764	812	866	976	1094
			OVERALL DIMENSIONS W D H			SEAT DIMENSIONS W D H			BACK DIMENSIONS W H					
			25.5	23.5	20.5	17.5	18	-	19	17				
			RTA 00											
 Seat Unit w/Arms COM Yardage: 1 Freight Class: 250 Product Weight (lbs.): 21 Cubic Feet Per Carton: 9.75	Vion Upholstered Seat and Back. Use with beam.	6343	603	635	661	699	753	778	827	905	966	1033	1170	1317
			OVERALL DIMENSIONS W D H			SEAT DIMENSIONS W D H			BACK DIMENSIONS W H					
			25.5	23.5	20.5	17.5	18	-	19	17				
			RTA 00											

CAPRICE™



model 3365 (TUN)



model 3365C (TUN)



model 3364



model 3370

STANDARD FEATURES

- Modern light scale guest seating.
- Durable molded armcaps in Black Only.
- Frame is standard in a Tungsten colored finish (TUN).
- Standard with Black "bullet style" glides. Models 3364 and 3364LM use "bullet style" glides on the front only.
- Non-castered models can be joined together using ganging clamp model 6522.
- C1 dual wheel carpet casters are standard on models 3365C and 3365CLM.
- Does not stack.

OPTIONAL FEATURES

- Frame optional in a Charcoal Grey (CHR) and Black (BK) finishes are available at no additional charge. Please Specify. A Chrome (CH) finish is also available. Add \$27.00 for side chairs. Add \$100.00 for counter and bar stools. Please Specify.
- Optional steel cushioned glides (B) are available. Add \$20.00. Please specify.
- For hard surface flooring casters, specify C9R. Add \$45.00
- Available in all standard GLOBAL carded Fabrics, Vinyls, and Leathers.



DESCRIPTION FEATURES MODEL# STANDARD FABRIC GRADES



Armchair Sled Base
COM Yardage: 1.25
Freight Class: 300
Product Weight (lbs.): 24
Cubic Feet Per Carton: 14.50

Does not stack.

MODEL#	STANDARD FABRIC GRADES											
	1	2	3	4	5	6	7	8	9	10	11	12
3364	659	690	714	752	804	823	869	956	998	1079	1189	1326
3364LM	-	-	-	-	805	-	-	958	1005	1081	1195	1332
Leather/Mock Leather												
OVERALL DIMENSIONS			SEAT DIMENSIONS			BACK DIMENSIONS						
W	D	H	W	D	H	W	H					
25	24	31.5	19.5	19.5	18.5	18	13					
RTA 00												



Armchair 4 Legged
COM Yardage: 1.25
Freight Class: 300
Product Weight (lbs.): 22
Cubic Feet Per Carton: 14.50

Does not stack.



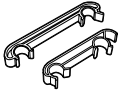

MODEL#	STANDARD FABRIC GRADES											
	1	2	3	4	5	6	7	8	9	10	11	12
3365	570	600	626	662	712	732	777	863	904	983	1091	1225
3365LM	-	-	-	-	718	-	-	866	913	987	1100	1235
Leather/Mock Leather												
OVERALL DIMENSIONS			SEAT DIMENSIONS			BACK DIMENSIONS						
W	D	H	W	D	H	W	H					
25	24	31.5	19.5	19.5	18.5	18	13					
RTA 00												



Armchair 4 Legged w/casters
COM Yardage: 1.25
Freight Class: 300
Product Weight (lbs.): 23
Cubic Feet Per Carton: 14.50

Does not stack.

MODEL#	STANDARD FABRIC GRADES											
	1	2	3	4	5	6	7	8	9	10	11	12
3365C	664	695	719	757	807	827	873	960	1002	1083	1193	1330
3365CLM	-	-	-	-	817	-	-	968	1015	1091	1205	1344
Leather/Mock Leather												
OVERALL DIMENSIONS			SEAT DIMENSIONS			BACK DIMENSIONS						
W	D	H	W	D	H	W	H					
25	23.5	32.5	19.5	18.5	18	18	14.5					
RTA 00												

DESCRIPTION	FEATURES	MODEL#	STANDARD FABRIC GRADES											
			1	2	3	4	5	6	7	8	9	10	11	12
 <p>Barstool - 4 Legged COM Yardage: 1.25 Freight Class: 300 Product Weight (lbs.): 32 Cubic Feet Per Carton: 20</p>	Does not stack.	3369	722	753	777	815	867	886	931	1018	1059	1141	1250	1388
		3369LM	-	-	-	-	834	-	-	986	1034	1110	1224	1360
		OVERALL DIMENSIONS			SEAT DIMENSIONS			BACK DIMENSIONS						
		W	D	H	W	D	H	W	H					
		25	26.5	45.5	19.5	19.5	30.5	18	13					
			RTA 00											
 <p>Counter Height Stool COM Yardage: 1.25 Freight Class: 300 Product Weight (lbs.): 25 Cubic Feet Per Carton: 17.50</p>	Does not stack.	3370	722	753	777	815	867	886	931	1018	1059	1141	1250	1388
		3370LM	-	-	-	-	834	-	-	986	1034	1110	1224	1360
		OVERALL DIMENSIONS			SEAT DIMENSIONS			BACK DIMENSIONS						
		W	D	H	W	D	H	W	H					
		25	26.5	38	19.5	19.5	24	18	13					
			RTA 00											
 <p>Ganging Brackets COM Yardage: N/A Freight Class: 70 Product Weight (lbs.): .07 Cubic Feet Per Carton: 1 (25 per Carton)</p>		6522	19	-	-	-	-	-	-	-	-	-	-	-
		OVERALL DIMENSIONS			SEAT DIMENSIONS			BACK DIMENSIONS						
		W	D	H	W	D	H	W	H					
		0.87	7.75	1.5	-	-	-	-	-					
					RTA 00 									

COMET™



model 2171 (BK)



model 2172 (TUN)



model 2174 (TUN)



model 2183 (BK)

STANDARD FEATURES

- Reinforced models incorporate welded corner gussets for additional strength and support.
- Heavy Duty models 2173 and 2174 use Ultracell seat foam for lasting comfort.
- Models 2171 and 2172 stack 5 high on floor or 8 high on dolly for easy storage.
- WS models have a wall saver frame design.
- For Dolly, specify model. See page 218.
- Models with corner gussets are not recommended for stacking due to their heavy duty design.
- Stacked chairs may leave frame impressions in chair(s) below.
- Frames are standard in Black (BK).
- Tables are available in Black (BK) Only. Tables for use only when mounted to 2 or more Comet chairs.
- Two ganging plates are packed at no charge with each table to attach to two chairs only. Order separately for additional chair-to-chair ganging.
- All Specifications and Pricing are for 1 chair.

OPTIONAL FEATURES

- An optional Tungsten (TUN) colored finish is available. No additional charge. Please Specify.
- Optional steel cushioned glides (B) are available on models 2171, 2172, 2173, 2174, 2183, and 2184. Add \$20.00. Please specify.
- Available in all standard GLOBAL carded fabrics with the EXCEPTION of Station (Grade 3) and Leather.
- For availability of chair series in Vinyl, please contact a Global Sales Representative.

DESCRIPTION FEATURES MODEL# STANDARD FABRIC GRADES



2171



2171WS

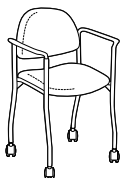
Nesting Chair

COM Yardage: 1
 Freight Class: 150
 Product Weight (lbs.):17
 Cubic Feet Per Carton: 3.92 (3 per carton)

Stacks 5 high on floor.
 Stacks 8 high on dolly.
 Ergonomic Features:
 M, N

	1	2	3	4	5	6	7	8	9	10	11	12
2171	228	252	272	300	341	358	391	460	494	559	643	752
2171WS Wall Saver	263	289	308	338	380	393	431	500	534	599	687	797

OVERALL DIMENSIONS			SEAT DIMENSIONS			BACK DIMENSIONS	
W	D	H	W	D	H	W	H
23	22	32.5	18	17	18.5	17.5	15



Reinforced Armchair w/casters

COM Yardage: 1
 Freight Class: 250
 Product Weight (lbs.): 14
 Cubic Feet Per Carton: 14.25 (1 per carton)

Does not stack.
 Ergonomic Features:
 M, N

	1	2	3	4	5	6	7	8	9	10	11	12
2171C	344	368	386	413	453	469	501	567	597	659	740	844

OVERALL DIMENSIONS			SEAT DIMENSIONS			BACK DIMENSIONS	
W	D	H	W	D	H	W	H
23	22	32.5	18	17.5	18.5	17	14



2172



2172WS

Armless Stacking Chair

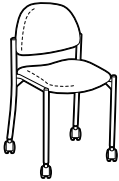

COM Yardage: 1
 Freight Class: 250
 Product Weight (lbs.):14
 Cubic Feet Per Carton: 14.25 (3 per carton)




Stacks 5 high on floor.
 Ergonomic Features:
 M, N




	1	2	3	4	5	6	7	8	9	10	11	12
2172	172	196	216	245	285	300	336	405	437	500	587	695
2172WS Wall Saver	208	234	253	283	324	339	377	446	479	544	632	741

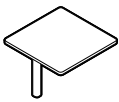

OVERALL DIMENSIONS			SEAT DIMENSIONS			BACK DIMENSIONS	
W	D	H	W	D	H	W	H
19	22	32.5	18	17.5	18.5	17.5	14





DESCRIPTION	FEATURES	MODEL#	STANDARD FABRIC GRADES													
			1	2	3	4	5	6	7	8	9	10	11	12		
 Reinforced Armless Chair w/casters COM Yardage: 1 Freight Class: 250 Product Weight (lbs.): 14 Cubic Feet Per Carton: 11.75 (3 per carton)	Does not stack. Ergonomic Features: M, N	2172C	283	306	323	352	389	404	438	503	536	596	678	780		
		OVERALL DIMENSIONS			SEAT DIMENSIONS			BACK DIMENSIONS								
		W	D	H	W	D	H	W	H							
			19	22	32.5	17.5	17.5	14	17	15						
			RTA 00													

DESCRIPTION	FEATURES	MODEL#	STANDARD FABRIC GRADES											
			1	2	3	4	5	6	7	8	9	10	11	12
  Reinforced Armchair COM Yardage: 1 Freight Class: 250 Product Weight (lbs.): 14 Cubic Feet Per Carton: 14.25 (3 per carton)	Does not stack. Ergonomic Features: M, N	2173	318	343	362	390	432	448	483	552	586	649	734	843
		2173WS	358	383	403	432	474	489	525	595	629	693	781	891
		OVERALL DIMENSIONS			SEAT DIMENSIONS			BACK DIMENSIONS						
			W	D	H	W	D	H	W	H				
			23	22	32	18	17.5	18.5	17.5	14				
			RTA 00											

DESCRIPTION	FEATURES	MODEL#	STANDARD FABRIC GRADES											
			1	2	3	4	5	6	7	8	9	10	11	12
  Reinforced Armless Chair COM Yardage: 1 Freight Class: 250 Product Weight (lbs.): 14.33 Cubic Feet Per Carton: 11.5 (3 per carton)	Does not stack. Ergonomic Features: M, N	2174	259	284	303	332	371	387	424	493	524	589	675	781
		2174WS	299	324	344	374	415	430	468	537	570	635	723	832
		OVERALL DIMENSIONS			SEAT DIMENSIONS			BACK DIMENSIONS						
			W	D	H	W	D	H	W	H				
			20	22	32	18	17	18.5	17.5	13.5				
			RTA 00											

DESCRIPTION	FEATURES	MODEL#	STANDARD FABRIC GRADES													
			1	2	3	4	5	6	7	8	9	10	11	12		
 Corner/Straight Table Square COM Yardage: N/A Freight Class: 70 Product Weight (lbs.): 24 Cubic Feet Per Carton: 1.30		2175	207	-	-	-	-	-	-	-	-	-	-	-		
		OVERALL DIMENSIONS			SEAT DIMENSIONS			BACK DIMENSIONS								
		W	D	H	W	D	H	W	H							
			18	18	17.5	-	-	-	-	-						
			RTA 8													

DESCRIPTION	FEATURES	MODEL#	STANDARD FABRIC GRADES													
			1	2	3	4	5	6	7	8	9	10	11	12		
 Ganging Plate COM Yardage: N/A Freight Class: 70 Product Weight (lbs.): 2.10 Cubic Feet Per Carton: .10		2176	53	-	-	-	-	-	-	-	-	-	-	-		
		OVERALL DIMENSIONS			SEAT DIMENSIONS			BACK DIMENSIONS								
		W	D	H	W	D	H	W	H							
			13.25	4.75	0.06	-	-	-	-	-						
			RTA 00													

DESCRIPTION	FEATURES	MODEL#	STANDARD FABRIC GRADES											
			1	2	3	4	5	6	7	8	9	10	11	12



Corner Table Radius
 COM Yardage: N/A
 Freight Class: 70
 Product Weight (lbs.): 23
 Cubic Feet Per Carton: 1.30

2178	207	-	-	-	-	-	-	-	-	-	-	-	-
Radius													

OVERALL DIMENSIONS			SEAT DIMENSIONS			BACK DIMENSIONS	
W	D	H	W	D	H	W	H

RTA 8



Corner Table Crescent
 COM Yardage: N/A
 Freight Class: 85
 Product Weight (lbs.): 43
 Cubic Feet Per Carton: 3.50

2179	291	-	-	-	-	-	-	-	-	-	-	-	-
Crescent													

OVERALL DIMENSIONS			SEAT DIMENSIONS			BACK DIMENSIONS	
W	D	H	W	D	H	W	H

RTA 8



Ganging Clamp
 COM Yardage: N/A
 Freight Class: 70
 Product Weight (lbs.): 1
 Cubic Feet Per Carton: 1

2180	19	-	-	-	-	-	-	-	-	-	-	-	-
-------------	----	---	---	---	---	---	---	---	---	---	---	---	---

OVERALL DIMENSIONS			SEAT DIMENSIONS			BACK DIMENSIONS	
W	D	H	W	D	H	W	H

RTA 00




Reinforced Armchair Square Back
 COM Yardage: 1
 Freight Class: 250
 Product Weight (lbs.): 15.33
 Cubic Feet Per Carton: 4.17 (3 per carton)

Does not stack.
 Ergonomic Features:
 M, N

2183	274	299	317	346	387	404	438	508	541	605	690	799
-------------	-----	-----	-----	-----	-----	-----	-----	-----	-----	-----	-----	-----

OVERALL DIMENSIONS			SEAT DIMENSIONS			BACK DIMENSIONS	
W	D	H	W	D	H	W	H

RTA 00



Reinforced Armless Chair Square Back
 COM Yardage: 1
 Freight Class: 250
 Product Weight (lbs.): 14.33
 Cubic Feet Per Carton: 4.17 (3 per carton)

Does not stack.
 Ergonomic Features:
 M, N

2184	216	240	259	288	329	343	381	448	480	544	630	737
-------------	-----	-----	-----	-----	-----	-----	-----	-----	-----	-----	-----	-----

OVERALL DIMENSIONS			SEAT DIMENSIONS			BACK DIMENSIONS	
W	D	H	W	D	H	W	H

RTA 00

DIPLOMAT






model 2105

STANDARD FEATURES

- A contoured seat and back are accented by wood arms providing comfort and classic styling.
- For commentary task chairs see page 42.
- Models 2105 and 2108 can be joined together using model 6526 ganging clamp.
- C1 casters are standard on tilter models.
- When upholstered in Leather or Leather Mock, models will be in all Leather or in all Leather Mock.
- Does not stack.

OPTIONAL FEATURES

- Frames are standard in a Black sandtex finish (BK). Optional Tungsten (TUN) frame finish at no upcharge and Chrome (CHM) frame finish, please add \$40.00.
- Wood capped arms are available in Absolute (AAM), Black (BKM), Cherry (ACM), Espresso Cafe (ECM), English Oak (EOM), Fruitwood (TFM), Gray (HGM), Honey (AHM), Mahogany (TMM), Maple (AVM), Medium Walnut (MWM), Night (ASM), Shaker Cherry (SKM), Walnut (TWM), WC Cream (WTM), White (WHM) and Winter Cherry (WCE). Please Specify. Genuine maple faced veneers and solids are used.
- Optional steel cushioned glides (B) on model 2105. Add \$17.00. Please specify.

DESCRIPTION	FEATURES	MODEL#	STANDARD FABRIC GRADES											
			1	2	3	4	5	6	7	8	9	10	11	12
 <p>Armchair Wood caps arms COM Yardage: 1.25 Freight Class: 250 Product Weight (lbs.): 20 Cubic Feet Per Carton: 11.75</p>	Does not stack. Ergonomic Features: M, N	2105	508	538	561	596	646	664	707	790	830	907	1012	1142
		OVERALL DIMENSIONS			SEAT DIMENSIONS			BACK DIMENSIONS						
		W	D	H	W	D	H	W	H					
		24	22	34.5	20.5	17	18.5	20.5	16					
		RTA 00												
 <p>Armless Side Chair COM Yardage: 1.25 Freight Class: 300 Product Weight (lbs.): 22 Cubic Feet Per Carton: 11.75</p>	Does not stack. Ergonomic Features: M, N	2108	359	389	413	451	503	522	568	655	698	778	888	1025
		OVERALL DIMENSIONS			SEAT DIMENSIONS			BACK DIMENSIONS						
		W	D	H	W	D	H	W	H					
		21.5	22	34.5	20.5	17	18.5	20.5	16					
		RTA 00												
 <p>Armless Barstool COM Yardage: 1.25 Freight Class: 250 Product Weight (lbs.): 30 Cubic Feet Per Carton: 14.75</p>	Does not stack. Ergonomic Features: M, N	2109	518	548	573	610	663	681	728	815	856	937	1047	1183
		OVERALL DIMENSIONS			SEAT DIMENSIONS			BACK DIMENSIONS						
		W	D	H	W	D	H	W	H					
		21	23.5	44.5	20	17	28	20.5	17.5					
		RTA 00												

DUET™



model 6620



model 6621G



model 6627



model 6632



model 6692 (2 units) on 6500S2 (Beam)

STANDARD FEATURES

- Unique high density seating that is both comfortable and durable.
- Tablet arms are extremely rugged and meets ANSI-BIFMA testing requirements. Tablet hinges up to allow ease of egress. Tablet slides forward and back to accommodate any body size comfortably. Tablet models do not stack.
- Standard tablet (D8) size is 18”D x 14 1/2”W and is made of black polymer. Tablets are attached at the left or right (as seated). Tablet arms are not available on stools.
- WS models have a wall saver frame design; the base touches the wall before the upper back to protect the wall from damage.
- Armless “G” models feature a patented interlocking feature that allows chairs to be ganged together in rows.
- Model 6626 ganging clamp set is available for use on all armchairs and standard armless models. These brackets snap on the front and rear of the sled base allowing these models to connect together in rows. In Black finish only.
- Clear polycarbonate glides (CG) are standard and suitable for carpet, rubber or concrete flooring.
- Weight capacity for this series is 300 lbs.
- (C1) dual wheel carpet casters are standard.
- Duet beam seating consists of upper seat units (models 6690, 6691, 6692, 6693, 6697 and 6698) including mounting brackets and all hardware necessary for attachment to beam.
- For all beam components, tables and a complete list of available upper seat units, see Beam Seating series.
- **Specifications and pricing are for 1 chair.**

OPTIONAL FEATURES

- Polypropylene seats, backs and coordinating arms are available in 10 designer colors. Choose from Asphalt Night (BLK), Caribbean Surf (CRS), Coffee Bean (CFB), Daffodil Day (DFD), Ivory Clouds (IVC), Latte Beige (LAB), Lip Smacker (LPS), Platinum (PLT), Sea Glass (SEG), and Tiger Orange (TIO).
- All shell colors are certified to pass the CAL-133 Certification.
- An optional 18 1/2”D x 18 1/2”W high pressure laminate writing tablet is available. The core is hardwood veneer plywood and the edge is bull nosed and finished in clear lacquer. This writing tablet is offered in the following finishes: Black (D1), Grey (D2), Constellation Java (D3), White (D4) and Tiger Maple (D5). Please specify. Add \$40.00 to list price on desired tablet model.
- Models can be upholstered in any standard Global fabric, vinyl or leather. Not available in leather/mock leather combination. Chairs will have additional stitch details when upholstered in vinyl.
- A selection of glide options is available. Glid must be chosen to best suit flooring type and site conditions.
- Glides with felt pads (FG) are available for vinyl sheet, cork or laminate flooring, please specify. Add \$20.00.
- Glides with rubber pads (RG) are available for vinyl, hardwood, laminate, stone or ceramic flooring, please specify. Add \$20.00.
- Glides with stainless steel pads (SG) are available for carpet or rubber flooring, please specify. Add \$20.00
- For hard surface flooring casters, please specify (C9R). Add \$63.00.

	Duet Chairs Stacking Capability		Duet Stools Stacking Capability	
	Stacking on floor	Stacking on dolly #6624	Stacking on floor	Stacking on dolly
Armless				
Polypropylene seat & back	up to 12 high	up to 40* high	up to 8 high	N/A
Polypropylene back & upholstered seat	up to 5 high	Not Recommended due to stability issues	up to 5 high	N/A
Upholstered seat & back	up to 5 high	Not Recommended due to stability issues	up to 3 high	N/A
With Arms				
Polypropylene seat & back	up to 5 high	up to 24 high	up to 5 high	N/A
Polypropylene back & upholstered seat	up to 5 high	Not Recommended due to stability issues	up to 5 high	N/A
Upholstered seat & back	up to 5 high	Not Recommended due to stability issues	up to 3 high	N/A






* THROUGH 80" DOORWAY, STACKS 36 HIGH

DESCRIPTION	FEATURES	MODEL#	STANDARD FABRIC GRADES												
			1	2	3	4	5	6	7	8	9	10	11	12	
		6620	234	-	-	-	-	-	-	-	-	-	-	-	-
			OVERALL DIMENSIONS			SEAT DIMENSIONS			BACK DIMENSIONS						
			W	D	H	W	D	H	W	H					
			25.5	22.75	33.25	18	17.5	16.5	18	16					

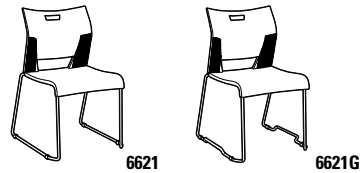
ArmChair
 COM Yardage: N/A
 Freight Class: 150
 Product Weight (lbs.):19
 Cubic Feet Per Carton: 18.5 (4 per carton)

Stacks 5 high on floor.
 Stacks 24 high on dolly.



DESCRIPTION	FEATURES	MODEL#	STANDARD FABRIC GRADES											
			1	2	3	4	5	6	7	8	9	10	11	12
 <p>Armchair w/Bookrack COM Yardage: N/A Freight Class: 300 Product Weight (lbs.): 25 Cubic Feet Per Carton: 13.25 (1 per carton)</p>	Does not stack.	6620B	330	-	-	-	-	-	-	-	-	-	-	-
			OVERALL DIMENSIONS			SEAT DIMENSIONS			BACK DIMENSIONS					
		W	D	H	W	D	H	W	H					
		25.5	22.75	33.25	18	17.5	16.5	18	16					
			RTA 00											
 <p>Armchair w/Back pack rack COM Yardage: N/A Freight Class: 300 Product Weight (lbs.): 25 Cubic Feet Per Carton: 13.25 (1 per carton)</p>	Does not stack.	6620P	344	-	-	-	-	-	-	-	-	-	-	
			OVERALL DIMENSIONS			SEAT DIMENSIONS			BACK DIMENSIONS					
		W	D	H	W	D	H	W	H					
		25.5	22.75	33.25	18	17.5	16.5	18	16					
			RTA 00											
 <p>Armchair w/Tablet COM Yardage: N/A Freight Class: 150 Product Weight (lbs.): 33 Cubic Feet Per Carton: 8 (2 per carton)</p>	Does not stack.	6620TR 6620TL	459	-	-	-	-	-	-	-	-	-	-	
			OVERALL DIMENSIONS			SEAT DIMENSIONS			BACK DIMENSIONS					
		W	D	H	W	D	H	W	H					
		26.25	27.75	33.25	18	17.5	16.5	18	16					
			RTA 00											
 <p>Armchair w/Tablet and Bookrack COM Yardage: N/A Freight Class: 250 Product Weight (lbs.): 34 Cubic Feet Per Carton: 16.25 (1 per carton)</p>	Does not stack.	6620TRB 6620TLB	558	-	-	-	-	-	-	-	-	-	-	
			OVERALL DIMENSIONS			SEAT DIMENSIONS			BACK DIMENSIONS					
		W	D	H	W	D	H	W	H					
		26.25	27.75	33.25	18	17.5	16.5	18	16					
			RTA 00											
 <p>Armchair w/Tablet and Back pack rack COM Yardage: N/A Freight Class: 250 Product Weight (lbs.): 34 Cubic Feet Per Carton: 16.25 (1 per carton)</p>	Does not stack.	6620TRP 6620TLP	572	-	-	-	-	-	-	-	-	-	-	
			OVERALL DIMENSIONS			SEAT DIMENSIONS			BACK DIMENSIONS					
		W	D	H	W	D	H	W	H					
		26.25	27.75	33.25	18	17.5	16.5	18	16					
			RTA 00											

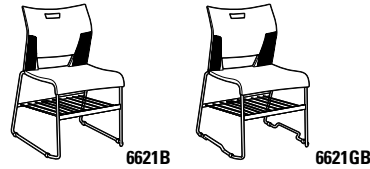
DESCRIPTION	FEATURES	MODEL#	STANDARD FABRIC GRADES											
-------------	----------	--------	------------------------	--	--	--	--	--	--	--	--	--	--	--



Armless Chair
 COM Yardage: N/A
 Freight Class: 150
 Product Weight (lbs.): 18
 Cubic Feet Per Carton: 14 (4 per carton)

Stacks 36 high on floor.
 Stacks 40 high on dolly.

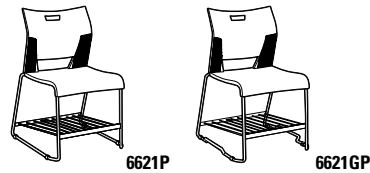
MODEL#	STANDARD FABRIC GRADES											
	1	2	3	4	5	6	7	8	9	10	11	12
6621	166	-	-	-	-	-	-	-	-	-	-	-
6621G Ganging	176	-	-	-	-	-	-	-	-	-	-	-
OVERALL DIMENSIONS			SEAT DIMENSIONS			BACK DIMENSIONS						
W	D	H	W	D	H	W	H					
20.75	22.75	33.25	18	17.5	17	18	16					
<div style="display: flex; justify-content: space-between;"> RTA 00 </div>												



Armless chair w/Bookrack
 COM Yardage: N/A
 Freight Class: 250
 Product Weight (lbs.): 25
 Cubic Feet Per Carton: 11.25 (1 per carton)

Does not stack.

MODEL#	STANDARD FABRIC GRADES											
	1	2	3	4	5	6	7	8	9	10	11	12
6621B	258	-	-	-	-	-	-	-	-	-	-	-
6621GB Ganging	271	-	-	-	-	-	-	-	-	-	-	-
OVERALL DIMENSIONS			SEAT DIMENSIONS			BACK DIMENSIONS						
W	D	H	W	D	H	W	H					
20.75	22.75	33.25	18	17.5	16.5	18	16					
<div style="display: flex; justify-content: space-between;"> RTA 00 </div>												



Armless Chair w/Back pack rack
 COM Yardage: N/A
 Freight Class: 250
 Product Weight (lbs.): 25
 Cubic Feet Per Carton: 11.25 (1 per carton)

Does not stack.

MODEL#	STANDARD FABRIC GRADES											
	1	2	3	4	5	6	7	8	9	10	11	12
6621P	272	-	-	-	-	-	-	-	-	-	-	-
6621GP Ganging	285	-	-	-	-	-	-	-	-	-	-	-
OVERALL DIMENSIONS			SEAT DIMENSIONS			BACK DIMENSIONS						
W	D	H	W	D	H	W	H					
20.75	22.75	33.25	18	17.5	16.5	18	16					
<div style="display: flex; justify-content: space-between;"> RTA 00 </div>												



Armless Chair w/Tablet
 COM Yardage: N/A
 Freight Class: 150
 Product Weight (lbs.): 26
 Cubic Feet Per Carton: 8 (2 per carton)

Does not stack.






MODEL#	STANDARD FABRIC GRADES											
	1	2	3	4	5	6	7	8	9	10	11	12
6621TR	383	-	-	-	-	-	-	-	-	-	-	-
6621TL												
OVERALL DIMENSIONS			SEAT DIMENSIONS			BACK DIMENSIONS						
W	D	H	W	D	H	W	H					
24.5	27.75	33.25	18	17.5	16.5	18	16					
<div style="display: flex; justify-content: space-between;"> RTA 00 </div>												





Armless Chair w/Tablet and Bookrack
 COM Yardage: N/A
 Freight Class: 300
 Product Weight (lbs.): 27
 Cubic Feet Per Carton: 16.25 (1 per carton)

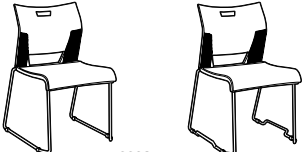
Does not stack.


MODEL#	STANDARD FABRIC GRADES											
	1	2	3	4	5	6	7	8	9	10	11	12
6621TRB	477	-	-	-	-	-	-	-	-	-	-	-
6621TLB												
OVERALL DIMENSIONS			SEAT DIMENSIONS			BACK DIMENSIONS						
W	D	H	W	D	H	W	H					
24.5	27.75	33.25	18	17.5	16.5	18	16					
<div style="display: flex; justify-content: space-between;"> RTA 00 </div>												


DESCRIPTION	FEATURES	MODEL#	STANDARD FABRIC GRADES											
			1	2	3	4	5	6	7	8	9	10	11	12
 <p>Armless Chair w/Tablet and Back pack rack COM Yardage: N/A Freight Class: 300 Product Weight (lbs.): 27 Cubic Feet Per Carton: 16.25 (1 per carton)</p>	Does not stack.	6621TRP 6621TLP	492	-	-	-	-	-	-	-	-	-	-	-
			OVERALL DIMENSIONS			SEAT DIMENSIONS			BACK DIMENSIONS					
		W	D	H	W	D	H	W	H					
		24.5	27.75	33.25	18	17.5	16.5	18	16					
			RTA 00											
 <p>Armchair COM Yardage: 1 Freight Class: 150 Product Weight (lbs.): 25 Cubic Feet Per Carton: 22.25 (4 per carton)</p>	Upholstered Seat. Stacks 5 high on floor.	6622	304	328	347	375	414	429	463	530	562	623	707	812
			OVERALL DIMENSIONS			SEAT DIMENSIONS			BACK DIMENSIONS					
		W	D	H	W	D	H	W	H					
		25.5	23	33.25	18	17.5	17	18	16					
			RTA 00											
 <p>Armchair w/Bookrack COM Yardage: 1 Freight Class: 250 Product Weight (lbs.): 29 Cubic Feet Per Carton: 13.25 (1 per carton)</p>	Upholstered Seat. Does not stack.	6622B	404	429	449	478	520	534	571	641	675	739	827	937
			OVERALL DIMENSIONS			SEAT DIMENSIONS			BACK DIMENSIONS					
		W	D	H	W	D	H	W	H					
		25.5	23	33.25	18	17.5	17	18	16					
			RTA 00											
 <p>Armchair w/Back pack rack COM Yardage: 1 Freight Class: 250 Product Weight (lbs.): 29 Cubic Feet Per Carton: 13.25 (1 per carton)</p>	Upholstered Seat. Does not stack.	6622P	420	445	464	494	536	549	587	656	690	755	843	952
			OVERALL DIMENSIONS			SEAT DIMENSIONS			BACK DIMENSIONS					
		W	D	H	W	D	H	W	H					
		25.5	23	33.25	18	17.5	17	18	16					
			RTA 00											
 <p>Armchair w/Tablet COM Yardage: 1 Freight Class: 250 Product Weight (lbs.): 27 Cubic Feet Per Carton: 16 (2 per carton)</p>	Upholstered Seat. Does not stack. Must specify (L) Left or (R) Right Tablet.	6622TR 6622TL	538	565	586	617	662	678	717	792	828	897	991	1109
			OVERALL DIMENSIONS			SEAT DIMENSIONS			BACK DIMENSIONS					
		W	D	H	W	D	H	W	H					
		26.25	27.75	33.25	18	17.5	17	18	15.5					
			RTA 00											




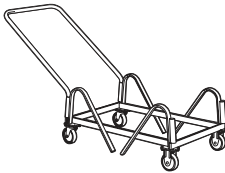



DESCRIPTION	FEATURES	MODEL#	STANDARD FABRIC GRADES												
			1	2	3	4	5	6	7	8	9	10	11	12	
 <p>Armchair w/Tablet and Bookrack COM Yardage: 1 Freight Class: 250 Product Weight (lbs.): 37 Cubic Feet Per Carton: 16.25 (1 per carton)</p>	Upholstered Seat. Does not stack.	6622TRB	640	667	688	719	764	780	819	894	930	999	1093	1211	
		6622TLB													
		OVERALL DIMENSIONS			SEAT DIMENSIONS			BACK DIMENSIONS							
			W	D	H	W	D	H	W	H					
			26.25	27.75	33.25	18	17.5	17	18	15.5					
			RTA 00												


DESCRIPTION	FEATURES	MODEL#	STANDARD FABRIC GRADES												
			1	2	3	4	5	6	7	8	9	10	11	12	
 <p>Armchair w/Tablet and Back pack rack COM Yardage: 1 Freight Class: 250 Product Weight (lbs.): 37 Cubic Feet Per Carton: 16.25 (1 per carton)</p>	Upholstered Seat. Does not stack.	6622TRP	655	682	703	734	779	795	834	909	945	1014	1108	1226	
		6622TLP													
		OVERALL DIMENSIONS			SEAT DIMENSIONS			BACK DIMENSIONS							
			W	D	H	W	D	H	W	H					
			26.25	27.75	33.25	18	17.5	17	18	15.5					
			RTA 00												

DESCRIPTION	FEATURES	MODEL#	STANDARD FABRIC GRADES											
			1	2	3	4	5	6	7	8	9	10	11	12
 <p>Armless Chair COM Yardage: 1 Freight Class: 150 Product Weight (lbs.): 23.75 Cubic Feet Per Carton: 18.5 (4 per carton)</p>	Upholstered Seat. Stacks 5 high on floor.	6623	231	255	274	302	341	356	390	457	489	550	634	739
		6623G Ganging	249	273	292	320	359	374	408	475	507	568	652	757
		OVERALL DIMENSIONS			SEAT DIMENSIONS			BACK DIMENSIONS						
			W	D	H	W	D	H	W	H				
			20.5	23	33.25	18	17.5	17	18	16				
			RTA 00											


DESCRIPTION	FEATURES	MODEL#	STANDARD FABRIC GRADES											
			1	2	3	4	5	6	7	8	9	10	11	12
 <p>Armless chair w/Bookrack COM Yardage: 1 Freight Class: 250 Product Weight (lbs.): 28 Cubic Feet Per Carton: 11.25 (1 per carton)</p>	Upholstered Seat. Does not stack.	6623B	328	354	373	403	445	458	496	565	599	664	752	862
		6623GB Ganging	346	371	391	422	463	477	515	584	618	683	771	880
		OVERALL DIMENSIONS			SEAT DIMENSIONS			BACK DIMENSIONS						
			W	D	H	W	D	H	W	H				
			20.5	23	33.25	18	17.5	17	18	16				
			RTA 00											

DESCRIPTION	FEATURES	MODEL#	STANDARD FABRIC GRADES											
			1	2	3	4	5	6	7	8	9	10	11	12
 <p>Armless Chair w/Back pack rack COM Yardage: 1 Freight Class: 250 Product Weight (lbs.): 28 Cubic Feet Per Carton: 11.25 (1 per carton)</p>	Upholstered Seat. Does not stack.	6623P	342	367	387	416	458	473	510	579	613	678	765	875
		6623GP Ganging	362	387	407	436	478	493	530	599	633	698	785	895
		OVERALL DIMENSIONS			SEAT DIMENSIONS			BACK DIMENSIONS						
			W	D	H	W	D	H	W	H				
			20.5	23	33.25	18	17.5	17	18	16				
			RTA 00											


DESCRIPTION	FEATURES	MODEL#	STANDARD FABRIC GRADES											
			1	2	3	4	5	6	7	8	9	10	11	12
 <p>Armless Chair w/ Tablet COM Yardage: 1 Freight Class: 250 Product Weight (lbs.): 29 Cubic Feet Per Carton: 16 (2 per carton)</p>	Upholstered Seat. Does not stack.	6623TR 6623TL	457	484	505	536	581	597	636	711	747	816	910	1028
			OVERALL DIMENSIONS			SEAT DIMENSIONS			BACK DIMENSIONS					
			W	D	H	W	D	H	W	H				
			24.5	27.75	33.25	18	17.5	17	18	15.5				
			RTA 00											
 <p>Armless Chair w/ Tablet and Bookrack COM Yardage: 1 Freight Class: 250 Product Weight (lbs.): 30 Cubic Feet Per Carton: 16.25 (1 per carton)</p>	Upholstered Seat. Does not stack.	6623TRB 6623TLB	556	583	604	635	680	696	735	810	846	915	1009	1127
			OVERALL DIMENSIONS			SEAT DIMENSIONS			BACK DIMENSIONS					
			W	D	H	W	D	H	W	H				
			24.5	27.75	33.25	18	17.5	17	18	15.5				
			RTA 00											
 <p>Armless Chair w/ Tablet and Back pack rack COM Yardage: 1 Freight Class: 250 Product Weight (lbs.): 35 Cubic Feet Per Carton: 16.25 (1 per carton)</p>	Upholstered Seat. Does not stack.	6623TRP 6623TLP	571	598	619	650	695	711	750	825	861	930	1024	1142
			OVERALL DIMENSIONS			SEAT DIMENSIONS			BACK DIMENSIONS					
			W	D	H	W	D	H	W	H				
			24.5	27.75	33.25	18	17.5	17	18	15.5				
			RTA 00											
 <p>Dolly COM Yardage: N/A Freight Class: 150 Product Weight (lbs.): 40 Cubic Feet Per Carton: 9.50 (1 per carton)</p>			6624	495	-	-	-	-	-	-	-	-	-	-
	OVERALL DIMENSIONS			SEAT DIMENSIONS			BACK DIMENSIONS							
	W	D		H	W	D	H	W	H					
	22.5	51		38.25	-	-	-	-	-					
			RTA 1 											
 <p>Ganging Clamp Set - 2 Clamps COM Yardage: N/A Freight Class: 70 Product Weight (lbs.): .30 Cubic Feet Per Carton: .04 (1 set per carton)</p>			6626	17	-	-	-	-	-	-	-	-	-	-
	OVERALL DIMENSIONS			SEAT DIMENSIONS			BACK DIMENSIONS							
	W	D		H	W	D	H	W	H					
	1	6.5		0.75	-	-	-	-	-					
			RTA 00 											

DESCRIPTION	FEATURES	MODEL#	STANDARD FABRIC GRADES											
			1	2	3	4	5	6	7	8	9	10	11	12
	Upholstered Seat and Back. Stacks 5 high on floor. Stacks 16 high on dolly.	6627	335	378	398	426	469	482	519	589	622	687	775	886
			OVERALL DIMENSIONS			SEAT DIMENSIONS			BACK DIMENSIONS					
			W	D	H	W	D	H	W	H				
			25.5	23	33.25	18	17.5	17	18	16				
			RTA 00											


Armchair
COM Yardage: 1
Freight Class: 150
Product Weight (lbs.): 27
Cubic Feet Per Carton: 22.25 (4 per carton)

DESCRIPTION	FEATURES	MODEL#	STANDARD FABRIC GRADES											
			1	2	3	4	5	6	7	8	9	10	11	12
	Upholstered Seat and Back. Does not stack.	6627B	435	460	480	510	552	566	603	672	707	772	859	969
			OVERALL DIMENSIONS			SEAT DIMENSIONS			BACK DIMENSIONS					
			W	D	H	W	D	H	W	H				
			25.5	23	33.25	18	17.5	17	18	16				
			RTA 00											


Armchair w/Bookrack
COM Yardage: 1
Freight Class: 250
Product Weight (lbs.): 31
Cubic Feet Per Carton: 13.25 (1 per carton)

DESCRIPTION	FEATURES	MODEL#	STANDARD FABRIC GRADES											
			1	2	3	4	5	6	7	8	9	10	11	12
	Upholstered Seat and Back. Does not stack.	6627P	452	477	497	526	568	583	620	689	723	787	875	985
			OVERALL DIMENSIONS			SEAT DIMENSIONS			BACK DIMENSIONS					
			W	D	H	W	D	H	W	H				
			25.5	23	33.25	18	17.5	17	18	16				
			RTA 00											


Armchair w/Back pack rack
COM Yardage: 1
Freight Class: 250
Product Weight (lbs.): 31
Cubic Feet Per Carton: 13.25 (1 per carton)


DESCRIPTION	FEATURES	MODEL#	STANDARD FABRIC GRADES											
			1	2	3	4	5	6	7	8	9	10	11	12
	Upholstered Seat and Back. Does not stack.	6627TR 6627TL	573	600	621	652	697	713	752	827	863	932	1026	1144
			OVERALL DIMENSIONS			SEAT DIMENSIONS			BACK DIMENSIONS					
			W	D	H	W	D	H	W	H				
			26.25	27.75	33.25	18	17	17	18	15.5				
			RTA 00											


Armchair w/Tablet
COM Yardage: 1
Freight Class: 250
Product Weight (lbs.): 32
Cubic Feet Per Carton: 16 (2 per carton)


DESCRIPTION	FEATURES	MODEL#	STANDARD FABRIC GRADES											
			1	2	3	4	5	6	7	8	9	10	11	12
	Upholstered Seat and Back. Does not stack.	6627TRB 6627TLB	676	703	724	755	800	816	855	930	966	1035	1129	1247
			OVERALL DIMENSIONS			SEAT DIMENSIONS			BACK DIMENSIONS					
			W	D	H	W	D	H	W	H				
			26.25	27.75	33.25	18	17	17	18	15.5				
			RTA 00											


Armchair w/Tablet and Bookrack
COM Yardage: 1
Freight Class: 250
Product Weight (lbs.): 34
Cubic Feet Per Carton: 16.25 (1 per carton)


DESCRIPTION	FEATURES	MODEL#	STANDARD FABRIC GRADES														
			1	2	3	4	5	6	7	8	9	10	11	12			
	Upholstered Seat and Back. Does not stack.	6627TRP 6627TLP	692	719	740	771	816	832	871	946	982	1051	1145	1263			
			OVERALL DIMENSIONS			SEAT DIMENSIONS			BACK DIMENSIONS								
			W	D	H	W	D	H	W	H							
			26.25	27.75	33.25	18	17	17	18	15.5							
			RTA 00														


DESCRIPTION	FEATURES	MODEL#	STANDARD FABRIC GRADES														
			1	2	3	4	5	6	7	8	9	10	11	12			
	Upholstered Seat and Back. Stacks 5 high on floor.	6628 6628G Ganging	272	312	332	360	403	417	453	523	557	621	709	820			
			OVERALL DIMENSIONS			SEAT DIMENSIONS			BACK DIMENSIONS								
			W	D	H	W	D	H	W	H							
			20.5	23.	33.25	18	17	17	18	15.5							
			RTA 00														


DESCRIPTION	FEATURES	MODEL#	STANDARD FABRIC GRADES														
			1	2	3	4	5	6	7	8	9	10	11	12			
	Upholstered Seat and Back. Does not stack.	6628B 6628GB Ganging	374	400	420	449	491	504	542	611	645	710	798	908			
			OVERALL DIMENSIONS			SEAT DIMENSIONS			BACK DIMENSIONS								
			W	D	H	W	D	H	W	H							
			20.5	23.	33.25	18	17	17	18	15.5							
			RTA 00														


DESCRIPTION	FEATURES	MODEL#	STANDARD FABRIC GRADES														
			1	2	3	4	5	6	7	8	9	10	11	12			
	Upholstered Seat and Back. Does not stack.	6628P 6628GP Ganging	389	414	434	464	505	520	557	626	661	725	812	922			
			OVERALL DIMENSIONS			SEAT DIMENSIONS			BACK DIMENSIONS								
			W	D	H	W	D	H	W	H							
			20.5	23.	33.25	18	17	17	18	15.5							
			RTA 00														


DESCRIPTION	FEATURES	MODEL#	STANDARD FABRIC GRADES														
			1	2	3	4	5	6	7	8	9	10	11	12			
	Upholstered Seat and Back. Does not stack.	6628TR 6628TL	512	539	560	591	636	652	691	766	802	871	965	1083			
			OVERALL DIMENSIONS			SEAT DIMENSIONS			BACK DIMENSIONS								
			W	D	H	W	D	H	W	H							
			24.5	27.75	33.25	18	17	17	18	15.5							
			RTA 00														


DESCRIPTION	FEATURES	MODEL#	STANDARD FABRIC GRADES											
			1	2	3	4	5	6	7	8	9	10	11	12
	Upholstered Seat and Back. Does not stack.	6628TRB 6628TLB	616	643	664	695	740	756	795	870	906	975	1069	1187
			OVERALL DIMENSIONS			SEAT DIMENSIONS			BACK DIMENSIONS					
			W	D	H	W	D	H	W	H				
<p>Armless Chair w/Tablet and Bookrack COM Yardage: 1 Freight Class: 250 Product Weight (lbs.): 38 Cubic Feet Per Carton: 16.25 (1 per carton)</p>			24.5	16.25	33.25	18	17	17	18	15.5				
			RTA 00											


DESCRIPTION	FEATURES	MODEL#	STANDARD FABRIC GRADES											
			1	2	3	4	5	6	7	8	9	10	11	12
	Upholstered Seat and Back. Does not stack.	6628TRP 6628TLP	633	660	681	712	757	773	812	887	923	992	1086	1204
			OVERALL DIMENSIONS			SEAT DIMENSIONS			BACK DIMENSIONS					
			W	D	H	W	D	H	W	H				
<p>Armless Chair w/Tablet and Back pack rack COM Yardage: 1 Freight Class: 250 Product Weight (lbs.): 38 Cubic Feet Per Carton: 16.25 (1 per carton)</p>			24.5	27.75	33.25	18	17	17	18	15.5				
			RTA 00											


DESCRIPTION	FEATURES	MODEL#	STANDARD FABRIC GRADES											
			1	2	3	4	5	6	7	8	9	10	11	12
	Stacks 5 high on floor.	6630	410	-	-	-	-	-	-	-	-	-	-	-
			OVERALL DIMENSIONS			SEAT DIMENSIONS			BACK DIMENSIONS					
			W	D	H	W	D	H	W	H				
<p>Barstool with Arms COM Yardage: N/A Freight Class: 250 Product Weight (lbs.): 30 Cubic Feet Per Carton: 10.75 (2 per carton)</p>			25.5	23.5	45	18	17.5	29.5	18	16				
			RTA 00											


DESCRIPTION	FEATURES	MODEL#	STANDARD FABRIC GRADES											
			1	2	3	4	5	6	7	8	9	10	11	12
	Stacks 8 high on floor.	6631	305	-	-	-	-	-	-	-	-	-	-	-
			OVERALL DIMENSIONS			SEAT DIMENSIONS			BACK DIMENSIONS					
			W	D	H	W	D	H	W	H				
<p>Armless Barstool COM Yardage: N/A Freight Class: 250 Product Weight (lbs.): 29 Cubic Feet Per Carton: 8.75 (2 per carton)</p>			20.75	23.5	45	18	17.5	29.5	18	16				
			RTA 00											


DESCRIPTION	FEATURES	MODEL#	STANDARD FABRIC GRADES											
			1	2	3	4	5	6	7	8	9	10	11	12
	Upholstered Seat Stacks 5 high on floor	6632	474	498	517	546	586	599	635	701	733	795	878	983
			OVERALL DIMENSIONS			SEAT DIMENSIONS			BACK DIMENSIONS					
			W	D	H	W	D	H	W	H				
<p>Barstool with Arms COM Yardage: 1 Freight Class: 250 Product Weight (lbs.): 31 Cubic Feet Per Carton: 21.5 (2 per carton)</p>			25.5	23.5	45	18	17.5	30	18	15.5				
			RTA 00											







DESCRIPTION	FEATURES	MODEL#	STANDARD FABRIC GRADES													
			1	2	3	4	5	6	7	8	9	10	11	12		
 Armless Barstool COM Yardage: 1 Freight Class: 250 Product Weight (lbs.): 30 Cubic Feet Per Carton: 17.5 (2 per carton)	Upholstered Seat. Stacks 5 high on floor.	6633	366	390	409	437	477	491	526	592	624	686	770	874		
			OVERALL DIMENSIONS			SEAT DIMENSIONS			BACK DIMENSIONS							
			W	D	H	W	D	H	W	H						
			20.75	23.5	45	18	17.5	30	18	15.5						
			RTA 00													
















DESCRIPTION	FEATURES	MODEL#	STANDARD FABRIC GRADES													
			1	2	3	4	5	6	7	8	9	10	11	12		
 Barstool with Arms COM Yardage: 1 Freight Class: 250 Product Weight (lbs.): 31.50 Cubic Feet Per Carton: 10.75 (2 per carton)	Upholstered Seat and Back. Stacks 3 high on floor.	6637	501	525	544	573	613	626	662	728	760	822	905	1010		
			OVERALL DIMENSIONS			SEAT DIMENSIONS			BACK DIMENSIONS							
			W	D	H	W	D	H	W	H						
			25.5	23.5	45	18	17.5	30	18	15.5						
			RTA 00													


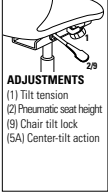


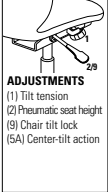


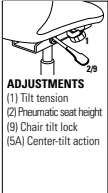


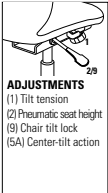


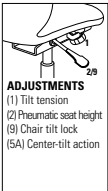

DESCRIPTION	FEATURES	MODEL#	STANDARD FABRIC GRADES													
			1	2	3	4	5	6	7	8	9	10	11	12		
 Armless Barstool COM Yardage: 1 Freight Class: 250 Product Weight (lbs.): 30.50 Cubic Feet Per Carton: 8.75 (2 per carton)	Upholstered Seat and Back. Stacks 3 high on floor.	6638	429	453	472	500	540	553	589	655	687	749	832	937		
			OVERALL DIMENSIONS			SEAT DIMENSIONS			BACK DIMENSIONS							
			W	D	H	W	D	H	W	H						
			20.75	23.5	45	18	17.5	30	18	15.5						
			RTA 00													


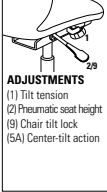


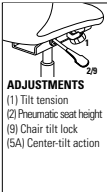


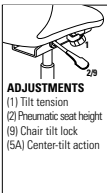


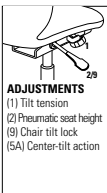


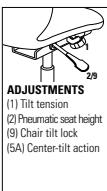

DESCRIPTION	FEATURES	MODEL#	STANDARD FABRIC GRADES													
			1	2	3	4	5	6	7	8	9	10	11	12		
 Counter Stool with Arms COM Yardage: N/A Freight Class: 250 Product Weight (lbs.): 25 Cubic Feet Per Carton: 10.75 (2 per carton)	Stacks 5 high on floor.	6660	408	-	-	-	-	-	-	-	-	-	-	-		
			OVERALL DIMENSIONS			SEAT DIMENSIONS			BACK DIMENSIONS							
			W	D	H	W	D	H	W	H						
			25.5	23.5	39.5	18	17.5	24	18	16						
			RTA 00													


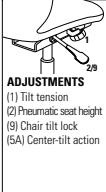




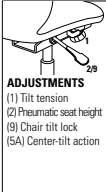



DESCRIPTION	FEATURES	MODEL#	STANDARD FABRIC GRADES													
			1	2	3	4	5	6	7	8	9	10	11	12		
 Armless Counter Stool COM Yardage: N/A Freight Class: 250 Product Weight (lbs.): 24 Cubic Feet Per Carton: 8.75 (2 per carton)	Stacks 5 high on floor.	6661	356	-	-	-	-	-	-	-	-	-	-	-		
			OVERALL DIMENSIONS			SEAT DIMENSIONS			BACK DIMENSIONS							
			W	D	H	W	D	H	W	H						
			20.75	23.5	39.5	18	17.5	24	18	16						
			RTA 00													

DESCRIPTION	FEATURES	MODEL#	STANDARD FABRIC GRADES											
			1	2	3	4	5	6	7	8	9	10	11	12
 <p>Counter Stool w/Arms COM Yardage: 1 Freight Class: 250 Product Weight (lbs.): 26 Cubic Feet Per Carton: 10.75 (2 per carton)</p>	Upholstered Seat. Stacks 5 high on floor.	6662	513	537	555	584	623	637	672	738	771	832	916	1020
			OVERALL DIMENSIONS			SEAT DIMENSIONS			BACK DIMENSIONS					
			W	D	H	W	D	H	W	H				
			20.75	23.5	39.5	18	17.5	24	18	16				
			RTA 00											
 <p>Armless Counter Stool COM Yardage: 1 Freight Class: 250 Product Weight (lbs.): 25 Cubic Feet Per Carton: 8.75 (2 per carton)</p>	Upholstered Seat. Stacks 5 high on floor.	6663	368	393	413	444	485	499	537	606	640	705	793	902
			OVERALL DIMENSIONS			SEAT DIMENSIONS			BACK DIMENSIONS					
			W	D	H	W	D	H	W	H				
			20.75	23.5	39.5	18	17.5	24	18	16				
			RTA 00											
 <p>Counter Stool w/Arms COM Yardage: 1 Freight Class: 250 Product Weight (lbs.): 26.50 Cubic Feet Per Carton: 10.75 (2 per carton)</p>	Upholstered Seat and Back. Stacks 3 high on floor.	6667	492	516	534	564	603	617	653	718	751	812	896	1001
			OVERALL DIMENSIONS			SEAT DIMENSIONS			BACK DIMENSIONS					
			W	D	H	W	D	H	W	H				
			25.5	23.5	39.5	18	17.5	24	18	16				
			RTA 00											
 <p>Armless Counter Stool COM Yardage: 1 Freight Class: 250 Product Weight (lbs.): 25.50 Cubic Feet Per Carton: 8.75 (2 per carton)</p>	Upholstered Seat and Back. Stacks 3 high on floor.	6668	418	443	461	490	529	543	578	644	677	738	822	926
			OVERALL DIMENSIONS			SEAT DIMENSIONS			BACK DIMENSIONS					
			W	D	H	W	D	H	W	H				
			20.75	23.5	39.5	18	17.5	24	18	16				
			RTA 00											
 <p>Seat Unit w/Arms COM Yardage: N/A Freight Class: 250 Product Weight (lbs.): 19 Cubic Feet Per Carton: 4.88 (2 per carton)</p>	Use with beams.	6690	271	-	-	-	-	-	-	-	-	-	-	-
			OVERALL DIMENSIONS			SEAT DIMENSIONS			BACK DIMENSIONS					
			W	D	H	W	D	H	W	H				
			25.5	21	18	18	17.5	-	18	16				
			RTA 00 											

DESCRIPTION	FEATURES	MODEL#	STANDARD FABRIC GRADES												
			1	2	3	4	5	6	7	8	9	10	11	12	
 Armless Seat Unit COM Yardage: N/A Freight Class: 150 Product Weight (lbs.): 18 Cubic Feet Per Carton: 3.25 (2 per carton)	Use with beams.	6691	199	-	-	-	-	-	-	-	-	-	-	-	
			OVERALL DIMENSIONS			SEAT DIMENSIONS			BACK DIMENSIONS						
			W	D	H	W	D	H	W	H					
			18	21	18	18	17.5	-	18	16					
															
 Seat Unit w/Arms COM Yardage: 1 Freight Class: 250 Product Weight (lbs.): 19 Cubic Feet Per Carton: 4.88 (2 per carton)	Upholstered Seat. Use with beams.	6692	332	356	375	403	443	456	492	557	590	652	735	840	
			OVERALL DIMENSIONS			SEAT DIMENSIONS			BACK DIMENSIONS						
			W	D	H	W	D	H	W	H					
			25.5	21	18	18	17.5	-	18	15.5					
															
 Armless Seat Unit COM Yardage: 1 Freight Class: 150 Product Weight (lbs.): 19 Cubic Feet Per Carton: 3.25 (2 per carton)	Upholstered Seat. Use with beams.	6693	257	281	299	328	367	381	416	482	515	576	660	764	
			OVERALL DIMENSIONS			SEAT DIMENSIONS			BACK DIMENSIONS						
			W	D	H	W	D	H	W	H					
			18	21	18	18	17.5	-	18	15.5					
															
 Seat Unit w/Arms COM Yardage: 1 Freight Class: 150 Product Weight (lbs.): 20 Cubic Feet Per Carton: 4.88 (2 per carton)	Upholstered Seat and Back. Use with beams.	6697	351	375	393	422	461	475	510	576	609	670	754	858	
			OVERALL DIMENSIONS			SEAT DIMENSIONS			BACK DIMENSIONS						
			W	D	H	W	D	H	W	H					
			25.5	21	18	18	17	-	18	15.5					
															
 Armless Seat Unit COM Yardage: 1 Freight Class: 150 Product Weight (lbs.): 19 Cubic Feet Per Carton: 3.25 (2 per carton)	Upholstered Seat and Back. Use with beams.	6698	286	310	329	357	397	410	446	512	544	606	689	794	
			OVERALL DIMENSIONS			SEAT DIMENSIONS			BACK DIMENSIONS						
			W	D	H	W	D	H	W	H					
			18	21	18	18	17	-	18	15.5					
															

DESCRIPTION	FEATURES	MODEL#	STANDARD FABRIC GRADES													
			1	2	3	4	5	6	7	8	9	10	11	12		
 <p>Task COM Yardage: N/A Freight Class: 250 Product Weight (lbs.): 32 Cubic Feet Per Carton: 9.75</p>	 <p>ADJUSTMENTS (1) Tilt tension (2) Pneumatic seat height (9) Chair tilt lock (5A) Center-tilt action</p>	 <p>6720</p>	390	-	-	-	-	-	-	-	-	-	-	-		
			OVERALL DIMENSIONS			SEAT DIMENSIONS			BACK DIMENSIONS							
			W	D	H	W	D	H	W	H						
			25.5	21.5	32.5	18	17.5	14-19	18	16						
			Ergonomic Features: C, M			RTA 1										
 <p>Task Armless COM Yardage: N/A Freight Class: 250 Product Weight (lbs.): 31 Cubic Feet Per Carton: 9.75</p>	 <p>ADJUSTMENTS (1) Tilt tension (2) Pneumatic seat height (9) Chair tilt lock (5A) Center-tilt action</p>	 <p>6721</p>	300	-	-	-	-	-	-	-	-	-	-	-		
			OVERALL DIMENSIONS			SEAT DIMENSIONS			BACK DIMENSIONS							
			W	D	H	W	D	H	W	H						
			18.	21.5	32.5	18	17.5	14-19	18	16						
			Ergonomic Features: C, M			RTA 1										
 <p>Task w/Arms COM Yardage: 1 Freight Class: 250 Product Weight (lbs.): 33 Cubic Feet Per Carton: 9.75</p>	 <p>ADJUSTMENTS (1) Tilt tension (2) Pneumatic seat height (9) Chair tilt lock (5A) Center-tilt action</p>	 <p>6722</p>	430	454	473	501	540	555	589	656	688	749	833	938		
			OVERALL DIMENSIONS			SEAT DIMENSIONS			BACK DIMENSIONS							
			W	D	H	W	D	H	W	H						
			25.5	21.5	41	18	17.5	14.5-19.5	18	15.5						
			Ergonomic Features: C, M			RTA 1										
 <p>Task Armless COM Yardage: 1 Freight Class: 250 Product Weight (lbs.): 27 Cubic Feet Per Carton: 9.75</p>	 <p>ADJUSTMENTS (1) Tilt tension (2) Pneumatic seat height (9) Chair tilt lock (5A) Center-tilt action</p>	 <p>6723</p>	340	364	383	411	450	465	499	566	598	659	743	847		
			OVERALL DIMENSIONS			SEAT DIMENSIONS			BACK DIMENSIONS							
			W	D	H	W	D	H	W	H						
			18	21.5	32.5	18	17	14.5-19.5	18	15.5						
			Ergonomic Features: C, M			RTA 1										
 <p>Task w/Arms COM Yardage: 1 Freight Class: 250 Product Weight (lbs.): 34 Cubic Feet Per Carton: 9.75</p>	 <p>ADJUSTMENTS (1) Tilt tension (2) Pneumatic seat height (9) Chair tilt lock (5A) Center-tilt action</p>	 <p>6727</p>	490	514	533	561	600	615	649	716	748	809	893	997		
			OVERALL DIMENSIONS			SEAT DIMENSIONS			BACK DIMENSIONS							
			W	D	H	W	D	H	W	H						
			25.5	21.5	32.5	18	17	14.5-19.5	18	16						
			Ergonomic Features: C, M			RTA 1										

DESCRIPTION	FEATURES	MODEL#	STANDARD FABRIC GRADES												
 Task Armless COM Yardage: 1 Freight Class: 250 Product Weight (lbs.): 33 Cubic Feet Per Carton: 9.75	 ADJUSTMENTS (1) Tilt tension (2) Pneumatic seat height (9) Chair tilt lock (5A) Center-tilt action	 6728	1	2	3	4	5	6	7	8	9	10	11	12	
			400	424	443	471	510	525	559	626	658	719	803	907	
			OVERALL DIMENSIONS			SEAT DIMENSIONS			BACK DIMENSIONS						
			W	D	H	W	D	H	W	H					
			18	21.5	32.5	18	17	14.5-19.5	18	15.5					
	Upholstered Seat and Back		RTA 1												
Ergonomic Features: C, M															
 Drafting Stool w/Arms COM Yardage: N/A Freight Class: 150 Product Weight (lbs.): 38 Cubic Feet Per Carton: 9.75	 ADJUSTMENTS (1) Tilt tension (2) Pneumatic seat height (9) Chair tilt lock (5A) Center-tilt action	 6730	1	2	3	4	5	6	7	8	9	10	11	12	
			520	-	-	-	-	-	-	-	-	-	-	-	-
			OVERALL DIMENSIONS			SEAT DIMENSIONS			BACK DIMENSIONS						
			W	D	H	W	D	H	W	H					
			25.5	21.5	41	18	17.5	21-31	18	16					
	Polypropylene Seat and Back		RTA 1												
Ergonomic Features: C, M															
 Drafting Stool - Armless COM Yardage: N/A Freight Class: 250 Product Weight (lbs.): 37 Cubic Feet Per Carton: 9.75	 ADJUSTMENTS (1) Tilt tension (2) Pneumatic seat height (9) Chair tilt lock (5A) Center-tilt action	 6731	1	2	3	4	5	6	7	8	9	10	11	12	
			460	-	-	-	-	-	-	-	-	-	-	-	-
			OVERALL DIMENSIONS			SEAT DIMENSIONS			BACK DIMENSIONS						
			W	D	H	W	D	H	W	H					
			18	21.5	41	18	17.5	21.5-31.5	18	15.5					
	Polypropylene Seat and Back		RTA 1												
Ergonomic Features: C, M															
 Drafting Stool w/Arms COM Yardage: 1 Freight Class: 150 Product Weight (lbs.): 39 Cubic Feet Per Carton: 9.75	 ADJUSTMENTS (1) Tilt tension (2) Pneumatic seat height (9) Chair tilt lock (5A) Center-tilt action	 6732	1	2	3	4	5	6	7	8	9	10	11	12	
			580	605	624	652	691	706	740	807	839	900	984	1088	
			OVERALL DIMENSIONS			SEAT DIMENSIONS			BACK DIMENSIONS						
			W	D	H	W	D	H	W	H					
			25.5	21.5	41	18	17.5	21.5-31.5	18	15.5					
	Upholstered Seat		RTA 1												
Ergonomic Features: C, M															
 Drafting Stool - Armless COM Yardage: 1 Freight Class: 150 Product Weight (lbs.): 38 Cubic Feet Per Carton: 9.75	 ADJUSTMENTS (1) Tilt tension (2) Pneumatic seat height (9) Chair tilt lock (5A) Center-tilt action	 6733	1	2	3	4	5	6	7	8	9	10	11	12	
			520	544	563	591	630	645	679	746	778	839	923	1027	
			OVERALL DIMENSIONS			SEAT DIMENSIONS			BACK DIMENSIONS						
			W	D	H	W	D	H	W	H					
			18	21.5	41	18	17.5	21.5-31.5	18	15.5					
	Upholstered Seat		RTA 1												
Ergonomic Features: C, M															

DESCRIPTION	FEATURES	MODEL#	STANDARD FABRIC GRADES														
			1	2	3	4	5	6	7	8	9	10	11	12			
 <p>Drafting Stool w/Arms COM Yardage: 1 Freight Class: 150 Product Weight (lbs.): 40 Cubic Feet Per Carton: 9.75</p>	 <p>ADJUSTMENTS (1) Tilt tension (2) Pneumatic seat height (9) Chair tilt lock (5A) Center-tilt action</p>	 <p>6737</p>	640	664	683	711	750	765	799	866	898	959	1043	1148			
			OVERALL DIMENSIONS			SEAT DIMENSIONS			BACK DIMENSIONS								
			W	D	H	W	D	H	W	H							
			25.5	21.5	41	18	17	21.5-31.5	18	15.5							
	Upholstered Seat and Back																
																	
 <p>Drafting Stool - Armless COM Yardage: 1 Freight Class: 150 Product Weight (lbs.): 39 Cubic Feet Per Carton: 9.75</p>	 <p>ADJUSTMENTS (1) Tilt tension (2) Pneumatic seat height (9) Chair tilt lock (5A) Center-tilt action</p>	 <p>6738</p>	580	604	623	651	690	705	739	806	838	899	983	1088			
			OVERALL DIMENSIONS			SEAT DIMENSIONS			BACK DIMENSIONS								
			W	D	H	W	D	H	W	H							
			18	21.5	41	18	17	21.5-31.5	18	16.5							
	Upholstered Seat and Back																
																	

FILE BUDDY™



model 1105

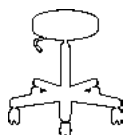


model 1110 Shown with 25-400 Vertical File

STANDARD FEATURES

- Standard with C65 casters.
- Shipped R.T.A. (Ready to assemble).
- Not available in Leather.
- Pneumatic. Black, five-legged, injection molded base.
- 12" diameter seat.

DESCRIPTION	FEATURES	MODEL#	STANDARD FABRIC GRADES											
			1	2	3	4	5	6	7	8	9	10	11	12

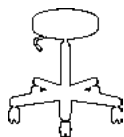


Swivel Stool 5" Pneumatic, 20" Base
 COM Yardage: .75
 Freight Class: 125
 Product Weight (lbs.): 11
 Cubic Feet Per Carton: 2.90

1105	281	298	313	335	365	381	403	455	479	525	591	671
-------------	-----	-----	-----	-----	-----	-----	-----	-----	-----	-----	-----	-----

OVERALL DIMENSIONS			SEAT DIMENSIONS			BACK DIMENSIONS	
W	D	H	W	D	H	W	H

14	14	18.5	14	-	16.5-21.5	-	-
----	----	------	----	---	-----------	---	---



Swivel Stool 10" Pneumatic, 22" Base
 COM Yardage: .75
 Freight Class: 125
 Product Weight (lbs.): 17
 Cubic Feet Per Carton: 2.90

1110	328	343	359	382	411	427	448	500	524	571	637	718
-------------	-----	-----	-----	-----	-----	-----	-----	-----	-----	-----	-----	-----

OVERALL DIMENSIONS			SEAT DIMENSIONS			BACK DIMENSIONS	
W	D	H	W	D	H	W	H

14	14	27.5	14	-	22.5-32.5	-	-
----	----	------	----	---	-----------	---	---



FINCH™



model 2141

model 2142



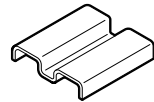

STANDARD FEATURES

- Frame available in monochromatic Black (BK) Only.
- Molded plastic seat and outer back shell.
- Armless chairs stack 8 high on the floor or on 2170 dolly. Please see page 199.
- Armchairs stack 4 high on the floor or on 2170 dolly.
- Stacked chairs may leave frame impressions in chair(s) below.
- **Specifications and pricing are for 1 chair.**

- Ganging chairs with model 2146. Can be used on Finch and Flexon Models. Use 1 clamp for armless models 2142 and Flexon model 2149, applied on rear legs . Use 2 clamps on arm chairs 2141 and Flexon 2148 applied on front and rear legs.

OPTIONAL FEATURES

- For availability of chair series in Vinyl, please contact a Global Sales Representative.
- Please note due to the curvature of the chair back, upholstery may bunch or crease in the center.
- Not available in Leather.

DESCRIPTION	FEATURES	MODEL#	STANDARD FABRIC GRADES											
			1	2	3	4	5	6	7	8	9	10	11	12
 <p>Stacking Chair COM Yardage: .75 Freight Class: 150 Product Weight (lbs.): 17.3 Cubic Feet Per Carton: 14.5 (3 per carton)</p>	Stacks 4 high on floor or dolly.	2141	283	301	315	336	366	377	403	453	476	523	585	664
		OVERALL DIMENSIONS			SEAT DIMENSIONS			BACK DIMENSIONS						
		W	D	H	W	D	H	W	H					
		21.25	23	32	18	18	18	18	14					
			RTA 00											
 <p>Armless Stacking Chair COM Yardage: .75 Freight Class: 250 Product Weight (lbs.): 16.67 Cubic Feet Per Carton: 4.17 (3 per carton)</p>	Stacks 8 high on floor or dolly.	2142	280	298	312	333	363	374	400	450	473	520	582	661
		OVERALL DIMENSIONS			SEAT DIMENSIONS			BACK DIMENSIONS						
		W	D	H	W	D	H	W	H					
		21	23	30.5	18	15	18.5	17	14.5					
			RTA 00											
 <p>Ganging Clamp COM Yardage: N/A Freight Class: 70 Product Weight (lbs.): .50 Cubic Feet Per Carton: .01 (1 per carton)</p>		2146	34	-	-	-	-	-	-	-	-	-	-	-
		OVERALL DIMENSIONS			SEAT DIMENSIONS			BACK DIMENSIONS						
		W	D	H	W	D	H	W	H					
		3.5	3	0.75	-	-	-	-	-					
			RTA 00 											

FLEXION®



model 2149

STANDARD FEATURES

- Seats and backs are only available in Black (BLK).
- Frame available in monochromatic Black (BK) Only.
- Side chairs can be ganged together using ganging clamp model 2146. Can be used only with model 2149.
- Models 2148 and 2149 stacks 10 high on the floor or on dolly 2170.
- Model 2169 can stack 12 high on floor or on dolly 2170.

- **Specifications and pricing are for 1 chair.**
- Model 2168 standard with black injected molded armcaps.

DESCRIPTION	FEATURES	MODEL#	STANDARD FABRIC GRADES											
-------------	----------	--------	------------------------	--	--	--	--	--	--	--	--	--	--	--



Stacking Chair
 COM Yardage: N/A
 Freight Class: 250
 Product Weight (lbs.): 15
 Cubic Feet Per Carton: 5.88 (2 per carton)

Stacks 10 high on floor or dolly.

		1	2	3	4	5	6	7	8	9	10	11	12
2148		193	-	-	-	-	-	-	-	-	-	-	-
OVERALL DIMENSIONS		W	D	H	SEAT DIMENSIONS			BACK DIMENSIONS					
		21	23	30.5	18	18	17	18	14				
		RTA 00											



Armless Stacking Chair
 COM Yardage: N/A
 Freight Class: 250
 Product Weight (lbs.): 14.50
 Cubic Feet Per Carton: 5.88 (2 per carton)

Stacks 10 high on floor or dolly.

		1	2	3	4	5	6	7	8	9	10	11	12
2149		179	-	-	-	-	-	-	-	-	-	-	-
OVERALL DIMENSIONS		W	D	H	SEAT DIMENSIONS			BACK DIMENSIONS					
		21	23	30.5	18	18	17	18	14				
		RTA 00											



Nesting Chair
 COM Yardage: N/A
 Freight Class: 250
 Product Weight (lbs.): 15
 Cubic Feet Per Carton: 7.25 (2 per carton)

Stacks 12 high on floor or dolly.

		1	2	3	4	5	6	7	8	9	10	11	12
2168		193	-	-	-	-	-	-	-	-	-	-	-
OVERALL DIMENSIONS		W	D	H	SEAT DIMENSIONS			BACK DIMENSIONS					
		26	22.5	32	18	18	17	18	14				
		RTA 00											

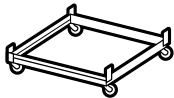


Armless Nesting Chair
 COM Yardage: N/A
 Freight Class: 250
 Product Weight (lbs.): 14
 Cubic Feet Per Carton: 5.88 (2 per carton)

Stacks 12 high on floor or dolly.

		1	2	3	4	5	6	7	8	9	10	11	12
2169		179	-	-	-	-	-	-	-	-	-	-	-
OVERALL DIMENSIONS		W	D	H	SEAT DIMENSIONS			BACK DIMENSIONS					
		22	22.5	31	18	18	17	18	14				
		RTA 00											



DESCRIPTION	FEATURES	MODEL#	STANDARD FABRIC GRADES													
			1	2	3	4	5	6	7	8	9	10	11	12		
 Dolly COM Yardage: N/A Freight Class: 150 Product Weight (lbs.): 14 Cubic Feet Per Carton: 2.90		2170	230	-	-	-	-	-	-	-	-	-	-	-	-	-
	OVERALL DIMENSIONS			SEAT DIMENSIONS			BACK DIMENSIONS									
	W	D	H	W	D	H	W	H								
			23.5	24	4	-	-	-	-	-						
			RTA 00		ups											

GALAXY® PLUS



model 948




model 949

STANDARD FEATURES

- "Hospitality" chairs will be shipped with a longer lead-time than Global standard commercial chairs.
- Standard in a Chrome frame.
- Walnut Finished armrest on model 948.
- Extra thick foam seat and back.
- Stacks up to 10 high floor and on dolly model 905, page 202.
- Weight capacity for the Galaxy Plus series is 300lbs.
- **Specifications and pricing are for 1 chair.**

OPTIONAL FEATURES

- For Black (BLK) frame. Add \$29.00.
- For availability of chair series in Vinyl, please contact a Global Sales Representative.
- Not available in Leather.
- Satin Brass (SB) and Antique Copper (AC) will only be available by special quote.



Stacking Armchair Heavy Duty
 COM Yardage:1
 Freight Class: 150
 Product Weight (lbs.): 18
 Cubic Feet Per Carton: 4.31 (4 per carton)

Stacks 10 high on floor or dolly.

	1	2	3	4	5	6	7	8	9	10	11	12
948	297	320	339	367	407	426	455	522	553	616	699	802
OVERALL DIMENSIONS			SEAT DIMENSIONS			BACK DIMENSIONS						
W	D	H	W	D	H	W	H					
21.5	22.5	33	16.5	17	18.5	16.5	14.5					
			RTA 00									



Stacking Armless Chair Heavy Duty
 COM Yardage:1
 Freight Class: 250
 Product Weight (lbs.): 17
 Cubic Feet Per Carton: 4.31 (4 per carton)

Stacks 10 high on floor or dolly.

	1	2	3	4	5	6	7	8	9	10	11	12
949	287	310	329	357	397	416	445	512	543	606	689	792
OVERALL DIMENSIONS			SEAT DIMENSIONS			BACK DIMENSIONS						
W	D	H	W	D	H	W	H					
19	22.5	33	16.5	17	18.5	16.5	14.5					
			RTA 00									



Ganging Clamp
 COM Yardage: N/A
 Freight Class: N/A
 Product Weight (lbs.): 1
 Cubic Feet Per Carton: .10

Galaxy Plus chairs.
 Zinc plated.

	1	2	3	4	5	6	7	8	9	10	11	12
906	22	-	-	-	-	-	-	-	-	-	-	-
OVERALL DIMENSIONS			SEAT DIMENSIONS			BACK DIMENSIONS						
W	D	H	W	D	H	W	H					
3	0.75	1	-	-	-	-	-					
			RTA 00									



ISLANDS™



model 4075

model 4076

STANDARD FEATURES

- Islands offers wood guest seating with contemporary styling.
- Offered in two styles; Upholstered back pad or Horizontal wood slat.
- When upholstered in Leather, there are additional stitching details with a seam across the middle of the back and two seams on the seat.
- Does not stack.

OPTIONAL FEATURES

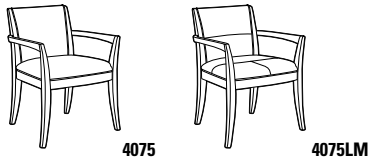
- Frame available in Absolute (AAM), Black (BKM), Cherry (ACM), Espresso Cafe (ECM), English Oak (EOM), Fruitwood (TFM), Gray (HGM), Honey (AHM), Mahogany (TMM), Maple (AVM), Medium Walnut (MWM), Night (ASM), Shaker Cherry (SKM), Walnut (TWM), WC Cream (WTM), White (WHM) and Winter Cherry (WCE). Please Specify. Genuine maple faced veneers and solids are used.
- Offered in Fabric, Vinyl and Leather.

DESCRIPTION

FEATURES

MODEL#

STANDARD FABRIC GRADES



4075

4075LM

Armchair Upholstered back.
COM Yardage: 1.50
Freight Class: 300
Product Weight (lbs.): 25
Cubic Feet Per Carton: 13.25

Does not stack.

Ergonomic Features:
M, N

	1	2	3	4	5	6	7	8	9	10	11	12
4075	625	665	696	744	811	835	894	1006	1060	1164	1305	1481
4075LM Leather/Mock Leather	-	-	-	-	776	803	855	949	1003	1089	1221	1378

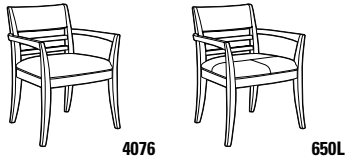
OVERALL DIMENSIONS

SEAT DIMENSIONS

BACK DIMENSIONS

W	D	H	W	D	H	W	H
24.5	23.5	32	20.5	18	18.5	19	13

RTA 00



4076

650L

Armchair Horizontal wood slat back.
COM Yardage: 1
Freight Class: 300
Product Weight (lbs.): 25
Cubic Feet Per Carton: 13.25

Does not stack.

Ergonomic Features:
M, N

	1	2	3	4	5	6	7	8	9	10	11	12
4076	650	677	698	729	774	790	829	904	940	1009	1103	1221
4076L Leather	-	-	-	-	-	-	-	940	989	1049	1152	1270

OVERALL DIMENSIONS

SEAT DIMENSIONS

BACK DIMENSIONS

W	D	H	W	D	H	W	H
24.5	23.5	32	20.5	18	18.5	19	13

RTA 00

KEY®



model 2155



model 2512 & 2151

STANDARD FEATURES

- Model 2151 cannot be ganged together or ganged with armless models.
- Model 2151 stacks 10 high on floor or dolly 2155.
- Model 2152 stacks 13 high on floor and 15 high on dolly 2155.
- Standard with Black (BK) glides.
- Frame is standard in Chrome (CH). A chrome frame is recommended when stacking chairs.
- Weight capacity for the Key series is 200lbs.
- **Specifications and pricing are for 1 chair.**

- Stacked chairs may leave frame impressions in chair(s) below.
- On model 2151 Black injected molded armcaps are standard.

OPTIONAL FEATURES

- Non Marking (NM) glides are available at No Charge to replace. Black glides. Please Specify.
- Frame is also available in Black (BK). Please Specify. Add \$25.00.
- For availability of chair series in Vinyl, please contact a Global Sales Representative.
- Not available in Leather.

DESCRIPTION	FEATURES	MODEL#	STANDARD FABRIC GRADES											
-------------	----------	--------	------------------------	--	--	--	--	--	--	--	--	--	--	--



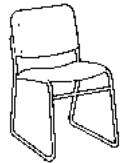
Nesting Chair
COM Yardage: 1
Freight Class: 250
Product Weight (lbs.): 250
Cubic Feet Per Carton: 3.92 (3 per carton)

Stacks 10 high on floor or dolly.

	1	2	3	4	5	6	7	8	9	10	11	12
2151	206	231	250	280	320	336	371	441	472	538	622	731

OVERALL DIMENSIONS			SEAT DIMENSIONS			BACK DIMENSIONS	
W	D	H	W	D	H	W	H
22.5	23.5	30	16.5	16.5	18	18	13.5

RTA 00



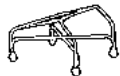
Nesting - Armless Chair
COM Yardage: 1
Freight Class: 250
Product Weight (lbs.): 12.33
Cubic Feet Per Carton: 3.25 (3 per carton)

Stacks 13 high on floor.
Stacks 15 high on dolly.

	1	2	3	4	5	6	7	8	9	10	11	12
2152	166	191	207	237	277	294	330	399	430	495	580	688!

OVERALL DIMENSIONS			SEAT DIMENSIONS			BACK DIMENSIONS	
W	D	H	W	D	H	W	H
18.5	23.5	30	16.5	16.5	18	18	13.5

RTA 00



Dolly
COM Yardage: N/A
Freight Class: 300
Product Weight (lbs.): 11
Cubic Feet Per Carton: 7.50 (1 per carton)

Accommodates 15 chairs.

	1	2	3	4	5	6	7	8	9	10	11	12
2155	261	-	-	-	-	-	-	-	-	-	-	-

OVERALL DIMENSIONS			SEAT DIMENSIONS			BACK DIMENSIONS	
W	D	H	W	D	H	W	H
22	26.5	18	-	-	-	-	-

RTA 00



Ganging Clamp
COM Yardage: N/A
Freight Class: 70
Product Weight (lbs.): 0
Cubic Feet Per Carton: 1 (10 per carton)

Ganging 2152 & 2162 only.
Zinc plated

	1	2	3	4	5	6	7	8	9	10	11	12
2156	20	-	-	-	-	-	-	-	-	-	-	-

OVERALL DIMENSIONS			SEAT DIMENSIONS			BACK DIMENSIONS	
W	D	H	W	D	H	W	H
3	0.75	1	-	-	-	-	-

RTA 00



LAYNE™



model 8520T

model 8525T

STANDARD FEATURES

- Layne offers classic styling and value in a finely crafted wood framed side chair series.
- Offered in four back styles; Fully Upholstered, Picture Frame or Vertical Wood Slat.
- Does not stack.

OPTIONAL FEATURES

- Wood frames are available in Absolute (AAM), Black (BKM), Cherry (ACM), Espresso Cafe (ECM), English Oak (EOM), Fruitwood (TFM), Gray (HGM), Honey (AHM), Mahogany (TMM), Maple (AVM), Medium Walnut (MWM), Night (ASM), Shaker Cherry (SKM), Walnut (TWM), WC Cream (WTM), White (WHM) and Winter Cherry (WCE). Please Specify. Genuine maple faced veneers and solids are used.
- Offered in Fabric, Vinyl and Leather.

DESCRIPTION	FEATURES	MODEL#	STANDARD FABRIC GRADES											
-------------	----------	--------	------------------------	--	--	--	--	--	--	--	--	--	--	--



Armless Upholstered Side Chair
 COM Yardage: 1.25
 Freight Class: 300
 Product Weight (lbs.): 18
 Cubic Feet Per Carton: 16

Does not stack.

Ergonomic Features:
 M, N

	1	2	3	4	5	6	7	8	9	10	11	12
8520T	580	609	632	665	713	730	772	851	889	963	1063	1188

OVERALL DIMENSIONS			SEAT DIMENSIONS			BACK DIMENSIONS	
W	D	H	W	D	H	W	H

22.5	23	33	20	18.25	18	17.5	14
------	----	----	----	-------	----	------	----

RTA 00



Fully Upholstered Armchair
 COM Yardage: 1.50
 Freight Class: 300
 Product Weight (lbs.): 20
 Cubic Feet Per Carton: 16

Does not stack.

Ergonomic Features:
 M, N

	1	2	3	4	5	6	7	8	9	10	11	12
8521T	625	659	686	726	783	804	854	949	995	1083	1203	1353

OVERALL DIMENSIONS			SEAT DIMENSIONS			BACK DIMENSIONS	
W	D	H	W	D	H	W	H

22.5	23	33	20	18.25	18	17.5	14
------	----	----	----	-------	----	------	----

RTA 00



Picture Frame Armchair
 COM Yardage: 1
 Freight Class: 300
 Product Weight (lbs.): 20
 Cubic Feet Per Carton: 16

Does not stack.

Ergonomic Features:
 M, N

	1	2	3	4	5	6	7	8	9	10	11	12
8522T	700	723	741	768	806	819	853	916	947	1006	1086	1186

OVERALL DIMENSIONS			SEAT DIMENSIONS			BACK DIMENSIONS	
W	D	H	W	D	H	W	H

22.5	23	33	20	18.25	18	17.5	14
------	----	----	----	-------	----	------	----

RTA 00



Upholstered Armchair
 COM Yardage: 1.25
 Freight Class: 300
 Product Weight (lbs.): 18
 Cubic Feet Per Carton: 16

Does not stack.


Ergonomic Features:
 M, N

	1	2	3	4	5	6	7	8	9	10	11	12
8525T	660	690	713	748	798	816	859	942	982	1059	1164	1294

OVERALL DIMENSIONS			SEAT DIMENSIONS			BACK DIMENSIONS	
W	D	H	W	D	H	W	H

22.5	23	33	20	18.25	18	17.5	14
------	----	----	----	-------	----	------	----

RTA 00

DESCRIPTION	FEATURES	MODEL#	STANDARD FABRIC GRADES													
			1	2	3	4	5	6	7	8	9	10	11	12		
 Vertical Wood Slat Armchair COM Yardage: .75 Freight Class: 300 Product Weight (lbs.): 18 Cubic Feet Per Carton: 16	Does not stack. Ergonomic Features: M, N	8526T	685	703	717	737	765	776	801	848	871	915	975	1050		
			OVERALL DIMENSIONS			SEAT DIMENSIONS			BACK DIMENSIONS							
			W	D	H	W	D	H	W	H						
	21	23	33	20	18.25	18	17.5	14								

LITE





STANDARD FEATURES






- Lite is a modern series inspired by classic designs.
- Arms are offered in a choice of cantilevered or closed loop, both are extremely strong as they are made from fiberglass reinforced nylon - Black only.
- Frame is a heavy duty, equipped with Sytex™ a high-strength polyester webbing suspension system for extra comfort. Cantilever frame models are 1" diameter 1 gauge tubular steel. Four legged frames are 1" diameter front legs and 7/8" diameter rear legs, 12 and 14 gauge tubular steel depending on the model.
- All models are equipped with Black non-marking glides as standard.
- All models are rated for 300lbs, active user load per seat.
- Select models will meet the requirements of CAL133 when upholstered using appropriate upholstery materials. Depending on upholstery specified, up charges will apply.
- All models are fully assembled.
- Four legged models are standard with a wall saver frame. the base touches the wall before the upper back to protect the wall from damage.






OPTIONAL FEATURES


- Mesh models are available in any of the 24 standard Vue Mesh colors. Seat and back will be the same color mesh. Please specify color: Sandy Beach (VU10), Dessert Sand (VU11), Orange Sunset (VU12), Chocolate Fountain (VU13), Artic Blue (VU14), Quarry Grey (VU15), Tidal Wave (VU16), Ivy Moss (VU17), Red Rose (VU18), Black (VU19), White (VU20), Lime (VU21), Chartreuse (VU23), Pool Blue (VU26), Sky (VU28), Ice (VU30), Primary Blue (VU32), Tangerine (VU34), Paprika (VU37), Grain (VU40), Yellow (VU43), Silver Grey (VU55), Silver (VU63), Hot Pink (VU65) and Red Mittens (VU70)
- Upholstered models are available in fabric, vinyl, Leather or Leather/Mock Leather combination. Except Quilt.
- Caster models are standard with C82 dual wheel carpet casters. For hard floor surface flooring casters please specify C9R, add \$63.00.
- Metal frame finish is standard in Black (BLK). Optional Tungsten (TUN) finish is available at no upcharge. Please specify finish.
- Optional Chrome (CHR) finish, add \$65.00 Please specify finish.
- Measurement shown for weight is per unit.


	STANDARD FABRIC GRADES													
	1	2	3	4	5	6	7	8	9	10	11	12		
 Four-legged Frame Armless COM Yardage: N/A Freight Class: 150 Product Weight (lbs.): 26 Cubic Feet Per Carton: 12.5	Does not stack.													
	5940	513												
OVERALL DIMENSIONS			SEAT DIMENSIONS			BACK DIMENSIONS								
W	D	H	W	D	H	W	H							
	21.75	24.75	34.25	20	17	19	16	19						


	STANDARD FABRIC GRADES													
	1	2	3	4	5	6	7	8	9	10	11	12		
 Four-legged Frame Armless w/Casters COM Yardage: N/A Freight Class: 150 Product Weight (lbs.): 26 Cubic Feet Per Carton: 12.5	Does not stack.													
	5940C	595												
OVERALL DIMENSIONS			SEAT DIMENSIONS			BACK DIMENSIONS								
W	D	H	W	D	H	W	H							
	21.75	24.75	34.25	20	17	19	16	19						


DESCRIPTION	FEATURES	MODEL#	STANDARD FABRIC GRADES													
			1	2	3	4	5	6	7	8	9	10	11	12		
 Four-legged Frame w/Cantilever Arms COM Yardage: N/A Freight Class: 150 Product Weight (lbs.): 29 Cubic Feet Per Carton: 13.75	Does not stack.	5941	590													
		OVERALL DIMENSIONS			SEAT DIMENSIONS			BACK DIMENSIONS								
		W	D	H	W	D	H	W	H							
		24	25.5	34.25	20	17	19	16	19							
		RTA 00														
 Four-legged Frame w/Cantilever Arms & Casters COM Yardage: N/A Freight Class: 150 Product Weight (lbs.): 29 Cubic Feet Per Carton: 13.75	Does not stack.	5941C	671													
		OVERALL DIMENSIONS			SEAT DIMENSIONS			BACK DIMENSIONS								
		W	D	H	W	D	H	W	H							
		24	25.5	34.25	20	17	19	16	19							
		RTA 00														
 Four-legged Frame w/ Loop Arms COM Yardage: N/A Freight Class: 150 Product Weight (lbs.): 29 Cubic Feet Per Carton: 13.75	Does not stack.	5942	590													
		OVERALL DIMENSIONS			SEAT DIMENSIONS			BACK DIMENSIONS								
		W	D	H	W	D	H	W	H							
		23.75	25.5	34.25	20	17	19	16	19							
		RTA 00														
 Four-legged Frame w/ Loop Arms & Casters COM Yardage: N/A Freight Class: 150 Product Weight (lbs.): 29 Cubic Feet Per Carton: 13.75	Does not stack.	5942C	671													
		OVERALL DIMENSIONS			SEAT DIMENSIONS			BACK DIMENSIONS								
		W	D	H	W	D	H	W	H							
		23.75	25.5	34.25	20	17	19	16	19							
		RTA 00														
 Cantilever Frame Armless COM Yardage: N/A Freight Class: 150 Product Weight (lbs.): 27 Cubic Feet Per Carton: 12.5	Does not stack.	5943	556													
		OVERALL DIMENSIONS			SEAT DIMENSIONS			BACK DIMENSIONS								
		W	D	H	W	D	H	W	H							
		21.75	23.5	34.25	20	17	19	16	19							
		RTA 00														


DESCRIPTION	FEATURES	MODEL#	STANDARD FABRIC GRADES													
			1	2	3	4	5	6	7	8	9	10	11	12		
 <p>Cantilever Frame w/Cantilever Arms COM Yardage: N/A Freight Class: 150 Product Weight (lbs.): 35 Cubic Feet Per Carton: 13.75</p>	Does not stack.	5944	633													
		OVERALL DIMENSIONS			SEAT DIMENSIONS			BACK DIMENSIONS								
		W	D	H	W	D	H	W	H							
		24	23.5	34.25	20	17	19	16	19							
		RTA 00														
 <p>Cantilever Frame w/Loop Arms COM Yardage: N/A Freight Class: 150 Product Weight (lbs.): 35 Cubic Feet Per Carton: 13.75</p>	Does not stack.	5945	633													
		OVERALL DIMENSIONS			SEAT DIMENSIONS			BACK DIMENSIONS								
		W	D	H	W	D	H	W	H							
		23.75	23.5	34.25	20	17	19	16	19							
		RTA 00														
 <p>Upholstered Four-legged Frame Armless COM Yardage: 1.50 Freight Class: 150 Product Weight (lbs.): 26 Cubic Feet Per Carton: 12.5</p>	Does not stack.	5950	424	463	493	539	604	634	693	787	859	939	1105	1281		
		5950LM	-	-	-	-	604	-	-	787	859	939	1105	1281		
		OVERALL DIMENSIONS			SEAT DIMENSIONS			BACK DIMENSIONS								
		W	D	H	W	D	H	W	H							
		21.75	24.75	34.25	20	17	19	16	19							
RTA 00																
 <p>Upholstered Four-legged Frame Armless w/Casters COM Yardage: 1.50 Freight Class: 150 Product Weight (lbs.): 26 Cubic Feet Per Carton: 12.5</p>	Does not stack.	5950C	505	544	574	620	685	715	774	868	940	1020	1186	1362		
		5950CLM	-	-	-	-	685	-	-	868	940	1020	1186	1362		
		OVERALL DIMENSIONS			SEAT DIMENSIONS			BACK DIMENSIONS								
		W	D	H	W	D	H	W	H							
		21.75	24.75	34.25	20	17	19	16	19							
RTA 00																
 <p>Upholstered Four-legged Frame w/Cantilever Arms COM Yardage: 1.50 Freight Class: 150 Product Weight (lbs.): 29 Cubic Feet Per Carton: 13.75</p>	Does not stack.	5951	500	539	569	615	680	710	769	863	935	1015	1181	1357		
		5951LM	-	-	-	-	680	-	-	863	935	1015	1181	1357		
		OVERALL DIMENSIONS			SEAT DIMENSIONS			BACK DIMENSIONS								
		W	D	H	W	D	H	W	H							
		24	25.5	34.25	20	17	19	16	19							
RTA 00																


DESCRIPTION	FEATURES	MODEL#	STANDARD FABRIC GRADES												
			1	2	3	4	5	6	7	8	9	10	11	12	
 <p>Upholstered Four-legged Frame w/Cantilever Arms & Casters COM Yardage: 1.50 Freight Class: 150 Product Weight (lbs.): 29 Cubic Feet Per Carton: 13.75</p>	Does not stack.	5951C	582	621	651	697	762	792	851	945	1017	1097	1263	1439	
		5951CLM	-	-	-	-	762	-	-	945	1017	1097	1263	1439	
		OVERALL DIMENSIONS			SEAT DIMENSIONS			BACK DIMENSIONS							
		W	D	H	W	D	H	W	H						
			24	25.5	34.25	20	17	19	16						19
			RTA 00												

DESCRIPTION	FEATURES	MODEL#	STANDARD FABRIC GRADES												
			1	2	3	4	5	6	7	8	9	10	11	12	
 <p>Upholstered Four-legged Frame w/Loop Arms COM Yardage: 1.50 Freight Class: 150 Product Weight (lbs.): 29 Cubic Feet Per Carton: 13.75</p>	Does not stack.	5952	500	539	569	615	680	710	769	863	935	1015	1181	1357	
		5952LM	-	-	-	-	680	-	-	863	935	1015	1181	1357	
		OVERALL DIMENSIONS			SEAT DIMENSIONS			BACK DIMENSIONS							
		W	D	H	W	D	H	W	H						
			23.75	25.5	34.25	20	17	19	16						19
			RTA 00												

DESCRIPTION	FEATURES	MODEL#	STANDARD FABRIC GRADES												
			1	2	3	4	5	6	7	8	9	10	11	12	
 <p>Upholstered Four-legged Frame w/Loop Arms & Casters COM Yardage: 1.50 Freight Class: 150 Product Weight (lbs.): 29 Cubic Feet Per Carton: 13.75</p>	Does not stack.	5952C	582	621	651	697	762	792	851	945	1017	1097	1263	1439	
		5952CLM	-	-	-	-	762	-	-	945	1017	1097	1263	1439	
		OVERALL DIMENSIONS			SEAT DIMENSIONS			BACK DIMENSIONS							
		W	D	H	W	D	H	W	H						
			23.75	25.5	34.25	20	17	19	16						19
			RTA 00												

DESCRIPTION	FEATURES	MODEL#	STANDARD FABRIC GRADES												
			1	2	3	4	5	6	7	8	9	10	11	12	
 <p>Upholstered Cantilever Frame Armless COM Yardage: 1.50 Freight Class: 150 Product Weight (lbs.): 27 Cubic Feet Per Carton: 12.5</p>	Does not stack.	5953	466	505	535	581	646	676	735	829	901	981	1147	1323	
		5953LM	-	-	-	-	646	-	-	829	901	981	1147	1323	
		OVERALL DIMENSIONS			SEAT DIMENSIONS			BACK DIMENSIONS							
		W	D	H	W	D	H	W	H						
			21.75	23.5	34.25	20	17	19	16						19
			RTA 00												

DESCRIPTION	FEATURES	MODEL#	STANDARD FABRIC GRADES												
			1	2	3	4	5	6	7	8	9	10	11	12	
 <p>Upholstered Cantilever Frame w/Cantilever Arms COM Yardage: 1.50 Freight Class: 150 Product Weight (lbs.): 35 Cubic Feet Per Carton: 13.75</p>	Does not stack.	5954	543	582	612	658	723	753	812	906	978	1058	1224	1400	
		5954LM	-	-	-	-	723	-	-	906	978	1058	1224	1400	
		OVERALL DIMENSIONS			SEAT DIMENSIONS			BACK DIMENSIONS							
		W	D	H	W	D	H	W	H						
			24	23.5	34.25	20	17	19	16						19
			RTA 00												

DESCRIPTION	FEATURES	MODEL#	STANDARD FABRIC GRADES											
			1	2	3	4	5	6	7	8	9	10	11	12
 Upholstered Cantilever Frame w/Loop Arms COM Yardage: 1.50 Freight Class: 150 Product Weight (lbs.): 35 Cubic Feet Per Carton: 13.75	Does not stack.	5955	543	582	612	658	723	753	812	906	978	1058	1224	1400
		5955LM	-	-	-	-	723	-	-	906	978	1058	1224	1400
			OVERALL DIMENSIONS			SEAT DIMENSIONS			BACK DIMENSIONS					
			W	D	H	W	D	H	W	H				
			23.75	23.5	34.25	20	17	19	16	19				
RTA 00														

MARCHE™



model 8624 (BCH)

model 8621 (CH)

STANDARD FEATURES

- A contemporary wood seating series.
- Legs are standard in Black.
- Does not stack.
- **This item may require a longer lead time. Please contact your Global sales representative for further information.

OPTIONAL FEATURES

- Wood backs are available in Absolute (AAM), Black (BKM), Cherry (ACM), Cream (WTM), Espresso Cafe (ECM), English Oak (EOM), Fruitwood (TFM), Gray (HGM), Honey (AHM),

- Mahogany (TMM), Maple (AVM), Medium Walnut (MWM), Night (ASM), Shaker Cherry (SKM), Walnut (TWM), White (WHM) and Winter Cherry (WCM). Please Specify. Genuine maple faced veneers and solids are used.
- Optional finishes are available at an upcharge. For models 8621, 8622 or 8624 add \$62.00 for Chrome (CH) or Brushed Chrome (BCH), Add \$41.00 for Tungsten (TUN). For models 8621S, 8622S or 8624S add \$82.00 for Chrome (CH) or Brushed Chrome (BCH), Add \$58.00 for Tungsten (TUN).
- Available in fabric, most vinyls and leather.

	1	2	3	4	5	6	7	8	9	10	11	12
8621	758	813	827	847	876	886	911	959	981	1025	1086	1161

OVERALL DIMENSIONS			SEAT DIMENSIONS			BACK DIMENSIONS		
W	D	H	W	D	H	W	H	
20	21	31.5	19	16.5	19	20	13.5	

RTA 00



Side Chair Open wood back
 COM Yardage: .75
 Freight Class: 250
 Product Weight (lbs.): 43
 Cubic Feet Per Carton: 15

Does not stack.

	1	2	3	4	5	6	7	8	9	10	11	12
8622	766	833	855	889	937	954	996	1075	1113	1187	1287	1412

OVERALL DIMENSIONS			SEAT DIMENSIONS			BACK DIMENSIONS		
W	D	H	W	D	H	W	H	
20	21	31.5	19	16.5	19	20	13.5	

RTA 00



Side Chair Closed Upholstered Wood back
 COM Yardage: 1.25
 Freight Class: 250
 Product Weight (lbs.): 43
 Cubic Feet Per Carton: 15.73

Does not stack.

	1	2	3	4	5	6	7	8	9	10	11	12
8624	758	813	827	847	876	886	911	959	981	1025	1086	1161


OVERALL DIMENSIONS			SEAT DIMENSIONS			BACK DIMENSIONS		
W	D	H	W	D	H	W	H	
20	21	31.5	19	16.5	19	20	13.5	


RTA 00





Side Chair Closed Wood Back
 COM Yardage: .75
 Freight Class: 250
 Product Weight (lbs.): 43
 Cubic Feet Per Carton: 15.73


Does not stack.


DESCRIPTION	FEATURES	MODEL#	STANDARD FABRIC GRADES													
			1	2	3	4	5	6	7	8	9	10	11	12		
 <p>Counter Stool Open Wood Back COM Yardage: .75 Freight Class: 250 Product Weight (lbs.): 43 Cubic Feet Per Carton: 21</p>	Does not stack.	8621S26	937	957	972	995	1027	1042	1072	1119	1155	1195	1278	1366		
			OVERALL DIMENSIONS			SEAT DIMENSIONS			BACK DIMENSIONS							
			W	D	H	W	D	H	W	H						
			21.5	21	39	19	16.5	26	20	13.5						
			RTA 00													

DESCRIPTION	FEATURES	MODEL#	STANDARD FABRIC GRADES													
			1	2	3	4	5	6	7	8	9	10	11	12		
 <p>Counter Stool Closed Upholstered Wood Back COM Yardage: 1.25 Freight Class: 250 Product Weight (lbs.): 43 Cubic Feet Per Carton: 21</p>	Does not stack.	8622S26	974	1006	1032	1070	1124	1149	1198	1277	1337	1404	1541	1688		
			OVERALL DIMENSIONS			SEAT DIMENSIONS			BACK DIMENSIONS							
			W	D	H	W	D	H	W	H						
			21.5	21	39	19	16.5	26	20	13.5						
			RTA 00													

DESCRIPTION	FEATURES	MODEL#	STANDARD FABRIC GRADES													
			1	2	3	4	5	6	7	8	9	10	11	12		
 <p>Counter Stool Closed Wood Back COM Yardage: .75 Freight Class: 250 Product Weight (lbs.): 43 Cubic Feet Per Carton: 21</p>	Does not stack.	8624S26	937	957	972	995	1027	1042	1072	1119	1155	1195	1278	1366		
			OVERALL DIMENSIONS			SEAT DIMENSIONS			BACK DIMENSIONS							
			W	D	H	W	D	H	W	H						
			21.5	21	39	19	16.5	26	20	13.5						
			RTA 00													

DESCRIPTION	FEATURES	MODEL#	STANDARD FABRIC GRADES													
			1	2	3	4	5	6	7	8	9	10	11	12		
 <p>Barstool Open Wood Back COM Yardage: .75 Freight Class: 250 Product Weight (lbs.): 43 Cubic Feet Per Carton: 21</p>	Does not stack.	8621S30	987	1055	1067	1088	1117	1126	1151	1200	1222	1267	1327	1401		
			OVERALL DIMENSIONS			SEAT DIMENSIONS			BACK DIMENSIONS							
			W	D	H	W	D	H	W	H						
			21.5	21	43	19	16.5	30	20	13.5						
			RTA 00													

DESCRIPTION	FEATURES	MODEL#	STANDARD FABRIC GRADES													
			1	2	3	4	5	6	7	8	9	10	11	12		
 <p>Barstool Closed Upholstered Wood Back COM Yardage: 1.25 Freight Class: 250 Product Weight (lbs.): 43 Cubic Feet Per Carton: 21</p>	Does not stack.	8622S30	1025	1105	1127	1162	1209	1226	1268	1347	1385	1459	1559	1684		
			OVERALL DIMENSIONS			SEAT DIMENSIONS			BACK DIMENSIONS							
			W	D	H	W	D	H	W	H						
			21.5	21	43	19	16.5	30	20	13.5						
			RTA 00													

DESCRIPTION	FEATURES	MODEL#	STANDARD FABRIC GRADES															
			1	2	3	4	5	6	7	8	9	10	11	12				
 <p>Barstool Closed Wood Back COM Yardage: .75 Freight Class: 250 Product Weight (lbs.): 43 Cubic Feet Per Carton: 21</p>	Does not stack.	8624S30	987	1055	1067	1088	1117	1126	1151	1200	1222	1267	1327	1401				
			OVERALL DIMENSIONS			SEAT DIMENSIONS			BACK DIMENSIONS									
			W	D	H	W	D	H	W	H								
			21.5	21	43	19	16.5	30	20	13.5								
			RTA 00															

MAYNE™



model 8335T


model 8336T


STANDARD FEATURES

- Mayne offers classic styling and value in a finely crafted wood framed side chair.
- Offered in two back styles; Upholstered back or Vertical wood slat.
- Does not stack.

OPTIONAL FEATURES

- Wood frames available in Absolute (AAM), Black (BKM), Cherry (ACM), Espresso Cafe (ECM), English Oak (EOM), Fruitwood (TFM), Gray (HGM), Honey (AHM), Mahogany (TMM), Maple (AVM), Medium Walnut (MWM), Night (ASM), Shaker Cherry (SKM), Walnut (TWM), WC Cream (WTM), White (WHM) and Winter Cherry (WCE). Please Specify. Genuine maple faced veneers and solids are used.
- Offered in Fabric, Vinyl and Leather.

	STANDARD FABRIC GRADES																	
	1	2	3	4	5	6	7	8	9	10	11	12						
 <p>Upholstered Armchair COM Yardage: 1.25 Freight Class: 300 Product Weight (lbs.): 20 Cubic Feet Per Carton: 16</p>	Does not stack.	8335T	700	728	751	784	832	849	891	970	1008	1082	1182	1307				
			OVERALL DIMENSIONS			SEAT DIMENSIONS			BACK DIMENSIONS									
			W	D	H	W	D	H	W	H								
			23	24	33	20	18.25	18	17.5	14								
			RTA 00															

	STANDARD FABRIC GRADES																	
	1	2	3	4	5	6	7	8	9	10	11	12						
 <p>Vertical Wood Slat Armchair COM Yardage: .75 Freight Class: 300 Product Weight (lbs.): 18 Cubic Feet Per Carton: 16</p>	Does not stack.	8336T	725	743	757	777	805	816	841	888	911	955	1015	1090				
			OVERALL DIMENSIONS			SEAT DIMENSIONS			BACK DIMENSIONS									
			W	D	H	W	D	H	W	H								
			23	24	33	20	18.25	18	17.5	14								
			RTA 00															

POPCORN



model 6711



model 6712



Hand Hold Feature.

	Chair Stacking Capability		Stool Stacking Capability
	Stacks on floor	Stacks on dolly	Stacks on floor
Armless			
Polypropylene seat	up to 10 high	up to 34 high	up to 8 high
Upholstered seat	up to 8 high	up to 15 high	up to 8 high
With Arms			
Polypropylene seat	up to 10 high	up to 34 high	up to 8 high
Upholstered seat	up to 8 high	up to 15 high	up to 8 high

STANDARD FEATURES

- Popcorn a high quality stacking chair that is ideal for multi-purpose stack applications within corporate, government and healthcare facilities.
- Chair frame is constructed of 1/2" diameter solid chrome steel rod available exclusively in a durable chrome finish. There is no crossbar to interfere with feet or leg positions. Chrome frame without glides is standard and suitable for cork, rubberized and carpeted floors.
- Wall saver frame design; the base touches the wall before the upper back to protect the wall from damage.
- Upper back features a cut out hand hold to assist in stacking and transportation.
- Seat and back is a one piece polypropylene shell for strength and ease of cleaning and disinfecting.
- Chairs can be ganged together using ganging clamp set (6626), providing a 2" space between armchair models and 5" space between armless models.
- Upholstered models are equipped with a smooth black shroud underneath the seat to help prevent frame imprints on the lower chair while stacked.
- Popcorn beam seating consists of upper seat units (6717, 6719) including mounting brackets and all hardware necessary for attachment to beam.
- For all beam components, tables and a complete list of available upper seat units, see Beam Seating series.
- **Specifications and pricing are for 1 chair.**

OPTIONAL FEATURES

- Polypropylene shell and coordinating arms are available in 10 designer colors. Choose from Ivory Clouds (IVC), Asphalt Night (BLK), Caribbean Surf (CRS), Daffodil Day (DFD), Latte Beige (LAB), Lip Smacker (LPS), Sea Glass (SEG), Tiger Orange (TIO), Coffee Bean (CFB), and Platinum (PLT).
- Only polypropylene seat and back models only are certified to pass the CAL-133 Certification.
- A selection of glide options is available. Glid must be chosen to best suit flooring type and site conditions.
- Clear polycarbonate glides (CG) are available for carpet, rubber or concrete flooring, please specify. Add \$10.00.
- Glides with felt pads (FG) are available for vinyl sheet, cork or laminate flooring, please specify. Add \$20.00.
- Glides with rubber pads (RG) are available for vinyl, hardwood, laminate, stone or ceramic flooring, please specify. Add \$20.00.
- Glides with stainless steel pads (SG) are available for carpet or rubber flooring, please specify. Add \$20.00

DESCRIPTION	FEATURES	MODEL#	STANDARD TEXTILE GRADES											
			1	2	3	4	5	6	7	8	9	10	11	12



Armchair
COM Yardage: N/A
Freight Class: 150
Product Weight (lbs.): 23.50
Cubic Feet Per Carton: 17.75 (4 per carton)

Polypropylene Seat and Back.
Stacks 10 high on floor.
Stacks 34 high on dolly

6710	220												
-------------	-----	--	--	--	--	--	--	--	--	--	--	--	--

OVERALL DIMENSIONS			SEAT DIMENSIONS			BACK DIMENSIONS	
W	D	H	W	D	H	W	H
24.5	23.5	32.5	18	18	16.5	19.5	16



6711	146												
-------------	-----	--	--	--	--	--	--	--	--	--	--	--	--



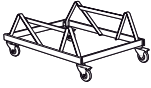
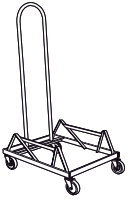










Armless Chair
COM Yardage: N/A
Freight Class: 150
Product Weight (lbs.): 15
Cubic Feet Per Carton: 14.75 (4 per carton)






Polypropylene Seat and Back.
Stacks 10 high on floor.
Stacks 34 high on dolly

OVERALL DIMENSIONS			SEAT DIMENSIONS			BACK DIMENSIONS	
W	D	H	W	D	H	W	H
20	23.5	32.5	18	18	16.5	19.5	16



DESCRIPTION	FEATURES	MODEL#	STANDARD TEXTILE GRADES											
			1	2	3	4	5	6	7	8	9	10	11	12
 <p>Armchair COM Yardage: 0.75 Freight Class: 150 Product Weight (lbs.): 24.50 Cubic Feet Per Carton: 19.25 (4 per carton)</p>	<p>Upholstered seat and Polypropylene Back Stacks 8 high on floor. Stacks 15 high on dolly</p>	<p>6712</p>	290	309	323	344	374	385	411	461	484	531	593	672
			<p>OVERALL DIMENSIONS</p>			<p>SEAT DIMENSIONS</p>			<p>BACK DIMENSIONS</p>					
			W	D	H	W	D	H	W	H				
			24.5	23.5	32.5	18	18	17	19.5	15.5				
			<p>RTA 00</p>											
 <p>Armless Chair COM Yardage: 0.75 Freight Class: 150 Product Weight (lbs.): 29 Cubic Feet Per Carton: 16 (4 per carton)</p>	<p>Upholstered seat and Polypropylene Back Stacks 8 high on floor. Stacks 15 high on dolly</p>	<p>6713</p>	215	233	247	268	298	309	335	384	408	455	517	596
			<p>OVERALL DIMENSIONS</p>			<p>SEAT DIMENSIONS</p>			<p>BACK DIMENSIONS</p>					
			W	D	H	W	D	H	W	H				
			20	23.5	32.5	18	18	17	19.5	15.5				
			<p>RTA 00</p>											
 <p>Medium Density Dolly COM Yardage: N/A Freight Class: 150 Product Weight (lbs.): 29 Cubic Feet Per Carton: 9</p>	<p>For upholstered models Can stack chairs up to 15 high Fits through standard 80" door frame</p>	<p>6714</p>	495	-	-	-	-	-	-	-	-	-	-	-
			<p>OVERALL DIMENSIONS</p>			<p>SEAT DIMENSIONS</p>			<p>BACK DIMENSIONS</p>					
			W	D	H	W	D	H	W	H				
			21.375	31.75	18	-	-	-	-	-				
			<p>RTA 00</p>											
 <p>High Density Dolly COM Yardage: N/A Freight Class: 150 Product Weight (lbs.): 30 Cubic Feet Per Carton: 5.5</p>	<p>For polypropylene models Can stack chairs up to 34 high Fits through standard 80" door frame</p>	<p>6715</p>	495	-	-	-	-	-	-	-	-	-	-	
			<p>OVERALL DIMENSIONS</p>			<p>SEAT DIMENSIONS</p>			<p>BACK DIMENSIONS</p>					
			W	D	H	W	D	H	W	H				
			21.375	31.75	51.75	-	-	-	-	-				
			<p>RTA 00 </p>											
 <p>Armless Seat Unit COM Yardage: N/A Freight Class: 150 Product Weight (lbs.): 17 Cubic Feet Per Carton: 6.5 (2 per carton)</p>	<p>Polypropylene Seat and Back. Use with beam.</p>	<p>6717</p>	225	-	-	-	-	-	-	-	-	-	-	
			<p>OVERALL DIMENSIONS</p>			<p>SEAT DIMENSIONS</p>			<p>BACK DIMENSIONS</p>					
			W	D	H	W	D	H	W	H				
			20	21	18	18	18	-	19.5	16				
			<p>RTA 00</p>											

DESCRIPTION	FEATURES	MODEL#	STANDARD FABRIC GRADES											
			1	2	3	4	5	6	7	8	9	10	11	12
 <p>Armless Seat Unit COM Yardage: 0.75 Freight Class: 150 Product Weight (lbs.): 18 Cubic Feet Per Carton: 6.5 (2 per carton)</p>	<p>Popcorn Upholstered Seat and Polypropylene Back. Use with beam.</p>	<p>6719</p>	294	314	329	352	384	399	429	476	512	552	635	723
			<p>OVERALL DIMENSIONS</p>			<p>SEAT DIMENSIONS</p>			<p>BACK DIMENSIONS</p>					
			W	D	H	W	D	H	W	H				
			20	21	18	18	18	-	19.5	16				
			<p>RTA 00</p>											
 <p>Ganging Clamp Set - 2 Clamps COM Yardage: N/A Freight Class: 70 Product Weight (lbs.): .30 Cubic Feet Per Carton: .04 (1 set per carton)</p>		<p>6626</p>	17	-	-	-	-	-	-	-	-	-	-	
	<p>OVERALL DIMENSIONS</p>			<p>SEAT DIMENSIONS</p>			<p>BACK DIMENSIONS</p>							
	W		D	H	W	D	H	W	H					
	1.00		6.5	0.75	-	-	-	-	-					
			<p>RTA 00 </p>											
 <p>Barstool w/Arms COM Yardage: N/A Freight Class: 250 Product Weight (lbs.): 29 Cubic Feet Per Carton: 21.50 (2 per carton)</p>	<p>Polypropylene Seat and Back. Stacks 8 high on floor.</p>	<p>6710BS</p>	359											
			<p>OVERALL DIMENSIONS</p>			<p>SEAT DIMENSIONS</p>			<p>BACK DIMENSIONS</p>					
			W	D	H	W	D	H	W	H				
			24.5	25.5	44.5	18	18	29	19.5	16				
			<p>RTA 00</p>											
 <p>Counter stool w/Arms COM Yardage: N/A Freight Class: 250 Product Weight (lbs.): 24 Cubic Feet Per Carton: 21.50 (2 per carton)</p>	<p>Polypropylene Seat and Back. Stacks 8 high on floor.</p>	<p>6710CS</p>	380											
			<p>OVERALL DIMENSIONS</p>			<p>SEAT DIMENSIONS</p>			<p>BACK DIMENSIONS</p>					
			W	D	H	W	D	H	W	H				
			24.5	25.5	40.5	18	18	24	19.5	16				
			<p>RTA 00</p>											
 <p>Armless Barstool COM Yardage: N/A Freight Class: 250 Product Weight (lbs.): 27 Cubic Feet Per Carton: 17.50 (2 per carton)</p>	<p>Polypropylene Seat and Back. Stacks 8 high on floor.</p>	<p>6711BS</p>	258											
			<p>OVERALL DIMENSIONS</p>			<p>SEAT DIMENSIONS</p>			<p>BACK DIMENSIONS</p>					
			W	D	H	W	D	H	W	H				
			20	25.5	44.5	18	18	29	19.5	16				
			<p>RTA 00</p>											

DESCRIPTION	FEATURES	MODEL#	STANDARD FABRIC GRADES											
			1	2	3	4	5	6	7	8	9	10	11	12
 Armless Counter Stool COM Yardage: N/A Freight Class: 250 Product Weight (lbs.): 22 Cubic Feet Per Carton: 17.50 (2 per carton)	Polypropylene Seat and Back. Stacks 8 high on floor.	6711CS 323												
			OVERALL DIMENSIONS W D H			SEAT DIMENSIONS W D H			BACK DIMENSIONS W H					
			20	25.5	40.5	18	18	24	19.5	16				
			RTA 00											
 Barstool w/Arms COM Yardage: 0.75 Freight Class: 150 Product Weight (lbs.): 27 Cubic Feet Per Carton: 21.5 (2 per carton)	Upholstered seat and Polypropylene Back Stacks 8 high on floor.	6712BS 433 453 468 491 523 538 568 615 651 691 774 862												
			OVERALL DIMENSIONS W D H			SEAT DIMENSIONS W D H			BACK DIMENSIONS W H					
			24.5	25.5	44.5	18	18	29.5	19.5	16				
			RTA 00											
 Counter Stool w/Arms COM Yardage: 0.75 Freight Class: 150 Product Weight (lbs.): 22 Cubic Feet Per Carton: 21.5 (2 per carton)	Upholstered seat and Polypropylene Back Stacks 8 high on floor.	6712CS 454 474 489 512 544 559 589 636 672 712 795 883												
			OVERALL DIMENSIONS W D H			SEAT DIMENSIONS W D H			BACK DIMENSIONS W H					
			24.5	25.5	40.5	18	18	24.5	19.5	16				
			RTA 00											
 Armless Barstool COM Yardage: 0.75 Freight Class: 150 Product Weight (lbs.): 28 Cubic Feet Per Carton: 17.5 (2 per carton)	Upholstered seat and Polypropylene Back Stacks 8 high on floor.	6713BS 352 372 387 410 442 457 487 534 570 610 693 781												
			OVERALL DIMENSIONS W D H			SEAT DIMENSIONS W D H			BACK DIMENSIONS W H					
			20	25.5	44.5	18	18	29.5	19.5	16				
			RTA 00											
 Armless Counter Stool COM Yardage: 0.75 Freight Class: 150 Product Weight (lbs.): 20 Cubic Feet Per Carton: 17.5 (2 per carton)	Upholstered seat and Polypropylene Back Stacks 8 high on floor.	6713CS 373 393 408 431 463 478 508 555 591 631 714 802												
			OVERALL DIMENSIONS W D H			SEAT DIMENSIONS W D H			BACK DIMENSIONS W H					
			20	25.5	40.5	18	18	24.5	19.5	16				
			RTA 00											

REST®



model 2614

model 2644

STANDARD FEATURES

- Complementary to the Ride series, Rest provides a solution for office guest seating as well as for meeting and multi-purpose rooms.
- Polypropylene backs are available in Black (BK) Only.
- All seat side panels are upholstered in Black Suede Only.
- Frame is standard in a Tungsten colored finish (TUN).
- Arm and armless models can be joined together using ganging clamp model 2180.

OPTIONAL FEATURES

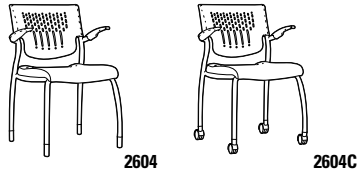
- For availability of chair series in Vinyl, please contact a Global Sales Representative. Not available in Leather/Mock Leather combination (Grade 7).
- Optional frame is available in a Charcoal Grey finish (CHR) at no charge. Please Specify.
- There are No arm options for the Rest series.

DESCRIPTION

FEATURES

MODEL#

STANDARD FABRIC GRADES



2604

2604C

Armchair w/Upholstered Seat
COM Yardage: 1
Freight Class: 300
Product Weight (lbs.): 21
Cubic Feet Per Carton: 13.25

Does not stack.

Ergonomic Features:
M, N

	1	2	3	4	5	6	7	8	9	10	11	12
2604	-	623	643	673	712	730	764	832	866	930	1015	1124
2604C Casters	-	666	687	717	758	774	810	878	914	978	1066	1176

OVERALL DIMENSIONS

W D H

SEAT DIMENSIONS

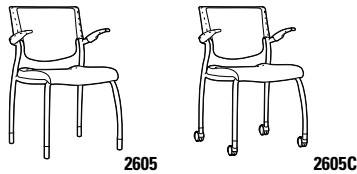
W D H

BACK DIMENSIONS

W H

24	23	33.75	17.5	17.5	18.5	18	15.5
----	----	-------	------	------	------	----	------

RTA 00



2605

2605C

Armchair w/Upholstered Seat and Back Pad
COM Yardage: 1
Freight Class: 300
Product Weight (lbs.): 21
Cubic Feet Per Carton: 13.25

Does not stack.

Ergonomic Features:
M, N

	1	2	3	4	5	6	7	8	9	10	11	12
2605	-	686	707	735	777	794	829	898	933	997	1086	1195
2605C Casters	-	729	750	778	820	836	872	940	975	1040	1128	1238

OVERALL DIMENSIONS

W D H

SEAT DIMENSIONS

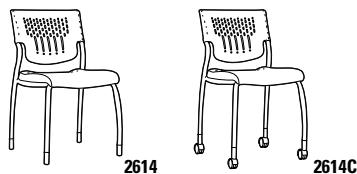
W D H

BACK DIMENSIONS

W H

24	23	33.75	17.5	17.5	18.5	18	15.5
----	----	-------	------	------	------	----	------

RTA 00



2614

2614C

Armless chair w/Upholstered Seat
COM Yardage: 1
Freight Class: 300
Product Weight (lbs.): 19
Cubic Feet Per Carton: 10.50

Does not stack.

Ergonomic Features:
M, N

	1	2	3	4	5	6	7	8	9	10	11	12
2614	-	554	575	605	645	661	696	763	799	861	946	1054
2614C Casters	-	596	617	646	688	703	740	807	844	908	996	1106

OVERALL DIMENSIONS

W D H

SEAT DIMENSIONS

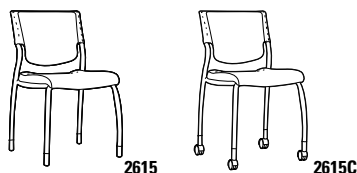
W D H

BACK DIMENSIONS

W H

19.5	23	33.75	17.5	17.5	18.5	18	15.5
------	----	-------	------	------	------	----	------

RTA 00



2615

2615C

Armless chair w/Upholstered Seat and Back Pad
COM Yardage: 1
Freight Class: 300
Product Weight (lbs.): 19
Cubic Feet Per Carton: 10.50

Does not stack.

Ergonomic Features:
M, N

	1	2	3	4	5	6	7	8	9	10	11	12
2615	-	617	637	666	708	724	760	828	864	928	1017	1126
2615C Casters	-	658	679	708	750	765	802	871	905	969	1058	1168

OVERALL DIMENSIONS

W D H

SEAT DIMENSIONS






W D H




BACK DIMENSIONS

W H

19.5	23	33.75	17.5	17.5	18.5	18	15.5
------	----	-------	------	------	------	----	------

RTA 00

DESCRIPTION	FEATURES	MODEL#	STANDARD FABRIC GRADES											
			1	2	3	4	5	6	7	8	9	10	11	12
 Armchair w/Upholstered Seat COM Yardage: 1 Freight Class: 300 Product Weight (lbs.): 25.50 Cubic Feet Per Carton: 13.25	Does not stack. Ergonomic Features: M, N	2624	-	661	680	709	751	765	802	869	904	965	1052	1159
			OVERALL DIMENSIONS			SEAT DIMENSIONS			BACK DIMENSIONS					
			W	D	H	W	D	H	W	H				
			24	23	33.25	17.5	17.5	18	18	15.5				
						RTA 00								
 Armchair w/Upholstered Seat and Back Pad COM Yardage: 1 Freight Class: 300 Product Weight (lbs.): 25.50 Cubic Feet Per Carton: 13.25	Does not stack. Ergonomic Features: M, N	2625	-	723	743	773	815	829	867	935	969	1034	1123	1233
			OVERALL DIMENSIONS			SEAT DIMENSIONS			BACK DIMENSIONS					
			W	D	H	W	D	H	W	H				
			24	23	33.25	17.5	17.5	18	18	15.5				
						RTA 00								
 Side Chair w/Upholstered Seat COM Yardage: 1 Freight Class: 250 Product Weight (lbs.): 23 Cubic Feet Per Carton: 10.50	Does not stack. Ergonomic Features: M, N	2634	-	592	612	641	681	698	733	801	834	896	984	1093
			OVERALL DIMENSIONS			SEAT DIMENSIONS			BACK DIMENSIONS					
			W	D	H	W	D	H	W	H				
			19.5	23	33.25	17.5	17.5	18	18	15.5				
						RTA 00								
 Side Chair w/Upholstered Seat and Back Pad COM Yardage: 1 Freight Class: 250 Product Weight (lbs.): 23 Cubic Feet Per Carton: 10.50	Does not stack. Ergonomic Features: M, N	2635	-	655	676	705	746	761	799	867	902	965	1054	1164
			OVERALL DIMENSIONS			SEAT DIMENSIONS			BACK DIMENSIONS					
			W	D	H	W	D	H	W	H				
			19.5	23	33.25	17.5	17.5	18	18	15.5				
						RTA 00								
 Barstool w/Upholstered Seat COM Yardage: 1 Freight Class: 300 Product Weight (lbs.): 26 Cubic Feet Per Carton: 15.75	Does not stack. Ergonomic Features: M, N	2644	-	701	721	750	789	805	842	909	942	1004	1093	1199
			OVERALL DIMENSIONS			SEAT DIMENSIONS			BACK DIMENSIONS					
			W	D	H	W	D	H	W	H				
			24	23	45.5	17.5	17.5	29.5	18	16				
						RTA 00								

DESCRIPTION	FEATURES	MODEL#	STANDARD FABRIC GRADES														
			1	2	3	4	5	6	7	8	9	10	11	12			
 <p>Barstool w/Upholstered Seat and Back Pad COM Yardage: 1 Freight Class: 300 Product Weight (lbs.): 26 Cubic Feet Per Carton: 15.75</p>	<p>Does not stack.</p> <p>Ergonomic Features: M, N</p>	<p>2645</p> <p>RTA 00</p>	-	763	783	812	853	870	908	975	1009	1074	1163	1272			
			OVERALL DIMENSIONS			SEAT DIMENSIONS			BACK DIMENSIONS								
			W	D	H	W	D	H	W	H							
	24	23	45.5	17.5	17.5	29.5	18	16									
 <p>Armless Barstool w/Upholstered Seat COM Yardage: 1 Freight Class: 300 Product Weight (lbs.): 24 Cubic Feet Per Carton: 15.75</p>	<p>Does not stack.</p> <p>Ergonomic Features: M, N</p>	<p>2654</p> <p>RTA 00</p>	-	630	650	679	721	735	773	839	872	935	1024	1129			
			OVERALL DIMENSIONS			SEAT DIMENSIONS			BACK DIMENSIONS								
			W	D	H	W	D	H	W	H							
	21	23	45.5	17.5	17.5	29.5	18	16									
 <p>Armless Barstool w/Upholstered Seat and Back Pad COM Yardage: 1 Freight Class: 300 Product Weight (lbs.): 24 Cubic Feet Per Carton: 15.75</p>	<p>Does not stack.</p> <p>Ergonomic Features: M, N</p>	<p>2655</p> <p>RTA 00</p>	-	694	713	741	781	796	831	896	929	990	1075	1179			
			OVERALL DIMENSIONS			SEAT DIMENSIONS			BACK DIMENSIONS								
			W	D	H	W	D	H	W	H							
	21	23	45.5	17.5	17.5	29.5	18	16									

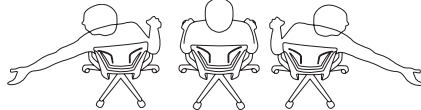
ROMA® NESTER



model 1898



model 1899



(Models 1890, 190L, 1900, 1900L)

The Polypropylene Medium Back and the Upholstered Medium Back feature a flexible back construction that provides support, proper spinal alignment and comfort when moving or reaching in a seated position.

STANDARD FEATURES

- Flexible, elegant and affordable, Roma offers a family of seating with simple clean lines.
- Please see Work + Task section for additional Roma models.
- Four back versions are available. Choose from Mesh, Flexible Polypropylene or Honeycomb Polypropylene back.
- All "L" models have two piece seats with a radius towards the rear of the seat.
- Flexible polypropylene back chair features a built in lumbar support designed to move as you move and is available exclusively in black.
- The horizontal nesting chairs are easy to store. Simply flip the seat upward and then roll into nesting position, like a shopping cart.
- Arms are durable fiberglass reinforced Nylon, fixed height. Armcaps are durable Polyurethane (SSU), soft and warm to the touch.
- Nesting chairs are available in Tungsten (TUN) or Black (BLK).
- C1 casters are standard.

OPTIONAL FEATURES

- Breathable mesh back is available in six colors. Choose from Autumn Orange (AO), Spring Green (SG) Winter Grey (WG), Midnight Black (MB), Summer Blue (SB), Fall Burgundy (FB).
- Nesting chair are available in a Chrome frame is an option. Please specify (CHM), Add \$27.00.
- Available in fabric and leather with the EXCEPTION of Station, Imprint, and Renewal.

DESCRIPTION	FEATURES	MODEL#	STANDARD FABRIC GRADES											
			1	2	3	4	5	6	7	8	9	10	11	12



Honeycomb MB - Armless Flip Seat Nesting Chair

COM Yardage: 1
 Freight Class: 250
 Product Weight (lbs.): 29
 Cubic Feet Per Carton: 13.75

Nesting chair.
 Ergonomic Features:
 M, N

	1	2	3	4	5	6	7	8	9	10	11	12
1888	477	501	520	548	588	601	637	703	735	797	880	985
1888L Leather	-	-	-	-	-	-	-	714	757	811	903	1007
OVERALL DIMENSIONS	W D H			SEAT DIMENSIONS			BACK DIMENSIONS					
	24.5	23.5	36	19.5	17	18	18.5	18				

RTA 00



Mesh MB - Armless Flip Seat Nesting Chair

COM Yardage: 1
 Freight Class: 250
 Product Weight (lbs.): 29
 Cubic Feet Per Carton: 13.75

Nesting chair.
 Ergonomic Features:
 M, N

	1	2	3	4	5	6	7	8	9	10	11	12
1889	477	501	520	548	588	601	637	703	735	797	880	985
1889L Leather	-	-	-	-	-	-	-	726	769	823	915	1018
OVERALL DIMENSIONS	W D H			SEAT DIMENSIONS			BACK DIMENSIONS					
	24.5	23.5	36	19.5	17	18	18.5	18				

RTA 00








Polypropylene MB - Armless Flip Seat Nesting Chair

COM Yardage: 1
 Freight Class: 250
 Product Weight (lbs.): 29
 Cubic Feet Per Carton: 13.75

Nesting chair.
 Ergonomic Features:
 M, N

	1	2	3	4	5	6	7	8	9	10	11	12
1890	477	501	520	548	588	601	637	703	735	797	880	985
1890L Leather	-	-	-	-	-	-	-	726	769	823	915	1018
OVERALL DIMENSIONS	W D H			SEAT DIMENSIONS			BACK DIMENSIONS					
	24.5	23.5	36	19.5	17	18	18.5	18				

RTA 00

DESCRIPTION	FEATURES	MODEL#	STANDARD FABRIC GRADES												
			1	2	3	4	5	6	7	8	9	10	11	12	
 <p>Honeycomb MB - Flip Seat Nesting Armchair COM Yardage: 1 Freight Class: 250 Product Weight (lbs.): 30 Cubic Feet Per Carton: 13.75</p>	<p>Nesting chair.</p> <p>Ergonomic Features: M, N</p>	<p>1898</p> <p>1898L Leather</p>	518	543	562	590	630	643	679	745	777	839	922	1027	
			OVERALL DIMENSIONS			SEAT DIMENSIONS			BACK DIMENSIONS						
			W	D	H	W	D	H	W	H					
			24.5	23.5	36	19.5	17	18	18.5	18					
			RTA 00												
 <p>Mesh MB - Flip Seat Nesting Armchair COM Yardage: 1 Freight Class: 250 Product Weight (lbs.): 30 Cubic Feet Per Carton: 13.75</p>	<p>Nesting chair.</p> <p>Ergonomic Features: M, N</p>	<p>1899</p> <p>1899L Leather</p>	518	542	561	589	629	642	678	743	776	838	921	1026	
			OVERALL DIMENSIONS			SEAT DIMENSIONS			BACK DIMENSIONS						
			W	D	H	W	D	H	W	H					
			24.5	23.5	36	19.5	17	18	18.5	18					
			RTA 00												
 <p>Polypropylene MB - Flip Seat Nesting Armchair COM Yardage: 1 Freight Class: 250 Product Weight (lbs.): 30 Cubic Feet Per Carton: 13.75</p>	<p>Nesting chair.</p> <p>Ergonomic Features: M, N</p>	<p>1900</p> <p>1900L Leather</p>	518	542	561	589	629	642	678	743	776	838	921	1026	
			OVERALL DIMENSIONS			SEAT DIMENSIONS			BACK DIMENSIONS						
			W	D	H	W	D	H	W	H					
			24.5	23.5	36	19.5	17	18	18.5	18					
			RTA 00												
 <p>Upholstered Back Pad COM Yardage: 1 Freight Class: 70 Product Weight (lbs.): 1.50 Cubic Feet Per Carton: 1.10</p>		<p>1909</p> <p>1909L Leather</p>	127	152	172	202	244	258	295	364	399	463	551	661	
			OVERALL DIMENSIONS			SEAT DIMENSIONS			BACK DIMENSIONS						
			W	D	H	W	D	H	W	H					
			20.5	19	.38	21	18	18	20	20.5					
			RTA 00												
															

SAVOIR™



model 9535



model 9536

STANDARD FEATURES

- Wood guest seating with the look of prestige and elegance to complement almost any decor.
- Does not stack.

OPTIONAL FEATURES

- Wood frames are available in Absolute (AAM), Black (BKM), Cherry (ACM), Espresso Cafe (ECM), English Oak (EOM), Fruitwood (TFM), Gray (HGM), Honey (AHM), Mahogany (TMM), Maple (AVM), Medium Walnut (MWM), Night (ASM), Shaker Cherry (SKM), Walnut (TWM), WC Cream (WTM), White (WHM) and Winter Cherry (WCE). Please Specify. Genuine maple faced veneers and solids are used.
- Not available in a Leather/Mock Leather combination (Grade 7).

DESCRIPTION	FEATURES	MODEL#	STANDARD FABRIC GRADES													
			1	2	3	4	5	6	7	8	9	10	11	12		
 <p>Armchair - Upholstered Back COM Yardage: 1.25 Freight Class: 300 Product Weight (lbs.): 24 Cubic Feet Per Carton: 13.25</p>	Does not stack. Ergonomic Features: M, N	9535	952	983	1008	1043	1095	1113	1157	1244	1284	1364	1471	1606		
		OVERALL DIMENSIONS			SEAT DIMENSIONS			BACK DIMENSIONS								
		W	D	H	W	D	H	W	H							
		24	24.5	35.5	21	19.5	18.5	16	17							
 <p>Armchair - Wood Fan Back COM Yardage: 1 Freight Class: 300 Product Weight (lbs.): 22 Cubic Feet Per Carton: 13.25</p>	Does not stack. Ergonomic Features: M, N	9536	952	977	996	1025	1066	1081	1117	1184	1219	1282	1367	1475		
		OVERALL DIMENSIONS			SEAT DIMENSIONS			BACK DIMENSIONS								
		W	D	H	W	D	H	W	H							
		24	24.5	35.5	21	19.5	18.5	16	17							

SIDERO



model 6901 (BLK)



model 6900 (BLK) Stacked



model 6900C



model 6905

	Sidero Chairs Stacking Capability	
	Stacking on floor	Stacking on dolly
Models Types		
Arm Chairs without Casters	up to 5 high	up to 8 high
Arm Chairs with Casters	up to 3 high	N/A
Armless Chairs without Casters	up to 5 high	up to 8 high
Armless Chairs with Casters	up to 3 high	N/A
Preschool Armless Models	up to 4 high	N/A

STANDARD FEATURES

- Sidero seating has a sculptured appearance, featuring wide curved arms and a round tubular steel frame, with wall safe construction.
- Sidero series includes side chairs (arms and armless), available with casters or with a sled base, counter stools and barstools.
- Arms are 2 1/8 inches wide and full length, offering support to help stabilize users as they sit in or exit chairs.
- The gently curved arms are made from incredibly strong fiberglass reinforced nylon.
- The back of the chair is compound curved to provide comfort and support in multiple seating positions. No visible back attachment hardware. Backs are attached using concealed hardware only.
- The outer back is upholstered in the same material selection as the rest of the chair.
- Chairs are "Wall Safe". Rear legs hit the baseboard first leaving clearance between the back of the chair and the wall, saving both the chair and the wall from damage.
- Legs flair out to the rear to provide additional stability.
- The rugged steel frame is made from round welded steel tubing 7/8" dia.
- Arm and armless models can be joined together using ganging clamp model 6526.
- Equipped with a polypropylene seat shroud that helps stabilize chairs when stacked and avoid frame imprints on upholstered seats.
- Four legged models can be stacked. Stools and sled base models do not stack. Please note when stacking painted frame chairs, paint may scratch.

- Standard glide is a durable Black Polypropylene foot.
- Four Legged chairs with casters are standard with C82 dual wheel carpet casters.
- Sidero beam seating consists of upper seat units (6930, 6931) including mounting brackets and all hardware necessary for attachment to beam.
- For all beam components, tables and a complete list of available upper seat units, see Beam Seating series

OPTIONAL FEATURES

- A choice of Black (BLK) or Tungsten (TUN) finish must be specified. No upcharge.
- A Chrome (CH) frame is optionally available, Please Specify and Add \$27.00.
- For chairs used on hard surface floors PLEASE SPECIFY Opaque (off White) Non-Marking Glides (NM). No upcharge.
- Steel self-leveling rubber cushioned glide is optionally available Please specify (B), add \$20.00
- For hard surface flooring Please Specify C9R. with rubber covered wheels. Add \$47.00
- Available in fabric and leather with the EXCEPTION of Jenny, Match, Quilt, Station, and Couture.
- Optional ballistic nylon outer back fabric available. Resistant to impact damage, only in Black (BKB). Add \$13.00.
- Optional 1 inch additional seat foam. Please specify 3F. Add \$26.00.

DESCRIPTION FEATURES MODEL# STANDARD FABRIC GRADES



Armchair
COM Yardage: 1.25
Freight Class: 300
Product Weight (lbs.): 25
Cubic Feet Per Carton: 13.50

Stacks 5 high on floor.
Stacks 8 high on dolly.

	1	2	3	4	5	6	7	8	9	10	11	12
6900	377	406	430	464	515	532	576	659	699	776	880	1011
6900LM Leather/Mock Leather	-	-	-	-	498	-	-	643	-	759	-	-

OVERALL DIMENSIONS			SEAT DIMENSIONS			BACK DIMENSIONS	
W	D	H	W	D	H	W	H
25.5	24	33	19.5	18	17.5	19	15.5



Armchair w/ Casters
COM Yardage: 1.25
Freight Class: 300
Product Weight (lbs.): 25
Cubic Feet Per Carton: 13.50



Stacks 3 high on floor.






	1	2	3	4	5	6	7	8	9	10	11	12
6900C	429	458	482	517	567	585	629	711	751	828	933	1063
6900CLM Leather/Mock Leather	-	-	-	-	546	-	-	691	-	807	-	-


OVERALL DIMENSIONS			SEAT DIMENSIONS			BACK DIMENSIONS	
W	D	H	W	D	H	W	H
25.5	24	33	19.5	18	17.5	19	15.5

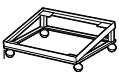




DESCRIPTION	FEATURES	MODEL#	STANDARD FABRIC GRADES											
			1	2	3	4	5	6	7	8	9	10	11	12
 <p>Side Chair COM Yardage: 1.25 Freight Class: 250 Product Weight (lbs.): 23 Cubic Feet Per Carton: 11.25</p>	Stacks 5 high on floor. Stacks 8 high on dolly.	6901	340	369	393	428	478	496	540	622	662	739	844	974
		6901LM	-	-	-	-	457	-	-	602	-	718	-	-
		Leather/Mock Leather												
		OVERALL DIMENSIONS			SEAT DIMENSIONS			BACK DIMENSIONS						
		W	D	H	W	D	H	W	H					
21	24	33	19.5	18	17.5	19	15.5							
		RTA 00												


DESCRIPTION	FEATURES	MODEL#	STANDARD FABRIC GRADES											
			1	2	3	4	5	6	7	8	9	10	11	12
 <p>Side Chair COM Yardage: 1.25 Freight Class: 250 Product Weight (lbs.): 23 Cubic Feet Per Carton: 11.25</p>	Stacks 3 high on floor.	6901C	408	438	462	497	547	565	609	691	731	808	913	1043
		6901CLM	-	-	-	-	525	-	-	670	-	787	-	-
		Leather/Mock Leather												
		OVERALL DIMENSIONS			SEAT DIMENSIONS			BACK DIMENSIONS						
		W	D	H	W	D	H	W	H					
21	24	33	19.5	18	17.5	19	15.5							
		RTA 00												


DESCRIPTION	FEATURES	MODEL#	STANDARD FABRIC GRADES											
			1	2	3	4	5	6	7	8	9	10	11	12
 <p>Armchair - Sled Base COM Yardage: 1.25 Freight Class: 300 Product Weight (lbs.): 26 Cubic Feet Per Carton: 13.50</p>	Does not stack.	6902	471	501	525	560	610	627	671	754	794	871	975	1106
		6902LM	-	-	-	-	597	-	-	742	-	858	-	-
		Leather/Mock Leather												
		OVERALL DIMENSIONS			SEAT DIMENSIONS			BACK DIMENSIONS						
		W	D	H	W	D	H	W	H					
25.5	24	33	19.5	18	17.5	19	15.5							
		RTA 00												


DESCRIPTION	FEATURES	MODEL#	STANDARD FABRIC GRADES											
			1	2	3	4	5	6	7	8	9	10	11	12
 <p>Side Chair - Sled Base COM Yardage: 1.25 Freight Class: 250 Product Weight (lbs.): 23 Cubic Feet Per Carton: 11.25</p>	Does not stack.	6903	437	467	491	525	575	593	637	719	759	836	941	1072
		6903LM	-	-	-	-	559	-	-	704	-	820	-	-
		Leather/Mock Leather												
		OVERALL DIMENSIONS			SEAT DIMENSIONS			BACK DIMENSIONS						
		W	D	H	W	D	H	W	H					
21	24	33	19.5	18	17.5	19	15.5							
		RTA 00												


DESCRIPTION	FEATURES	MODEL#	STANDARD FABRIC GRADES											
			1	2	3	4	5	6	7	8	9	10	11	12
 <p>Dolly COM Yardage: N/A Freight Class: 150 Product Weight (lbs.): 16 Cubic Feet Per Carton: 3.80</p>		2125WS	288	-	-	-	-	-	-	-	-	-	-	-
		OVERALL DIMENSIONS			SEAT DIMENSIONS			BACK DIMENSIONS						
		W	D	H	W	D	H	W	H					
		23.25	24.75	12.25	-	-	-	-	-					
				RTA 1										





DESCRIPTION	FEATURES	MODEL#	STANDARD FABRIC GRADES												
			1	2	3	4	5	6	7	8	9	10	11	12	
 <p>Counter Stool w/Arms COM Yardage: 1.25 Freight Class: 300 Product Weight (lbs.): 28 Cubic Feet Per Carton: 18.75</p>	Does not stack.	6904	510	541	565	599	649	667	711	794	833	911	1015	1146	
		6904LM	-	-	-	-	680	-	-	825	-	941	-	-	
		OVERALL DIMENSIONS			SEAT DIMENSIONS			BACK DIMENSIONS							
		W	D	H	W	D	H	W	H						
		25.5	24	40.5	19.5	18	24.5	19	15.5						
RTA 00															

DESCRIPTION	FEATURES	MODEL#	STANDARD FABRIC GRADES												
			1	2	3	4	5	6	7	8	9	10	11	12	
 <p>Armless Counter Stool COM Yardage: 1.25 Freight Class: 300 Product Weight (lbs.): 25 Cubic Feet Per Carton: 14.50</p>	Does not stack.	6905	469	498	522	556	607	624	668	751	791	868	972	1103	
		6905LM	-	-	-	-	590	-	-	735	-	851	-	-	
		OVERALL DIMENSIONS			SEAT DIMENSIONS			BACK DIMENSIONS							
		W	D	H	W	D	H	W	H						
		21	24	40.5	19.5	18	24.5	19	15.5						
RTA 00															

DESCRIPTION	FEATURES	MODEL#	STANDARD FABRIC GRADES												
			1	2	3	4	5	6	7	8	9	10	11	12	
 <p>Barstool w/Arms COM Yardage: 1.25 Freight Class: 300 Product Weight (lbs.): 30 Cubic Feet Per Carton: 20</p>	Does not stack.	6906	533	564	588	622	672	690	734	817	856	934	1038	1169	
		6906LM	-	-	-	-	654	-	-	799	-	915	-	-	
		OVERALL DIMENSIONS			SEAT DIMENSIONS			BACK DIMENSIONS							
		W	D	H	W	D	H	W	H						
		25.5	24	44.5	19.5	18	28.5	19	15.5						
RTA 00															

DESCRIPTION	FEATURES	MODEL#	STANDARD FABRIC GRADES												
			1	2	3	4	5	6	7	8	9	10	11	12	
 <p>Armless Barstool COM Yardage: 1.25 Freight Class: 300 Product Weight (lbs.): 27 Cubic Feet Per Carton: 15.75</p>	Does not stack.	6907	481	510	534	569	619	637	681	763	803	880	985	1116	
		6907LM	-	-	-	-	602	-	-	748	-	864	-	-	
		OVERALL DIMENSIONS			SEAT DIMENSIONS			BACK DIMENSIONS							
		W	D	H	W	D	H	W	H						
		21	24	44.5	19.5	18	28.5	19	15.5						
RTA 00															

DESCRIPTION	FEATURES	MODEL#	STANDARD FABRIC GRADES												
			1	2	3	4	5	6	7	8	9	10	11	12	
 <p>Armless Chair - 10" High Seat COM Yardage: 1 Freight Class: 250 Product Weight (lbs.): 14 Cubic Feet Per Carton: 3.70</p>	Stack up to 4 high on floor. For Preschool to Kindergarten.	6908	293	318	337	365	405	418	454	520	552	614	698	802	
		OVERALL DIMENSIONS			SEAT DIMENSIONS			BACK DIMENSIONS							
		W	D	H	W	D	H	W	H						
		15.5	14.5	21	14	10	10	13.5	11						
		RTA 00													

DESCRIPTION	FEATURES	MODEL#	STANDARD FABRIC GRADES											
			1	2	3	4	5	6	7	8	9	10	11	12
 <p>Armless Chair - 13" High Seat COM Yardage: 1 Freight Class: 250 Product Weight (lbs.): 15 Cubic Feet Per Carton: 4.10</p>	Stack up to 4 high on floor. For Preschool to Grade 2.	6909	304	329	347	376	415	429	464	530	563	624	708	812
			OVERALL DIMENSIONS			SEAT DIMENSIONS			BACK DIMENSIONS					
			W	D	H	W	D	H	W	H				
			15.5	15.5	24	14	10	13	13.5	11				
			RTA 00											
 <p>Armless Chair - 15" High Seat COM Yardage: 1.25 Freight Class: 250 Product Weight (lbs.): 19 Cubic Feet Per Carton: 7</p>	Stack up to 4 high on floor. For Grades 2 to 4.	6910	314	343	367	402	452	470	514	596	636	713	818	948
			OVERALL DIMENSIONS			SEAT DIMENSIONS			BACK DIMENSIONS					
			W	D	H	W	D	H	W	H				
			18	19.5	27	16	13.5	15	16	12				
			RTA 00											
 <p>Seat Unit w/Arms COM Yardage: 1.25 Freight Class: 300 Product Weight (lbs.): 20 Cubic Feet Per Carton: 9.75</p>	Upholstered Seat and Back. Use with beam.	6930	468	500	526	564	618	643	692	770	831	898	1035	1182
			OVERALL DIMENSIONS			SEAT DIMENSIONS			BACK DIMENSIONS					
			W	D	H	W	D	H	W	H				
			25.5	23.5	19	19.5	18	-	19	15.5				
			RTA 00											
 <p>Armless Seat Unit COM Yardage: 1.25 Freight Class: 300 Product Weight (lbs.): 18 Cubic Feet Per Carton: 9.75</p>	Upholstered Seat and Back. Use with beam.	6931	428	460	486	524	578	603	652	730	791	858	995	1142
			OVERALL DIMENSIONS			SEAT DIMENSIONS			BACK DIMENSIONS					
			W	D	H	W	D	H	W	H				
			21	23.5	19	19.5	18	-	19	15.5				
			RTA 00											

SONIC™



model 6514MB



model 6515



model 6511TR



model 6524TR

STANDARD FEATURES

- Sonic series includes: beam seating, four-legged models, sled base models, tablet models, stools, caster models and task seating.
- Four-legged/freestanding models are standard with a straight leg or with a "WS" wall saver frame.
- WS models have a wall saver frame design; the base touches the wall before the upper back to protect the wall from damage.
- Four-legged/freestanding chairs are standard with Chrome (CH) legs.
- Models are available with or without arms. Arms available in Black only.
- Freestanding models are stackable up to 5 high on floor and 10 high on dolly 6517WS.
- **Caster, Tablet and Stool models do not stack.**
- Tablet arms are extremely rugged and meets ANSI-BIFMA testing requirements. Tablet hinges up to allow ease of egress. Tablet slides forward and back to accommodate any body size comfortably.
- Standard tablet (D8) size is 18" d x 14 1/2" w and is made of black polymer. Tablets are attached at the left or right (as seated). Please specify. Tablet arms are not available on stools.
- Sonic beam seating consists of upper seat units (models 6501, 6502, 6503, 6504, 6505, and 6506) including mounting brackets and all hardware necessary for attachment to beam.
- For all beam components, tables and a complete list of available upper seat units, see Beam Seating series.
- Task chairs standard with five prong, injection molded, fiberglass reinforced nylon Black spider base.
- (C1) dual wheel carpet casters are standard on any four-legged model with casters.
- (C65) dual wheel carpet casters are standard on models 6537, 6538, 6539, 6567, 6568 and 6569.

- Upholstery inserts are simple to replace for ease of on-site long term maintenance.
- Mesh back (MB) models are available in Black mesh only.
- **Specifications and pricing are for 1 chair.**

OPTIONAL FEATURES

- Polypropylene seats, backs and coordinating arms are available in 10 designer colors. Choose from Asphalt Night (BLK), Caribbean Surf (CRS), Coffee Bean (CFB), Daffodil Day (DFD), Ivory Clouds (IVC), Latte Beige (LAB), Lip Smacker (LPS), Platinum (PLT), Sea Glass (SEG), and Tiger Orange (TIO).
- Polypropylene seat and back models only are certified to pass the CAL-133 Certification.
- An optional 18 1/2"D x 18 1/2"W high pressure laminate writing tablet is available. The core is hardwood veneer plywood and the edge is bull nosed and finished in clear lacquer. This writing tablet is offered in the following finishes: Black (D1), Grey (D2), Constellation Java (D3), White (D4) and Tiger Maple (D5). Please specify. Add \$40.00 to list price on desired tablet model.
- Four Legged/Freestanding chairs are available in Black (BK) and Tungsten (TUN) frame finishes, at no up charge. Please Specify.
- Stool models 6558, 6559, 6561, 6563, 6564, and 6565 are available with custom lesser heights of 2", 3", 4" or 5". Please specify. Add \$73.00
- For hard surface flooring, substitute C9R casters as an option. Please specify and add \$47.00.
- Specify C65R for hard surface flooring on models 6537, 6538, 6539, 6567, 6568 and 6569.
- Optional steel cushioned glides (B) are available on model 6508, 6508-1, 6509, 6509-1, 6511, 6511-1, 6513, 6513-1, 6514, 6514-1, 6515, and 6515-1. Please specify and add \$20.00.
- Sonic models can be upholstered in any Global fabric. Not available in Leather.

DESCRIPTION	FEATURES	MODEL#	STANDARD FABRIC GRADES											
			1	2	3	4	5	6	7	8	9	10	11	12



Book Rack
 COM Yardage: N/A
 Freight Class: 250
 Product Weight (lbs.): 5
 Cubic Feet Per Carton: 1.40 (1 per carton)

Use with Tablet models.

6500BR	150	-	-	-	-	-	-	-	-	-	-	-	-
--------	-----	---	---	---	---	---	---	---	---	---	---	---	---

OVERALL DIMENSIONS			SEAT DIMENSIONS			BACK DIMENSIONS	
W	D	H	W	D	H	W	H

19.25	14.75	6	-	-	-	-	-
-------	-------	---	---	---	---	---	---



Armless Seat Unit
 COM Yardage: N/A
 Freight Class: 250
 Product Weight (lbs.): 12
 Cubic Feet Per Carton: 3.25 (2 per carton)
















Polypropylene Seat and Back.
 Use with Beam.










6501	275	-	-	-	-	-	-	-	-	-	-	-
------	-----	---	---	---	---	---	---	---	---	---	---	---

OVERALL DIMENSIONS			SEAT DIMENSIONS			BACK DIMENSIONS	
W	D	H	W	D	H	W	H

20	21.5	17	17	16	-	17	15
----	------	----	----	----	---	----	----



DESCRIPTION	FEATURES	MODEL#	STANDARD FABRIC GRADES												
			1	2	3	4	5	6	7	8	9	10	11	12	
 Armless Seat Unit COM Yardage: 0.75 Freight Class: 250 Product Weight (lbs.): 12 Cubic Feet Per Carton: 3.25 (2 per carton)	Upholstered Seat and Polypropylene Back. Use with Beam.	6502	308	327	341	363	396	405	434	485	510	559	625	708	
			OVERALL DIMENSIONS			SEAT DIMENSIONS			BACK DIMENSIONS						
			W	D	H	W	D	H	W	H					
			20	22	17	17	16	-	17	15					
															
 Armless Seat Unit COM Yardage: 0.75 Freight Class: 150 Product Weight (lbs.): 13 Cubic Feet Per Carton: 3.25 (2 per carton)	Upholstered Seat and Back. Use with Beam.	6503	338	356	371	393	425	436	463	516	540	589	656	737	
			OVERALL DIMENSIONS			SEAT DIMENSIONS			BACK DIMENSIONS						
			W	D	H	W	D	H	W	H					
			20	22	17	17	15.5	-	17	15					
															
 Seat Unit w/Arms COM Yardage: N/A Freight Class: 150 Product Weight (lbs.): 13 Cubic Feet Per Carton: 3.25 (2 per carton)	Polypropylene Seat and Back. Use with Beam.	6504	322	-	-	-	-	-	-	-	-	-	-	-	
			OVERALL DIMENSIONS			SEAT DIMENSIONS			BACK DIMENSIONS						
			W	D	H	W	D	H	W	H					
			23	21.5	17	17	16	-	17	15					
															
 Seat Unit w/Arms COM Yardage: 0.75 Freight Class: 22 Product Weight (lbs.): 13 Cubic Feet Per Carton: 3.25 (2 per carton)	Upholstered Seat and Polypropylene Back. Use with Beam.	6505	353	371	386	408	440	450	479	530	555	603	670	753	
			OVERALL DIMENSIONS			SEAT DIMENSIONS			BACK DIMENSIONS						
			W	D	H	W	D	H	W	H					
			23	22	17	17	16	-	17	15					
															
 Seat Unit w/Arms COM Yardage: 0.75 Freight Class: 150 Product Weight (lbs.): 14 Cubic Feet Per Carton: 3.25 (2 per carton)	Upholstered Seat and Back Use with Beam.	6506	382	401	416	438	470	481	508	561	586	634	701	783	
			OVERALL DIMENSIONS			SEAT DIMENSIONS			BACK DIMENSIONS						
			W	D	H	W	D	H	W	H					
			23	22	17	17	16	-	17	15					
															

DESCRIPTION	FEATURES	MODEL#	STANDARD FABRIC GRADES												
			1	2	3	4	5	6	7	8	9	10	11	12	
 6508	 6508MB (Mesh back)	Polypropylene Seat. Stacks 5 high on floor. Stacks 10 high on dolly.	6508	211	-	-	-	-	-	-	-	-	-	-	-
			6508WS	232	-	-	-	-	-	-	-	-	-	-	-
			6508MB	252	-	-	-	-	-	-	-	-	-	-	-
			6508WSMB	273	-	-	-	-	-	-	-	-	-	-	-
			OVERALL DIMENSIONS			SEAT DIMENSIONS			BACK DIMENSIONS						
			W	D	H	W	D	H	W	H					
			21.5	21.5	33	17	16	18	17	15					
			RTA 00												
 6508TR	 6508TRMB (Mesh back)	Polypropylene Seat. Does not stack. Must specify (L) Left or (R) Right Tablet (Example: 6508TL or 6508TR)	6508T	422	-	-	-	-	-	-	-	-	-	-	-
			6508TWS	445	-	-	-	-	-	-	-	-	-	-	-
			6508TMB	462	-	-	-	-	-	-	-	-	-	-	-
			6508TWSMB	483	-	-	-	-	-	-	-	-	-	-	-
			OVERALL DIMENSIONS			SEAT DIMENSIONS			BACK DIMENSIONS						
			W	D	H	W	D	H	W	H					
			24.75	26.5	32.5	17	16	18	17	15					
			RTA 00												
 6509	 6509MB (Mesh Back)	Upholstered Seat. Stacks 5 high on floor. Stacks 10 high on dolly.	6509	244	263	276	300	330	341	369	421	444	492	555	638
			6509MB	284	303	317	339	371	381	410	462	486	534	601	684
			6509WS	284	301	316	339	369	379	407	458	482	529	594	677
			6509WSMB	308	327	341	363	396	405	434	486	510	559	625	708
			OVERALL DIMENSIONS			SEAT DIMENSIONS			BACK DIMENSIONS						
			W	D	H	W	D	H	W	H					
			21.5	22	33	17	16	18.5	17	15					
			RTA 00												
 6509TR	 6509TRMB (Mesh back)	Upholstered Seat. Does not stack. Must specify (L) Left or (R) Right Tablet (Example: 6509TL or 6509TR)	6509T	452	472	488	512	545	557	587	643	670	722	792	880
			6509TWS	474	494	510	534	567	579	609	665	692	744	814	902
			6509TMB	490	510	526	550	583	595	625	681	708	760	830	918
			6509TWSMB	512	532	548	572	605	617	647	703	730	782	852	940
			OVERALL DIMENSIONS			SEAT DIMENSIONS			BACK DIMENSIONS						
			W	D	H	W	D	H	W	H					
			24.75	26.5	32.5	17	16	18.5	17	15					
			RTA 00												
 6511			6511	274	293	309	330	361	371	399	450	473	523	586	667
			6511WS	293	312	327	348	379	390	417	469	493	539	605	687
			OVERALL DIMENSIONS			SEAT DIMENSIONS			BACK DIMENSIONS						
			W	D	H	W	D	H	W	H					
			21.5	21.5	32	17	16	18.5	17	15					
			RTA 00												

DESCRIPTION	FEATURES	MODEL#	STANDARD FABRIC GRADES											
-------------	----------	--------	------------------------	--	--	--	--	--	--	--	--	--	--	--



6511TR

Armless Chair w/Tablet

COM Yardage: 0.75
 Freight Class: 250
 Product Weight (lbs.): 28
 Cubic Feet Per Carton: 14.25 (1 per carton)

Upholstered Seat & Back. Does not stack.
Must specify (L) Left or (R) Right Tablet
 (Example: 6511TL or 6511TR)


	1	2	3	4	5	6	7	8	9	10	11	12
6511T	487	507	523	547	580	592	622	678	705	757	827	915
6511TWS	509	529	545	569	602	614	644	700	727	779	849	937

OVERALL DIMENSIONS			SEAT DIMENSIONS			BACK DIMENSIONS	
W	D	H	W	D	H	W	H
24.75	26.5	32.5	17	16	18.5	17	15

RTA 00



6513



6513MB (Mesh Back)

Armchair

COM Yardage: N/A
 Freight Class: 250
 Product Weight (lbs.): 11
 Cubic Feet Per Carton: 13.5 (2 per carton)

Polypropylene Seat.
 Stacks 5 high on floor.
 Stacks 10 high on dolly.

	1	2	3	4	5	6	7	8	9	10	11	12
6513	257	-	-	-	-	-	-	-	-	-	-	-
6513WS	284	-	-	-	-	-	-	-	-	-	-	-
6513MB	298	-	-	-	-	-	-	-	-	-	-	-
6513WSMB	325	-	-	-	-	-	-	-	-	-	-	-

OVERALL DIMENSIONS			SEAT DIMENSIONS			BACK DIMENSIONS	
W	D	H	W	D	H	W	H
23	21.5	33	17	16	18	17	15

RTA 00



6513TR



6513TRMB (Mesh back)

Armchair w/Tablet

COM Yardage: N/A
 Freight Class: 250
 Product Weight (lbs.): 27
 Cubic Feet Per Carton: 14.25 (1 per carton)

Polypropylene Seat. Does not stack.
Must specify (L) Left or (R) Right Tablet
 (Example: 6513TL or 6513TR)

	1	2	3	4	5	6	7	8	9	10	11	12
6513T	473	-	-	-	-	-	-	-	-	-	-	-
6513TWS	496	-	-	-	-	-	-	-	-	-	-	-
6513TMB	480	-	-	-	-	-	-	-	-	-	-	-
6513TWSMB	501	-	-	-	-	-	-	-	-	-	-	-

OVERALL DIMENSIONS			SEAT DIMENSIONS			BACK DIMENSIONS	
W	D	H	W	D	H	W	H
25	26.5	32.5	17	16	18	17	15

RTA 00



6514



6514MB (Mesh Back)

Armchair

COM Yardage: 0.75
 Freight Class: 300
 Product Weight (lbs.): 11
 Cubic Feet Per Carton: 13.5 (2 per carton)

Upholstered Seat.
 Stacks 5 high on floor.
 Stacks 10 high on dolly.

	1	2	3	4	5	6	7	8	9	10	11	12
6514	287	305	319	342	373	382	411	462	485	533	598	680
6514WS	309	327	341	364	394	403	432	483	507	554	619	701
6514MB	331	351	366	388	420	430	458	510	534	583	649	732
6514WSMB	358	366	380	402	435	445	472	525	550	598	665	747

OVERALL DIMENSIONS			SEAT DIMENSIONS			BACK DIMENSIONS	
W	D	H	W	D	H	W	H
23	22	33	17	16	18.5	17	15

RTA 00



6514TR



6514TRMB (Mesh back)

Armchair w/Tablet


COM Yardage: 0.75
 Freight Class: 250
 Product Weight (lbs.): 29
 Cubic Feet Per Carton: 14.25 (1 per carton)

Upholstered Seat. Does not stack.
Must specify (L) Left or (R) Right Tablet
 (Example: 6514TL or 6514TR)


	1	2	3	4	5	6	7	8	9	10	11	12
6514T	504	524	540	564	597	609	639	695	722	774	844	932
6514TWS	526	546	562	586	619	631	661	717	744	796	866	954
6514TMB	506	526	542	566	599	611	641	697	724	776	846	934
6514TWSMB	527	547	563	587	620	632	662	718	745	797	867	955

OVERALL DIMENSIONS			SEAT DIMENSIONS			BACK DIMENSIONS	
W	D	H	W	D	H	W	H
25	26.5	32.5	17	16	18.5	17	15

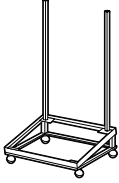
RTA 00

DESCRIPTION	FEATURES	MODEL#	STANDARD FABRIC GRADES											
			1	2	3	4	5	6	7	8	9	10	11	12
 6515	Upholstered Seat and Back. Stacks 5 high on floor. Stacks 10 high on dolly.	6515	315	333	347	370	400	411	439	490	513	561	625	708
		6515WS	338	355	370	393	423	433	460	512	536	583	647	731
OVERALL DIMENSIONS			SEAT DIMENSIONS			BACK DIMENSIONS								
			W	D	H	W	D	H	W	H				
			23	22	34	17	15.5	18.5	17	15				
RTA 00														


Armchair
COM Yardage: 0.75
Freight Class: 300
Product Weight (lbs.): 11.50
Cubic Feet Per Carton: 5.88 (2 per carton)

DESCRIPTION	FEATURES	MODEL#	STANDARD FABRIC GRADES											
			1	2	3	4	5	6	7	8	9	10	11	12
 6515TR	Upholstered Seat & Back. Does not stack. Must specify (L) Left or (R) Right Tablet (Example: 6515TL or 6515TR)	6515T	504	553	569	593	626	638	668	724	751	803	873	961
		6515TWS	554	574	590	614	647	659	689	745	772	824	894	982
OVERALL DIMENSIONS			SEAT DIMENSIONS			BACK DIMENSIONS								
			W	D	H	W	D	H	W	H				
			25	26.5	32.5	17	16	18	17	15				
RTA 00														


Armchair w/ Tablet
COM Yardage: 0.75
Freight Class: 250
Product Weight (lbs.): 30
Cubic Feet Per Carton: 14.25 (1 per carton)

DESCRIPTION	FEATURES	MODEL#	STANDARD FABRIC GRADES											
			1	2	3	4	5	6	7	8	9	10	11	12
 6517WS	Accommodates 10 chairs.	6517WS	367	-	-	-	-	-	-	-	-	-	-	-
OVERALL DIMENSIONS			SEAT DIMENSIONS			BACK DIMENSIONS								
			W	D	H	W	D	H	W	H				
			23.25	24.75	12.25	-	-	-	-	-				
RTA 1														









Dolly - Wall Saver
COM Yardage: N/A
Freight Class: 150
Product Weight (lbs.): 20
Cubic Feet Per Carton: 4 (0.5 per carton)



DESCRIPTION	FEATURES	MODEL#	STANDARD FABRIC GRADES											
			1	2	3	4	5	6	7	8	9	10	11	12
 6518	Polypropylene Seat. Stacks 5 high on floor. Stacks 10 high on dolly.	6518	253	-	-	-	-	-	-	-	-	-	-	-
		6518WS	276	-	-	-	-	-	-	-	-	-	-	-
		6518MB	296	-	-	-	-	-	-	-	-	-	-	-
		6518WSMB	320	-	-	-	-	-	-	-	-	-	-	-
OVERALL DIMENSIONS			SEAT DIMENSIONS			BACK DIMENSIONS								
			W	D	H	W	D	H	W	H				
			22	21	32.5	17	16	17	17	15				
RTA 00														



Armless Chair w/ Sled Base
COM Yardage: N/A
Freight Class: 250
Product Weight (lbs.): 14
Cubic Feet Per Carton: 11.75 (2 per carton)



DESCRIPTION	FEATURES	MODEL#	STANDARD FABRIC GRADES											
			1	2	3	4	5	6	7	8	9	10	11	12
 6518TR	Polypropylene Seat. Does not stack. Must specify (L) Left or (R) Right Tablet (Example: 6518TL or 6518TR)	6518T	470	-	-	-	-	-	-	-	-	-	-	-
		6518TWS	493	-	-	-	-	-	-	-	-	-	-	-
		6518TMB	504	-	-	-	-	-	-	-	-	-	-	-
		6518TWSMB	527	-	-	-	-	-	-	-	-	-	-	-
OVERALL DIMENSIONS			SEAT DIMENSIONS			BACK DIMENSIONS								
			W	D	H	W	D	H	W	H				
			24.75	26.5	32.5	17	16	18	17	15				
RTA 00														


Armless Chair w/ Tablet and Sled Base
COM Yardage: N/A
Freight Class: 300
Product Weight (lbs.): 26
Cubic Feet Per Carton: 14.25 (1 per carton)


DESCRIPTION	FEATURES	MODEL#	STANDARD FABRIC GRADES											
			1	2	3	4	5	6	7	8	9	10	11	12
 6519	 6519MB (Mesh Back)		285	303	317	340	370	380	408	459	483	530	595	678
			313	333	348	370	402	413	440	493	517	566	633	714
Armless Chair w/Sled Base COM Yardage: 0.75 Freight Class: 250 Product Weight (lbs.): 14 Cubic Feet Per Carton: 13.5 (2 per carton)			Upholstered Seat. Stacks 5 high on floor. Stacks 10 high on dolly.			OVERALL DIMENSIONS W D H			SEAT DIMENSIONS W D H			BACK DIMENSIONS W H		
			22	21	33	17	16	17	17	15	RTA 00			
 6519TR	 6519TRMB (Mesh back)		498	518	534	558	591	603	633	689	716	768	838	926
			516	536	552	576	609	621	651	707	734	786	856	944
Armless Chair w/Tablet and Sled Base COM Yardage: 0.75 Freight Class: 300 Product Weight (lbs.): 28 Cubic Feet Per Carton: 14.25 (1 per carton)			Upholstered Seat. Does not stack. Must specify (L) Left or (R) Right Tablet (Example: 6519TL or 6519TR)			OVERALL DIMENSIONS W D H			SEAT DIMENSIONS W D H			BACK DIMENSIONS W H		
			24.5	26.5	32.5	17	16	18	17	15	RTA 00			
 6521			312	330	345	368	398	408	436	486	510	557	623	705
			335	353	367	388	418	429	455	505	528	575	637	716
Armless Chair w/Sled Base COM Yardage: 0.75 Freight Class: 250 Product Weight (lbs.): 15 Cubic Feet Per Carton: 13.5 (2 per carton)			Upholstered Seat and Back. Stacks 5 high on floor. Stacks 10 high on dolly.			OVERALL DIMENSIONS W D H			SEAT DIMENSIONS W D H			BACK DIMENSIONS W H		
			22	21	33	17	16	18.5	17	15	RTA 00			
 6521TR			500	520	536	560	593	605	635	691	718	770	840	928
			518	538	554	578	611	623	653	709	736	788	858	946
Armless Chair w/Tablet and Sled Base COM Yardage: 0.75 Freight Class: 300 Product Weight (lbs.): 29 Cubic Feet Per Carton: 14.25 (1 per carton)			Upholstered Seat & Back. Does not stack. Must specify (L) Left or (R) Right Tablet (Example: 6521TL or 6521TR)			OVERALL DIMENSIONS W D H			SEAT DIMENSIONS W D H			BACK DIMENSIONS W H		
			24.75	26.5	32.5	17	16	18.5	17	15	RTA 00			
 6523	 6523MB (Mesh Back)		294	-	-	-	-	-	-	-	-	-	-	
			325	-	-	-	-	-	-	-	-	-	-	-
Armchair w/Sled Base COM Yardage: N/A Freight Class: 250 Product Weight (lbs.): 15 Cubic Feet Per Carton: 13.5 (2 per carton)			Polypropylene Seat. Stacks 5 high on floor. Stacks 10 high on dolly.			OVERALL DIMENSIONS W D H			SEAT DIMENSIONS W D H			BACK DIMENSIONS W H		
			23	21	32.5	17	16	17	17	15	RTA 00			


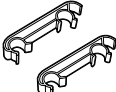
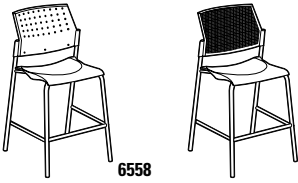
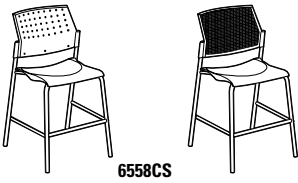

DESCRIPTION	FEATURES	MODEL#	STANDARD FABRIC GRADES											
			1	2	3	4	5	6	7	8	9	10	11	12
 6523TR	 6523TRMB (Mesh back)	6523T	518	-	-	-	-	-	-	-	-	-	-	-
		6523TWS	541	-	-	-	-	-	-	-	-	-	-	-
			6523TMB	556	-	-	-	-	-	-	-	-	-	-
			6523TWSMB	578	-	-	-	-	-	-	-	-	-	-
			OVERALL DIMENSIONS			SEAT DIMENSIONS			BACK DIMENSIONS					
			W	D	H	W	D	H	W	H				
			25	26.5	32.5	17	16	18	17	15				
<p>Armchair w/Tablet and Sled Base COM Yardage: N/A Freight Class: 300 Product Weight (lbs.): 27 Cubic Feet Per Carton: 14.25 (1 per carton)</p>			<p>Polypropylene Seat. Does not stack. Must specify (L) Left or (R) Right Tablet (Example: 6523TL or 6523TR)</p>											
			RTA 00											



DESCRIPTION	FEATURES	MODEL#	STANDARD FABRIC GRADES												
			1	2	3	4	5	6	7	8	9	10	11	12	
 6524	 6524MB (Mesh Back)	6524	325	344	357	380	411	422	449	501	525	572	636	718	
		6524WS	366	384	399	421	454	463	491	544	569	617	684	765	
			6524MB	377	396	411	433	464	474	503	554	579	627	695	777
			6524WSMB	405	424	439	461	493	504	531	584	609	657	724	806
			OVERALL DIMENSIONS			SEAT DIMENSIONS			BACK DIMENSIONS						
			W	D	H	W	D	H	W	H					
			33	21	33	17	16	17.5	17	15					
<p>Armchair w/Sled Base COM Yardage: 0.75 Freight Class: 250 Product Weight (lbs.): 15 Cubic Feet Per Carton: 13.5 (2 per carton)</p>			<p>Upholstered Seat. Stacks 5 high on floor. Stacks 10 high on dolly.</p>												
			RTA 00												


DESCRIPTION	FEATURES	MODEL#	STANDARD FABRIC GRADES												
			1	2	3	4	5	6	7	8	9	10	11	12	
 6524TR	 6624TRMB (Mesh back)	6524T	545	565	581	605	638	650	680	736	763	815	885	973	
		6524TWS	566	586	602	626	659	671	701	757	784	836	906	994	
			6524TMB	544	564	580	604	637	649	679	735	761	813	884	972
			6524TWSMB	565	585	601	625	658	670	700	756	783	835	905	993
			OVERALL DIMENSIONS			SEAT DIMENSIONS			BACK DIMENSIONS						
			W	D	H	W	D	H	W	H					
			25	26.5	32.5	17	16	18.5	17	15					
<p>Armchair w/Tablet and Sled Base COM Yardage: 0.75 Freight Class: 300 Product Weight (lbs.): 29 Cubic Feet Per Carton: 13.5 (1 per carton)</p>			<p>Upholstered Seat. Does not stack. Must specify (L) Left or (R) Right Tablet (Example: 6524TL or 6524TR)</p>												
			RTA 00												

DESCRIPTION	FEATURES	MODEL#	STANDARD FABRIC GRADES												
			1	2	3	4	5	6	7	8	9	10	11	12	
 6525			6525	354	373	388	410	440	450	479	529	553	601	665	747
			6525WS	390	408	423	445	478	487	515	569	593	641	708	789
			OVERALL DIMENSIONS			SEAT DIMENSIONS			BACK DIMENSIONS						
			W	D	H	W	D	H	W	H					
			23	21	33	17	15.5	17.5	17	15					
<p>Armchair COM Yardage: 0.75 Freight Class: 250 Product Weight (lbs.): 16 Cubic Feet Per Carton: 13.5 (2 per carton)</p>			<p>Upholstered Seat and Back. Stacks 5 high on floor. Stacks 10 high on dolly.</p>												
			RTA 00												


DESCRIPTION	FEATURES	MODEL#	STANDARD FABRIC GRADES												
			1	2	3	4	5	6	7	8	9	10	11	12	
 6525TR			6525T	568	588	604	628	661	673	703	759	786	838	908	996
			6525TWS	590	610	626	650	683	695	725	781	808	860	930	1018
			OVERALL DIMENSIONS			SEAT DIMENSIONS			BACK DIMENSIONS						
			W	D	H	W	D	H	W	H					
			25	26.5	32.5	17	16	18.5	17	15					
<p>Armchair w/Tablet and Sled Base COM Yardage: 0.75 Freight Class: 300 Product Weight (lbs.): 30 Cubic Feet Per Carton: 14.25 (1 per carton)</p>			<p>Upholstered Seat & Back. Does not stack. Must specify (L) Left or (R) Right Tablet (Example: 6525TL or 6525TR)</p>												
			RTA 00												

DESCRIPTION	FEATURES	MODEL#	STANDARD FABRIC GRADES												
			1	2	3	4	5	6	7	8	9	10	11	12	
 <p>Ganging Brackets COM Yardage: N/A Freight Class: 70 Product Weight (lbs.): 0.2 Cubic Feet Per Carton: 1 (25 per carton)</p>	For four legged models only.	6522	1	2	3	4	5	6	7	8	9	10	11	12	
			19	-	-	-	-	-	-	-	-	-	-	-	-
		OVERALL DIMENSIONS			SEAT DIMENSIONS			BACK DIMENSIONS							
		W	D	H	W	D	H	W	H						
0.87	7.75	1.5	-	-	-	-	-	-	-	-	-	-	-	-	
		RTA 00		ups											
 <p>Ganging Brackets COM Yardage: N/A Freight Class: 70 Product Weight (lbs.): 0.25 Cubic Feet Per Carton: 1 (25 per carton)</p>	Sled base models only.	6526	1	2	3	4	5	6	7	8	9	10	11	12	
			15	-	-	-	-	-	-	-	-	-	-	-	-
		OVERALL DIMENSIONS			SEAT DIMENSIONS			BACK DIMENSIONS							
		W	D	H	W	D	H	W	H						
0.75	5.75	1.25	-	-	-	-	-	-	-	-	-	-	-	-	
		RTA 00		ups											
 <p>Armless Bar Stool COM Yardage: N/A Freight Class: 300 Product Weight (lbs.): 18 Cubic Feet Per Carton: 14.75 (1 per carton)</p>	Polypropylene Seat. Stacks 5 high on floor.	6558	1	2	3	4	5	6	7	8	9	10	11	12	
			330	-	-	-	-	-	-	-	-	-	-	-	-
		6558MB (Mesh Back)	385	-	-	-	-	-	-	-	-	-	-	-	-
			OVERALL DIMENSIONS			SEAT DIMENSIONS			BACK DIMENSIONS						
W	D	H	W	D	H	W	H								
22	23	42	17	16	28	17	15								
		RTA 00													
 <p>Armless Counter Stool COM Yardage: N/A Freight Class: 300 Product Weight (lbs.): 20 Cubic Feet Per Carton: 14.5 (1 per carton)</p>	Polypropylene Seat. Stacks 5 high on floor.	6558CS	1	2	3	4	5	6	7	8	9	10	11	12	
			330	-	-	-	-	-	-	-	-	-	-	-	-
		6558CSMB (Mesh Back)	386	-	-	-	-	-	-	-	-	-	-	-	-
			OVERALL DIMENSIONS			SEAT DIMENSIONS			BACK DIMENSIONS						
W	D	H	W	D	H	W	H								
22.5	22	38	17	16	24	17	15								
		RTA 00													
 <p>Armless Bar Stool COM Yardage: 0.75 Freight Class: 300 Product Weight (lbs.): 18 Cubic Feet Per Carton: 14.75 (1 per carton)</p>	Upholstered Seat. Stacks 5 high on floor.	6559	1	2	3	4	5	6	7	8	9	10	11	12	
			359	378	393	415	445	456	483	534	557	606	669	751	
		6559MB (Mesh Back)	402	421	436	458	490	501	528	580	605	654	721	802	
			OVERALL DIMENSIONS			SEAT DIMENSIONS			BACK DIMENSIONS						
W	D	H	W	D	H	W	H								
22	23	42	17	16	28.5	17	15								
		RTA 00													



DESCRIPTION	FEATURES	MODEL#	STANDARD FABRIC GRADES											
			1	2	3	4	5	6	7	8	9	10	11	12
 6559CS	 6559CSMB (Mesh Back)		359	379	394	417	449	464	494	541	577	617	700	788
		6559CSMB Mesh Back	404	424	439	462	494	509	539	586	622	662	745	833
OVERALL DIMENSIONS			SEAT DIMENSIONS			BACK DIMENSIONS								
W D H			W D H			W H								
22.5 22 38			17 16 24.5			17 15								
Armless Counter Stool COM Yardage: 0.75 Freight Class: 300 Product Weight (lbs.): 24 Cubic Feet Per Carton: 14.5 (1 per carton)			Upholstered Seat. Stacks 5 high on floor.											

DESCRIPTION	FEATURES	MODEL#	STANDARD FABRIC GRADES											
			1	2	3	4	5	6	7	8	9	10	11	12
 6561			390	408	423	445	477	485	513	565	589	636	701	784
OVERALL DIMENSIONS			SEAT DIMENSIONS			BACK DIMENSIONS								
W D H			W D H			W H								
22 23 42.5			17 16 28.5			17 15								
Armless Bar Stool COM Yardage: 0.75 Freight Class: 300 Product Weight (lbs.): 18 Cubic Feet Per Carton: 14.75 (1 per carton)			Upholstered Seat and back. Stacks 5 high on floor. Stacks 10 high on dolly.											



RTA 00



DESCRIPTION	FEATURES	MODEL#	STANDARD FABRIC GRADES											
			1	2	3	4	5	6	7	8	9	10	11	12
 6561CS			390	410	425	448	480	495	525	572	608	648	731	819
OVERALL DIMENSIONS			SEAT DIMENSIONS			BACK DIMENSIONS								
W D H			W D H			W H								
22.5 22 38			17 16 24.5			17 15								
Armless Counter Stool COM Yardage: 0.75 Freight Class: 300 Product Weight (lbs.): 27 Cubic Feet Per Carton: 14.75 (1 per carton)			Upholstered Seat and back. Stacks 5 high on floor.											



RTA 00


DESCRIPTION	FEATURES	MODEL#	STANDARD FABRIC GRADES											
			1	2	3	4	5	6	7	8	9	10	11	12
 6563	 6563MB (Mesh Back)		376	-	-	-	-	-	-	-	-	-	-	-
		6563MB Mesh Back	433	-	-	-	-	-	-	-	-	-	-	-
OVERALL DIMENSIONS			SEAT DIMENSIONS			BACK DIMENSIONS								
W D H			W D H			W H								
23 23 42			17 16 28			17 15								
Bar Stool w/Arms COM Yardage: N/A Freight Class: 300 Product Weight (lbs.): 19 Cubic Feet Per Carton: 14.75 (1 per carton)			Polypropylene Seat. Stacks 5 high on floor. Stacks 10 high on dolly.											


RTA 00



DESCRIPTION	FEATURES	MODEL#	STANDARD FABRIC GRADES											
			1	2	3	4	5	6	7	8	9	10	11	12
 6563CS	 6563CSMB (Mesh Back)		376	-	-	-	-	-	-	-	-	-	-	-
		6563CSMB Mesh Back	433	-	-	-	-	-	-	-	-	-	-	-
OVERALL DIMENSIONS			SEAT DIMENSIONS			BACK DIMENSIONS								
W D H			W D H			W H								
22.5 23 38			17 16 24			17 15								
Counter Stool w/Arms COM Yardage: N/A Freight Class: 300 Product Weight (lbs.): 21 Cubic Feet Per Carton: 14.5 (1 per carton)			Polypropylene Seat. Stacks 5 high on floor.											



DESCRIPTION	FEATURES	MODEL#	STANDARD FABRIC GRADES											
			1	2	3	4	5	6	7	8	9	10	11	12
 6564	 6564MB (Mesh Back)		401	421	435	457	486	498	526	577	601	647	713	794
			466	485	501	523	554	565	593	645	669	718	785	866
OVERALL DIMENSIONS			SEAT DIMENSIONS			BACK DIMENSIONS								
W D H			W D H			W H								
23 23 42.5			17 16 28.5			17 15								
<p>Bar Stool w/Arms COM Yardage: 0.75 Freight Class: 300 Product Weight (lbs.): 19 Cubic Feet Per Carton: 14.75 (1 per carton)</p>			<p>Upholstered Seat. Stacks 5 high on floor.</p>											
			RTA 00											



DESCRIPTION	FEATURES	MODEL#	STANDARD FABRIC GRADES											
			1	2	3	4	5	6	7	8	9	10	11	12
 6564CS	 6564CSMB (Mesh Back)		401	421	436	459	491	506	536	583	619	659	742	830
			466	486	501	524	556	571	601	648	684	724	807	895
OVERALL DIMENSIONS			SEAT DIMENSIONS			BACK DIMENSIONS								
W D H			W D H			W H								
22.5 23 38			17 16 24.5			17 15								
<p>Counter Stool w/Arms COM Yardage: 0.75 Freight Class: 300 Product Weight (lbs.): 25 Cubic Feet Per Carton: 14.75 (1 per carton)</p>			<p>Upholstered Seat. Stacks 5 high on floor.</p>											
			RTA 00											



DESCRIPTION	FEATURES	MODEL#	STANDARD FABRIC GRADES											
			1	2	3	4	5	6	7	8	9	10	11	12
 6565			428	448	462	484	514	526	553	605	630	677	741	822
			OVERALL DIMENSIONS			SEAT DIMENSIONS			BACK DIMENSIONS					
W D H			W D H			W H								
23 23 42.5			17 16 28.5			17 15								
<p>Bar Stool w/Arms COM Yardage: 0.75 Freight Class: 300 Product Weight (lbs.): 19 Cubic Feet Per Carton: 14.75 (1 per carton)</p>			<p>Upholstered seat and back. Stacks 5 high on floor.</p>											
			RTA 00											


DESCRIPTION	FEATURES	MODEL#	STANDARD FABRIC GRADES											
			1	2	3	4	5	6	7	8	9	10	11	12
 6565CS			429	449	464	487	519	534	564	611	647	687	770	858
			OVERALL DIMENSIONS			SEAT DIMENSIONS			BACK DIMENSIONS					
W D H			W D H			W H								
22.5 23 38			17 16 24.5			17 15								
<p>Counter Stool w/Arms COM Yardage: 0.75 Freight Class: 300 Product Weight (lbs.): 27 Cubic Feet Per Carton: 14.75 (1 per carton)</p>			<p>Upholstered Seat. Stacks 5 high on floor.</p>											
			RTA 00											


DESCRIPTION	FEATURES	MODEL#	STANDARD FABRIC GRADES											
			1	2	3	4	5	6	7	8	9	10	11	12
 6573	 6573MB (Mesh Back)		311	-	-	-	-	-	-	-	-	-	-	-
			351	-	-	-	-	-	-	-	-	-	-	-
OVERALL DIMENSIONS			SEAT DIMENSIONS			BACK DIMENSIONS								
W D H			W D H			W H								
23 21 32			17 16 17.5			17 14.5								
<p>Armchair w/Casters COM Yardage: N/A Freight Class: 250 Product Weight (lbs.): 14 Cubic Feet Per Carton: 13.5 (2 per carton)</p>			<p>Polypropylene Seat. Does not stack.</p>											
			RTA 00											










DESCRIPTION	FEATURES	MODEL#	STANDARD FABRIC GRADES														
			1	2	3	4	5	6	7	8	9	10	11	12			
 6573TR	 6573TRMB (Mesh Back)	6573T	529	-	-	-	-	-	-	-	-	-	-	-			
		6573TMB Mesh Back	566	-	-	-	-	-	-	-	-	-	-	-			
OVERALL DIMENSIONS			SEAT DIMENSIONS			BACK DIMENSIONS											
			W	D	H	W	D	H	W	H							
			25	26.5	32.5	17	16	18	17	15							
Armchair w/Tablet and Casters COM Yardage: N/A Freight Class: 300 Product Weight (lbs.): 27 Cubic Feet Per Carton: 14.25 (1 per carton)			Polypropylene Seat. Does not stack. Must specify (L) Left or (R) Right Tablet (Example: 6573TL or 6573TR)			RTA 00											


DESCRIPTION	FEATURES	MODEL#	STANDARD FABRIC GRADES														
			1	2	3	4	5	6	7	8	9	10	11	12			
 6574	 6574MB (Mesh Back)	6574	341	359	374	397	426	437	466	515	539	588	653	734			
		6574MB Mesh Back	382	401	416	438	470	481	508	560	586	634	701	783			
OVERALL DIMENSIONS			SEAT DIMENSIONS			BACK DIMENSIONS											
			W	D	H	W	D	H	W	H							
			23	21.5	33	17	16	18	17	14							
Armchair w/Casters COM Yardage: 0.75 Freight Class: 300 Product Weight (lbs.): 15 Cubic Feet Per Carton: 13.5 (1 per carton)			Upholstered Seat. Does not stack.			RTA 00											

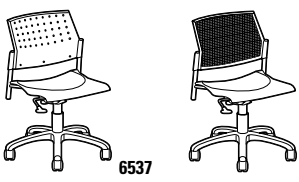
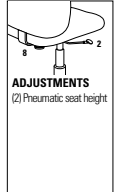
DESCRIPTION	FEATURES	MODEL#	STANDARD FABRIC GRADES														
			1	2	3	4	5	6	7	8	9	10	11	12			
 6574TR	 6574TRMB (Mesh Back)	6574T	556	576	592	616	649	661	691	747	774	826	896	984			
		6574TMB Mesh Back	597	617	633	657	690	702	732	788	815	867	937	1025			
OVERALL DIMENSIONS			SEAT DIMENSIONS			BACK DIMENSIONS											
			W	D	H	W	D	H	W	H							
			25	26.5	32.5	17	16	18	17	15							
Armchair w/Tablet and Casters COM Yardage: 0.75 Freight Class: 300 Product Weight (lbs.): 29 Cubic Feet Per Carton: 14.25 (1 per carton)			Upholstered Seat. Does not stack. Must specify (L) Left or (R) Right Tablet (Example: 6574TL or 6574TR)			RTA 00											

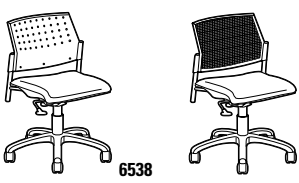
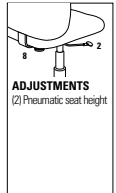
DESCRIPTION	FEATURES	MODEL#	STANDARD FABRIC GRADES														
			1	2	3	4	5	6	7	8	9	10	11	12			
 6575		6575	355	374	389	411	441	451	480	530	554	602	666	748			
OVERALL DIMENSIONS			SEAT DIMENSIONS			BACK DIMENSIONS											
			W	D	H	W	D	H	W	H							
			23	21.5	32.5	17	15.5	18	17	14.5							
Armchair w/Casters COM Yardage: 0.75 Freight Class: 250 Product Weight (lbs.): 15 Cubic Feet Per Carton: 13.5 (2 per carton)			Upholstered Seat & Back. Does not stack.			RTA 00											


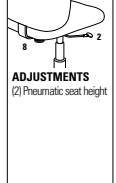
DESCRIPTION	FEATURES	MODEL#	STANDARD FABRIC GRADES														
			1	2	3	4	5	6	7	8	9	10	11	12			
 6575TR		6575T	579	599	615	639	672	684	714	770	797	849	919	1007			
OVERALL DIMENSIONS			SEAT DIMENSIONS			BACK DIMENSIONS											
			W	D	H	W	D	H	W	H							
			25	26.5	32.5	17	16	18.5	17	15							
Armchair w/Tablet and Casters COM Yardage: 0.75 Freight Class: 300 Product Weight (lbs.): 30 Cubic Feet Per Carton: 14.25 (1 per carton)			Upholstered Seat & Back. Does not stack. Must specify (L) Left or (R) Right Tablet (Example: 6575TL or 6575TR)			RTA 00											


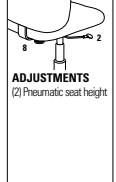
DESCRIPTION	FEATURES	MODEL#	STANDARD FABRIC GRADES											
			1	2	3	4	5	6	7	8	9	10	11	12
 6577	 6577MB (Mesh Back)		1	2	3	4	5	6	7	8	9	10	11	12
			6577	269	-	-	-	-	-	-	-	-	-	-
<p>Armless Chair w/Casters COM Yardage: N/A Freight Class: 300 Product Weight (lbs.): 12 Cubic Feet Per Carton: 13.5 (2 per carton)</p>	<p>Polypropylene Seat. Does not stack.</p>		OVERALL DIMENSIONS			SEAT DIMENSIONS			BACK DIMENSIONS					
			W	D	H	W	D	H	W	H				
			21	21	33	17	16	17.5	17	14.5				
			RTA 00											
 6577TR	 6577TRMB (Mesh Back)		1	2	3	4	5	6	7	8	9	10	11	12
			6577T	481	-	-	-	-	-	-	-	-	-	-
<p>Armless Chair w/Tablet and Casters COM Yardage: N/A Freight Class: 300 Product Weight (lbs.): 27 Cubic Feet Per Carton: 14.25 (1 per carton)</p>	<p>Polypropylene Seat. Does not stack. Must specify (L) Left or (R) Right Tablet (Example: 6577TL or 6577TR)</p>		OVERALL DIMENSIONS			SEAT DIMENSIONS			BACK DIMENSIONS					
			W	D	H	W	D	H	W	H				
			24.75	26.5	32.5	17	16	18	17	15				
			RTA 00											
 6578	 6578MB (Mesh Back)		1	2	3	4	5	6	7	8	9	10	11	12
			6578	298	317	331	354	384	396	423	473	498	547	610
<p>Armless Chair w/Casters COM Yardage: 0.75 Freight Class: 300 Product Weight (lbs.): 13 Cubic Feet Per Carton: 13.5 (2 per carton)</p>	<p>Upholstered Seat. Does not stack.</p>		OVERALL DIMENSIONS			SEAT DIMENSIONS			BACK DIMENSIONS					
			W	D	H	W	D	H	W	H				
			21	21.5	33	17	16	18	17	14				
			RTA 00											
 6578TR	 6578TRMB (Mesh Back)		1	2	3	4	5	6	7	8	9	10	11	12
			6578T	510	530	546	570	603	615	645	701	728	780	850
<p>Armless Chair w/Tablet and Casters COM Yardage: 0.75 Freight Class: 300 Product Weight (lbs.): 28 Cubic Feet Per Carton: 14.25 (1 per carton)</p>	<p>Upholstered Seat. Does not stack. Must specify (L) Left or (R) Right Tablet (Example: 6578TL or 6578TR)</p>		OVERALL DIMENSIONS			SEAT DIMENSIONS			BACK DIMENSIONS					
			W	D	H	W	D	H	W	H				
			24.75	26.5	32.5	17	16	18.5	17	15				
			RTA 00											
 6579			1	2	3	4	5	6	7	8	9	10	11	12
			6579	327	345	359	381	413	423	450	502	526	574	638
<p>Armchair w/Casters COM Yardage: 0.75 Freight Class: 250 Product Weight (lbs.): 13 Cubic Feet Per Carton: 13.5 (2 per carton)</p>	<p>Upholstered Seat and Back. Does not stack.</p>		OVERALL DIMENSIONS			SEAT DIMENSIONS			BACK DIMENSIONS					
			W	D	H	W	D	H	W	H				
			21	21.5	32.5	17	15.5	18	17	14.5				
			RTA 00											



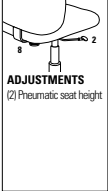



DESCRIPTION	FEATURES	MODEL#	STANDARD FABRIC GRADES											
			1	2	3	4	5	6	7	8	9	10	11	12
 <p>6579TR</p> <p>Armless Chair w/Tablet and Casters COM Yardage: 0.75 Freight Class: 300 Product Weight (lbs.): 18 Cubic Feet Per Carton: 11.75 (1 per carton)</p>	Upholstered Seat & Back. Does not stack. Must specify (L) Left or (R) Right Tablet (Example: 6579TL or 6579TR)	6579T	545	565	581	605	638	650	680	736	763	815	885	973
			OVERALL DIMENSIONS			SEAT DIMENSIONS			BACK DIMENSIONS					
			W	D	H	W	D	H	W	H				
			23.5	21.5	33	17	16	18.5	17	15				
			<div style="border: 1px solid black; padding: 2px; display: inline-block;">RTA 00</div>											


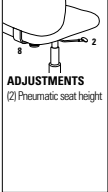



DESCRIPTION	FEATURES	MODEL#	STANDARD FABRIC GRADES												
			1	2	3	4	5	6	7	8	9	10	11	12	
 <p>6537 6537MB</p> <p>Armless LB Task COM Yardage: N/A Freight Class: 250 Product Weight (lbs.): 21.50 Cubic Feet Per Carton: 14.5 (1 per carton)</p>	Polypropylene Seat. Ergonomic Features: C, M	 <p>ADJUSTMENTS (2) Pneumatic seat height</p>	<div style="border: 1px solid black; padding: 2px; display: inline-block;">open market</div>												
			6537	343	-	-	-	-	-	-	-	-	-	-	-
			6537MB	385	-	-	-	-	-	-	-	-	-	-	-
			<div style="border: 1px solid black; padding: 2px; display: inline-block;">RTA 1</div> <div style="border: 1px solid black; padding: 2px; display: inline-block; margin-left: 10px;">ups</div>												
			OVERALL DIMENSIONS			SEAT DIMENSIONS			BACK DIMENSIONS						
			W	D	H	W	D	H	W	H					
			20.5	20.5	32.5	17	16	15.5-19.5	17	15					


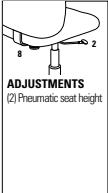



DESCRIPTION	FEATURES	MODEL#	STANDARD FABRIC GRADES												
			1	2	3	4	5	6	7	8	9	10	11	12	
 <p>6538 6538MB</p> <p>Armless LB Task COM Yardage: 0.75 Freight Class: 250 Product Weight (lbs.): 22.50 Cubic Feet Per Carton: 14.5 (1 per carton)</p>	Upholstered Seat. Ergonomic Features: C, M	 <p>ADJUSTMENTS (2) Pneumatic seat height</p>	<div style="border: 1px solid black; padding: 2px; display: inline-block;">open market</div>												
			6538	371	390	403	426	457	468	495	548	571	618	682	764
			6538MB	417	436	450	472	505	515	543	595	620	668	735	817
			<div style="border: 1px solid black; padding: 2px; display: inline-block;">RTA 1</div> <div style="border: 1px solid black; padding: 2px; display: inline-block; margin-left: 10px;">ups</div>												
			OVERALL DIMENSIONS			SEAT DIMENSIONS			BACK DIMENSIONS						
			W	D	H	W	D	H	W	H					
			20.5	20.5	32.5	17	16	16-20	17	14.75					


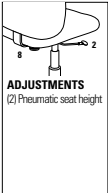



DESCRIPTION	FEATURES	MODEL#	STANDARD FABRIC GRADES												
			1	2	3	4	5	6	7	8	9	10	11	12	
 <p>6539</p> <p>Armless LB Task COM Yardage: 0.75 Freight Class: 250 Product Weight (lbs.): 23.50 Cubic Feet Per Carton: 6.50 (1 per carton)</p>	Upholstered Seat and Back. Ergonomic Features: C, M	 <p>ADJUSTMENTS (2) Pneumatic seat height</p>	<div style="border: 1px solid black; padding: 2px; display: inline-block;">open market</div>												
			6539	400	418	433	456	485	496	525	576	599	646	711	793
						OVERALL DIMENSIONS			SEAT DIMENSIONS			BACK DIMENSIONS			
			W	D	H	W	D	H	W	H					
			20.5	20.5	33	17	15.5	16-20	17	15					
			<div style="border: 1px solid black; padding: 2px; display: inline-block;">RTA 1</div> <div style="border: 1px solid black; padding: 2px; display: inline-block; margin-left: 10px;">ups</div>												



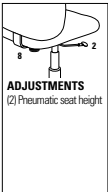



DESCRIPTION	FEATURES	MODEL#	STANDARD FABRIC GRADES												
			1	2	3	4	5	6	7	8	9	10	11	12	
 <p>6567 6567MB</p> <p>LB Task w/Arms COM Yardage: N/A Freight Class: 250 Product Weight (lbs.): 23 Cubic Feet Per Carton: 6.50 (1 per carton)</p>	Polypropylene Seat. Ergonomic Features: C, M	 <p>ADJUSTMENTS (2) Pneumatic seat height</p>	<div style="border: 1px solid black; padding: 2px; display: inline-block;">open market</div>												
			6567	385	-	-	-	-	-	-	-	-	-	-	-
			6567MB	433	-	-	-	-	-	-	-	-	-	-	-
			<div style="border: 1px solid black; padding: 2px; display: inline-block;">RTA 1</div> <div style="border: 1px solid black; padding: 2px; display: inline-block; margin-left: 10px;">ups</div>												
			OVERALL DIMENSIONS			SEAT DIMENSIONS			BACK DIMENSIONS						
			W	D	H	W	D	H	W	H					
			23	20.5	32.5	17	16	15.5-20.5	17	15					

DESCRIPTION	FEATURES	MODEL#	STANDARD FABRIC GRADES												
			1	2	3	4	5	6	7	8	9	10	11	12	
 6568	 6568MB	 ADJUSTMENTS (2) Pneumatic seat height		1	2	3	4	5	6	7	8	9	10	11	12
				6568	414	432	446	469	500	509	537	589	612	661	724
LB Task w/Arms COM Yardage: 0.75 Freight Class: 250 Product Weight (lbs.): 24 Cubic Feet Per Carton: 6.50 (1 per carton)				Upholstered Seat. Ergonomic Features: C, M				 							
			OVERALL DIMENSIONS W D H			SEAT DIMENSIONS W D H			BACK DIMENSIONS W H						
			23	20.5	32.5	17	16	16-21	17	14.5					

DESCRIPTION	FEATURES	MODEL#	STANDARD FABRIC GRADES											
			1	2	3	4	5	6	7	8	9	10	11	12
 6569	 ADJUSTMENTS (2) Pneumatic seat height		1	2	3	4	5	6	7	8	9	10	11	12
			6569	441	459	473	496	527	537	565	617	640	688	751
LB Task w/Arms COM Yardage: 0.75 Freight Class: 250 Product Weight (lbs.): 25 Cubic Feet Per Carton: 6.50 (1 per carton)				Upholstered Seat and Back. Ergonomic Features: C, M				 						
			OVERALL DIMENSIONS W D H			SEAT DIMENSIONS W D H			BACK DIMENSIONS W H					
			23	20.5	33	17	15.5	16-20	17	15				

DESCRIPTION	FEATURES	MODEL#	STANDARD FABRIC GRADES											
			1	2	3	4	5	6	7	8	9	10	11	12
 6586	 ADJUSTMENTS (2) Pneumatic seat height		1	2	3	4	5	6	7	8	9	10	11	12
			6586	605	623	639	661	691	704	731	783	808	856	922
LB Task Drafting Chair COM Yardage: 0.75 Freight Class: 250 Product Weight (lbs.): 28 Cubic Feet Per Carton: 8.25 (1 per carton)				Upholstered Seat and Back. Ergonomic Features: C, M				 						
			OVERALL DIMENSIONS W D H			SEAT DIMENSIONS W D H			BACK DIMENSIONS W H					
			24	21.5	21.5	17	16	22-32	17	14.5				

DESCRIPTION	FEATURES	MODEL#	STANDARD FABRIC GRADES											
			1	2	3	4	5	6	7	8	9	10	11	12
 6587	 ADJUSTMENTS (2) Pneumatic seat height		1	2	3	4	5	6	7	8	9	10	11	12
			6587	508	-	-	-	-	-	-	-	-	-	-
LB Task Drafting Chair COM Yardage: N/A Freight Class: 250 Product Weight (lbs.): 26 Cubic Feet Per Carton: 8.25 (1 per carton)				Polypropylene Seat. Ergonomic Features: C, M				 						
			OVERALL DIMENSIONS W D H			SEAT DIMENSIONS W D H			BACK DIMENSIONS W H					
			24.0	21.5	42.5	17	16	22-32	17	14.5				

DESCRIPTION	FEATURES	MODEL#	STANDARD FABRIC GRADES												
			1	2	3	4	5	6	7	8	9	10	11	12	
 6588	 6588MB	 ADJUSTMENTS (2) Pneumatic seat height		1	2	3	4	5	6	7	8	9	10	11	12
				6588	573	592	606	627	661	670	699	750	776	824	891
LB Task Drafting Chair COM Yardage: 0.75 Freight Class: 250 Product Weight (lbs.): 28 Cubic Feet Per Carton: 8.25 (1 per carton)				Upholstered Seat. Ergonomic Features: C, M				 							
			OVERALL DIMENSIONS W D H			SEAT DIMENSIONS W D H			BACK DIMENSIONS W H						
			24	21.5	42.5	17	16	22-32	17	14.5					

SPRITZ™



Spritz Multi-Purpose chairs are offered in a Task, Nesting w/Flip up seat and Drafting Stool configuration.

NESTING FEATURES

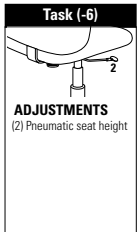


Articulating back on nesting chairs and drafting stools.

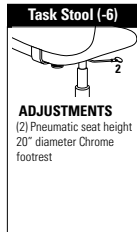


Flip up seat on nesting chairs.

MECHANISMS OPTIONS



Ergonomic Features:
C, G, M, N, U



Ergonomic Features:
C, G, M, N, U

SPRITZ WORK & TASK CHAIRS



For Spritz Task chairs, please refer to Work + Task section of pricebook.

STANDARD FEATURES

- An exceptionally comfortable chair series featuring a sophisticated, translucent mesh and models for all applications.
- Features an auto-adjusting comfort back.
- Spring loaded back reacts to body pressure and articulates 12°.
- Multi-purpose models standard with Global's high quality Soft Descent™ pneumatic lift which slowly and gently lowers the seat height of the chair making it easy to obtain the exact seat height you desire.
- Five prong, injection molded, fiberglass reinforced nylon Black base with C10 dual wheel carpet casters.
- Nesting chairs have a flip up seat allowing chairs to stack horizontally.
- Nesting chairs are standard with four Black nylon glides, C1 carpet casters or with two casters at front, two glides at rear.
- Chairs are "Wall Safe". Rear legs hit the baseboard first leaving clearance between the back of the chair and the wall, saving both the chair and the wall from damage.
- Seat can be upholstered in any standard Global fabric, vinyl or leather.
- Models can be ordered in Leather using appropriate grade. No leather/mock leather combination available.

OPTIONAL FEATURES

- For additional caster options, please refer to the Arm and Caster section.
- Optional casters may be priced higher than the standard casters for your chair and the difference will be charged. Lower priced optional casters will not be credited.

OPTION CODES

Please add option codes in the following order:


- **Model number**
6762-6 Task Chair w/Arms
6763-6 Task Chair without Arms
6764 Nesting Chair on Glides
6765 Nesting Chair w/arms on Glides
6767-6 Drafting Stool without Arms
6768-6 Drafting Stool w/Arms
- Add **(-C)** to model number if ordering with casters.
 Add **(-FC)** to model number if ordering Front casters/rear glides.
- **Fabric**
 Specify fabric code for seat.
- **Frame**
(BK) Black frame finish **Standard**
(TU) Tungsten frame finish **Standard**
(CHR) Chrome frame finish **Add \$40.00**
- **Base** (task models/drafting stools only)
(B-BK) Black nylon base..... **Standard**
(B-M2) Chrome Spider base **Add \$40.00**
- **Casters** (task models /drafting stools only)
(C10) Dual wheel carpet casters **Standard**
(C10R) Dual wheel hard floor casters..... **Add \$42.00**
- **Casters** (nesting models only)
(C1) Dual wheel carpet casters **Standard**
(C9R) Dual wheel hard floor casters..... **Add \$47.00**
- **Mesh Back**
(U1) Black
(U2) Burgundy
(U3) Blue
(U4) Green
 (colors shown on website)
- **Chair Assembly**
(-SU) Assembled in Box..... **Add \$50.00**

EXAMPLE OF ORDER CODE: (Task models/Drafting Stool Models)

6762-6	WA50	TU	B-BK	C10	U2	SU
Model Number	Fabric	Frame	Base	Casters	Mesh	Chair Assembly


EXAMPLE OF ORDER CODE: (Nesting Models)


6764C	WA50	TU	C9R	U2	SU
Model Number	Fabric	Frame	Casters	Mesh	Chair Assembly

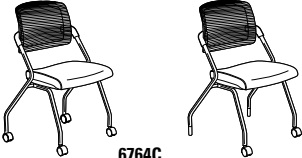
DESCRIPTION	FEATURES	MODEL#	STANDARD FABRIC GRADES											
			1	2	3	4	5	6	7	8	9	10	11	12
		6762-6	560	581	596	619	651	666	696	743	779	819	902	990
			OVERALL DIMENSIONS			SEAT DIMENSIONS			BACK DIMENSIONS					
			W	D	H	W	D	H	W	H				
			23.5	20.5	31	18	16.5	15.5	17	16.5				


Task Chair w/Arms
 COM Yardage: 0.75
 Freight Class: 250
 Product Weight (lbs.): 29
 Cubic Feet Per Carton: 9.75

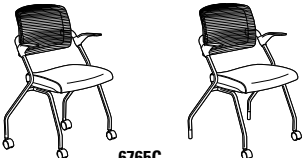
RTA 00



DESCRIPTION	FEATURES	MODEL#	STANDARD FABRIC GRADES											
			1	2	3	4	5	6	7	8	9	10	11	12
 Task Chair without Arms COM Yardage: 0.75 Freight Class: 250 Product Weight (lbs.): 28 Cubic Feet Per Carton: 9.75		6763-6	535	555	570	593	625	640	670	717	753	793	876	964
	OVERALL DIMENSIONS W D H	SEAT DIMENSIONS W D H	BACK DIMENSIONS W H	20.5	20.5	31	18	16.5	15.5	17	16.5			
	RTA 00													

DESCRIPTION	FEATURES	MODEL#	STANDARD FABRIC GRADES											
			1	2	3	4	5	6	7	8	9	10	11	12
 Armless Flip Seat Nesting Chair w/Glides COM Yardage: 0.75 Freight Class: 300 Product Weight (lbs.): 22 Cubic Feet Per Carton: 11.25	Seat Flips up for nesting Ergonomic Features: G, M, N	6764	465	485	500	523	555	570	600	647	683	723	806	894
		OVERALL DIMENSIONS W D H	SEAT DIMENSIONS W D H	BACK DIMENSIONS W H	20.5	23	33	18	17	17	17	16		
		RTA 00												

DESCRIPTION	FEATURES	MODEL#	STANDARD FABRIC GRADES											
			1	2	3	4	5	6	7	8	9	10	11	12
 Armless Flip Seat Nesting Chair w/Casters COM Yardage: 0.75 Freight Class: 300 Product Weight (lbs.): 22 Cubic Feet Per Carton: 11.25	C= Casters all 4 legs FC=Casters on front legs only Seat Flips up for nesting Ergonomic Features: G, M, N	6764C	465	485	500	523	555	570	600	647	683	723	806	894
		6764FC	465	485	500	523	555	570	600	647	683	723	806	894
		OVERALL DIMENSIONS W D H	SEAT DIMENSIONS W D H	BACK DIMENSIONS W H	20.5	23	33	18	17	17	17	16		
RTA 00														

DESCRIPTION	FEATURES	MODEL#	STANDARD FABRIC GRADES											
			1	2	3	4	5	6	7	8	9	10	11	12
 Flip Seat Nesting Chair w/Arms & Glides COM Yardage: 0.75 Freight Class: 150 Product Weight (lbs.): 23 Cubic Feet Per Carton: 11.75	Seat Flips up for nesting Ergonomic Features: G, M, N	6765	495	515	530	553	585	600	630	677	713	753	836	924
		OVERALL DIMENSIONS W D H	SEAT DIMENSIONS W D H	BACK DIMENSIONS W H	23.75	23	33	18.5	17	17	17	16		
		RTA 00												

DESCRIPTION	FEATURES	MODEL#	STANDARD FABRIC GRADES											
			1	2	3	4	5	6	7	8	9	10	11	12
 Flip Seat Nesting Chair w/Arms & Casters COM Yardage: 0.75 Freight Class: 300 Product Weight (lbs.): 23 Cubic Feet Per Carton: 11.75	C= Casters all 4 legs FC=Casters on front legs only Seat Flips up for nesting Ergonomic Features: G, M, N	6765C	495	515	530	553	585	600	630	677	713	753	836	924
		6765FC	495	515	530	553	585	600	630	677	713	753	836	924
		OVERALL DIMENSIONS W D H	SEAT DIMENSIONS W D H	BACK DIMENSIONS W H	23.75	23	33	18.5	17	17	17	16		
RTA 00														

DESCRIPTION	FEATURES	MODEL#	STANDARD FABRIC GRADES											
			1	2	3	4	5	6	7	8	9	10	11	12
 <p>Armless Drafting Stool COM Yardage: 0.75 Freight Class: 250 Product Weight (lbs.): 28 Cubic Feet Per Carton: 9.75</p>		6767-6	615	635	650	673	705	720	750	797	833	873	956	1044
			OVERALL DIMENSIONS			SEAT DIMENSIONS			BACK DIMENSIONS					
			W	D	H	W	D	H	W	H				
			20.5	20.5	42.5	18	16.5	22	17	16.5				
			RTA 00											
 <p>Drafting Stool w/Arms COM Yardage: 0.75 Freight Class: 250 Product Weight (lbs.): 31 Cubic Feet Per Carton: 9.75</p>		6768-6	640	660	675	698	730	745	775	822	858	898	981	1069
			OVERALL DIMENSIONS			SEAT DIMENSIONS			BACK DIMENSIONS					
			W	D	H	W	D	H	W	H				
			23.5	20.5	42.5	18	16.5	22	17	16.5				
			RTA 00											

TWILIGHT™



model 2194 (BK)



model 2198C (TUN)

STANDARD FEATURES

- Twilight series armchairs and bar stools feature a flared back design.
- Chairs can stack 5 high on floor and 8 high on dolly 2125WS. Stools do not stack.
- Comet series tables and connecting brackets are compatible with Twilight models.
- Arm and Armless models can be joined together using ganging clamp model 2180.
- All Twilight models have welded corner gussets for additional strength & support.
- **Specifications and pricing are for 1 chair.**

OPTIONAL FEATURES

- Frames available in Black (BK) or Tungsten (TUN).
- Optional steel cushioned glides (B) are available on all models. Add \$18.00. Please specify.
- Models featuring a wood veneer back are available in Absolute (AAM), Black (BKM), Cherry (ACM), Espresso Cafe (ECM), English Oak (EOM), Fruitwood (TFM), Gray (HGM), Honey (AHM), Mahogany (TMM), Maple (AVM), Medium Walnut (MWM), Night (ASM), Shaker Cherry (SKM), Walnut (TWM), WC Cream (WTM), White (WHM) and Winter Cherry (WCE). Please Specify. Genuine maple faced veneers and solids are used.
- Models featuring wood veneer backs can incorporate a custom logo. Please contact Customer Service for further details.

DESCRIPTION FEATURES MODEL# STANDARD FABRIC GRADES



2194



2194WS

Armchair Upholstered Back
COM Yardage: 1.25
Freight Class: 250
Product Weight (lbs.): 21
Cubic Feet Per Carton: 14.25 (2 per carton)

Stacks 5 high on floor.
Stacks 8 high on dolly.
Ergonomic Features:
M, N

MODEL#	STANDARD FABRIC GRADES											
	1	2	3	4	5	6	7	8	9	10	11	12
2194	414	445	468	500	549	576	621	685	749	800	935	1070
2194WS Wall Saver	430	460	486	522	575	593	640	727	768	849	959	1096
OVERALL DIMENSIONS			SEAT DIMENSIONS			BACK DIMENSIONS						
W	D	H	W	D	H	W	H					
23.5	22	35	18	16	18	18	16					
RTA 00												



Armchair w/Casters Upholstered Back
COM Yardage: 1.25
Freight Class: 250
Product Weight (lbs.): 21
Cubic Feet Per Carton: 12.5 (2 per carton)

Stacks 5 high on floor.
Stacks 8 high on dolly.
Ergonomic Features:
M, N

MODEL#	STANDARD FABRIC GRADES											
	1	2	3	4	5	6	7	8	9	10	11	12
2198C	485	515	539	571	621	639	681	763	802	876	981	1109
OVERALL DIMENSIONS			SEAT DIMENSIONS			BACK DIMENSIONS						
W	D	H	W	D	H	W	H					
23.5	22	35	18	16	18	18	18.5					
RTA 00												



2195




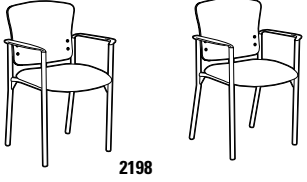
2195WS


Armless Chair Upholstered Back
COM Yardage: 1.25
Freight Class: 250
Product Weight (lbs.): 18
Cubic Feet Per Carton: 12.5 (2 per carton)

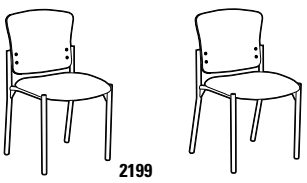
Stacks 5 high on floor.
Stacks 8 high on dolly.
Ergonomic Features:
M, N


MODEL#	STANDARD FABRIC GRADES											
	1	2	3	4	5	6	7	8	9	10	11	12
2195	358	386	409	444	493	518	564	627	690	740	876	1012
2195WS Wall Saver	373	404	429	466	518	537	583	669	711	793	902	1039
OVERALL DIMENSIONS			SEAT DIMENSIONS			BACK DIMENSIONS						
W	D	H	W	D	H	W	H					
20	22	35	18	16	18.5	18	16					
RTA 00												


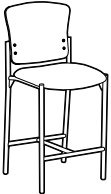


DESCRIPTION	FEATURES	MODEL#	STANDARD FABRIC GRADES													
			1	2	3	4	5	6	7	8	9	10	11	12		
 <p>Armless Chair w/Catsers Upholstered Back COM Yardage: 1.25 Freight Class: 250 Product Weight (lbs.): 18 Cubic Feet Per Carton: 12.25 (2 per carton)</p>	<p>Stacks 5 high on floor. Stacks 8 high on dolly. Ergonomic Features: M, N</p>	2195C	430	458	482	517	566	584	626	708	747	822	926	1053		
			OVERALL DIMENSIONS			SEAT DIMENSIONS			BACK DIMENSIONS							
			W	D	H	W	D	H	W	H						
			20	22	35	18	16	18	18.5	16						
			RTA 00													

DESCRIPTION	FEATURES	MODEL#	STANDARD FABRIC GRADES													
			1	2	3	4	5	6	7	8	9	10	11	12		
 <p>Armchair Wood Veneer Back COM Yardage: .75 Freight Class: 250 Product Weight (lbs.): 13 Cubic Feet Per Carton: 6.25 (2 per carton)</p>	<p>Stacks 5 high on floor. Stacks 8 high on dolly. Ergonomic Features: M, N</p>	2198	441	457	472	493	521	538	565	603	640	671	752	833		
			2198WS Wall Saver	455	474	490	512	542	554	582	633	658	707	773	854	
				OVERALL DIMENSIONS			SEAT DIMENSIONS			BACK DIMENSIONS						
			W	D	H	W	D	H	W	H						
			23.5	22	35	18	17.5	18	18.5	16.5						
			RTA 00													

DESCRIPTION	FEATURES	MODEL#	STANDARD FABRIC GRADES													
			1	2	3	4	5	6	7	8	9	10	11	12		
 <p>Armchair w/Catsers Wood Veneer Back COM Yardage: .75 Freight Class: 250 Product Weight (lbs.): 20 Cubic Feet Per Carton: 12.5 (2 per carton)</p>	<p>Stacks 5 high on floor. Stacks 8 high on dolly. Ergonomic Features: M, N</p>	2198C	459	478	493	514	542	552	579	627	650	695	757	834		
			OVERALL DIMENSIONS			SEAT DIMENSIONS			BACK DIMENSIONS							
			W	D	H	W	D	H	W	H						
			23.5	22	35	18	16	18	18.5	16						
			RTA 00													

DESCRIPTION	FEATURES	MODEL#	STANDARD FABRIC GRADES													
			1	2	3	4	5	6	7	8	9	10	11	12		
 <p>Armless Chair Wood Veneer Back COM Yardage: .75 Freight Class: 250 Product Weight (lbs.): 18 Cubic Feet Per Carton: 13 (2 per carton)</p>	<p>Stacks 5 high on floor. Stacks 8 high on dolly. Ergonomic Features: M, N</p>	2199	382	399	412	432	460	477	505	543	580	612	692	775		
			2199WS Wall Saver	396	414	430	452	482	495	522	574	599	647	713	796	
				OVERALL DIMENSIONS			SEAT DIMENSIONS			BACK DIMENSIONS						
			W	D	H	W	D	H	W	H						
			20	22	35	18	17.5	18	18.5	16.5						
			RTA 00													

DESCRIPTION	FEATURES	MODEL#	STANDARD FABRIC GRADES													
			1	2	3	4	5	6	7	8	9	10	11	12		
 <p>Armless Chair w/Catsers Wood Veneer Back COM Yardage: .75 Freight Class: 250 Product Weight (lbs.): 18 Cubic Feet Per Carton: 12.5 (2 per carton)</p>	<p>Stacks 5 high on floor. Stacks 8 high on dolly. Ergonomic Features: M, N</p>	2199C	406	425	437	458	489	498	524	573	596	641	703	780		
			OVERALL DIMENSIONS			SEAT DIMENSIONS			BACK DIMENSIONS							
			W	D	H	W	D	H	W	H						
			20	22	35	18	17.5	18	18.5	16						
			RTA 00													

DESCRIPTION	FEATURES	MODEL#	STANDARD FABRIC GRADES											
			1	2	3	4	5	6	7	8	9	10	11	12
 <p>Barstool w/Arms Wood Veneer Back COM Yardage: .75 Freight Class: 300 Product Weight (lbs.): 27 Cubic Feet Per Carton: 14.75 (1 per carton)</p>	<p>Does not stack.</p> <p>Ergonomic Features: M, N</p>	<p>2188</p>	637	657	672	694	727	736	764	817	842	890	957	1038
			OVERALL DIMENSIONS			SEAT DIMENSIONS			BACK DIMENSIONS					
			W	D	H	W	D	H	W	H				
			23	22	45	18	16	29	18.5	16				
			RTA 00											
 <p>Armless Barstool Wood Veneer Back COM Yardage: .75 Freight Class: 300 Product Weight (lbs.): 25 Cubic Feet Per Carton: 14.75 (1 per carton)</p>	<p>Does not stack.</p> <p>Ergonomic Features: M, N</p>	<p>2189</p>	576	597	611	634	665	676	703	756	780	829	895	978
			OVERALL DIMENSIONS			SEAT DIMENSIONS			BACK DIMENSIONS					
			W	D	H	W	D	H	W	H				
			20	22	45	18	16	29	18.5	16				
			RTA 00											
 <p>Barstool w/Arms Upholstered Back COM Yardage: 1.25 Freight Class: 300 Product Weight (lbs.): 28 Cubic Feet Per Carton: 14.75 (1 per carton)</p>	<p>Does not stack.</p> <p>Ergonomic Features: M, N</p>	<p>2196</p>	612	644	668	706	758	777	822	910	951	1032	1142	1280
			OVERALL DIMENSIONS			SEAT DIMENSIONS			BACK DIMENSIONS					
			W	D	H	W	D	H	W	H				
			23	22	45	18	16	29	18.5	16				
			RTA 00											
 <p>Armless Barstool w/ Upholstered Back COM Yardage: 1.25 Freight Class: 300 Product Weight (lbs.): 22 Cubic Feet Per Carton: 14.75 (1 per carton)</p>	<p>Does not stack.</p> <p>Ergonomic Features: M, N</p>	<p>2197</p>	551	583	607	643	696	714	760	847	890	971	1080	1217
			OVERALL DIMENSIONS			SEAT DIMENSIONS			BACK DIMENSIONS					
			W	D	H	W	D	H	W	H				
			20	22	45	18	16	29	18.5	16				
			RTA 00											

VAUGHAN™



model 934 (BK)

model 934 stacked

STANDARD FEATURES

- Standard with heavy duty Black frame.
- Uses FP15 dolly.
- Round top back with space at the top and bottom.
- Seats has pull over cover without side seams or welting.
- Exposed upholstery fasteners make field repair/ replacement easy.
- **Specifications and pricing are for 1 chair.**

OPTIONAL FEATURES

- Silver (SIL), Gold Vein (GV) or Chrome (CH) frames available. Add \$36.00. Please Specify
- Not available in Leather.

DESCRIPTION	FEATURES	MODEL#	STANDARD FABRIC GRADES											
-------------	----------	--------	------------------------	--	--	--	--	--	--	--	--	--	--	--



	1	2	3	4	5	6	7	8	9	10	11	12
934	153	178	198	227	269	288	316	386	417	482	568	676

Armless Chair Upholstered Back
 COM Yardage: 1
 Freight Class: 150
 Product Weight (lbs.): 14
 Cubic Feet Per Carton: 3 (4 per carton)

Stacks 10 high on floor or dolly.

OVERALL DIMENSIONS			SEAT DIMENSIONS			BACK DIMENSIONS	
W	D	H	W	D	H	W	H

17.5	22.5	33.5	16.5	16.5	18.5	12	14
------	------	------	------	------	------	----	----



VION



model 6325 (CM)

model 6353 (CM)

VION FINISHES - GUEST SEATING				
Back Frame	Base	Frame	Specify Code	Arm Option
Black	BLK	Black	BK	Fiber Glass Reinforced Nylon (Black)
		Charcoal	CR	
		Fog	FO	
		Tungsten	TN	
		Chrome	CM - Add \$25.00	
Fog	Fog Add \$50.00			

STANDARD FEATURES

- Vion is a comprehensive seating series offering a family of models to Address multiple applications: task, management, conference, guest, heavy duty 24-7, and drafting stools.
- Task, management, conference, drafting stools can be found in the Work + Task section of the price book.
- Vion Heavy Duty models can be found in the Heavy Duty section of the price book.
- Guest chairs offer arm and armless models, with or without casters. Arm designs are gently curved and made from strong fiberglass reinforced nylon.
- Guest chairs without casters, offer a wall saver frame design, which is constructed from 7/8 inch diameter steel tubing.
- Models are standard with durable black polypropylene glides.
- Upholstered back models will always feature black fabric (Jenny JN02) on the back side.
- Guest chairs with casters are standard with C82 dual wheel carpet casters. These models do not have wall saver frames and do not stack.
- Vion beam seating consists of upper seat units (6340-6343) including mounting brackets and all hardware necessary for attachment to beam.
- For all beam components, tables and a complete list of available upper seat units, see Beam seating section.

OPTIONAL FEATURES

- Mesh back models are available in 10 colors: Aqua (MS75), Black (MS69), Black Cherry (MS76), Blue (MS72), Dust (MS77), Ivory (MS78), Natural (MS74), Paprika (MS79), Rope (MS73) and Stone (MS71). All models are available in fabric, vinyl or leather with EXCEPTION of Jenny and Pebbles.
- Vion mesh back models (all 10 colors) and approved upholstery materials are available to meet California TB133 and a \$150.00 list upcharge is required for all mesh back models.
- Upholstered back models offer a Matching Outer (MO) upholstery option. Due to the Additional material needed, these models are listed separately and are priced differently than the standard upholstered back models.
- Optional Memory Foam available on Vion Seats. Please specify MF and Add \$76.00.
- Optional glides for guest chairs include: Opaque off-white non-marring glides for hard surface flooring (NM) and Steel self-leveling rubber cushioned glides (B). Please specify, Add \$18.00.
- Available Dolly for stacking guest chairs up to 8 high. Specify model 2125WS, \$288.00 List.
- Please refer to chart for optional Arms, Back, Base and Frame finishes.

DESCRIPTION FEATURES MODEL# STANDARD FABRIC GRADES



Side Chair - Armless
COM Yardage: 1
Freight Class: 250
Product Weight (lbs.):24
Cubic Feet Per Carton: 11.75

Mesh Back
Stacks 4 high on floor.
Stacks 8 high on dolly.
Ergonomic Features:
M, N

MODEL#	1	2	3	4	5	6	7	8	9	10	11	12
6324	420	444	463	491	530	545	579	646	678	739	823	928
6324L Leather	-	-	-	-	-	-	-	588	631	685	777	881

OVERALL DIMENSIONS			SEAT DIMENSIONS			BACK DIMENSIONS		
W	D	H	W	D	H	W	H	
20	24	34.5	19	17.5	17.5	19	17	

RTA 00




Side Chair - Armless w/Casters
COM Yardage: 1
Freight Class: 250
Product Weight (lbs.):24
Cubic Feet Per Carton: 11.75


Mesh Back
Does not stack.
Ergonomic Features:
M, N


MODEL#	1	2	3	4	5	6	7	8	9	10	11	12
6324C	469	493	512	540	579	594	628	695	727	788	872	976
6324CL Leather	-	-	-	-	-	-	-	655	698	752	844	948


OVERALL DIMENSIONS			SEAT DIMENSIONS			BACK DIMENSIONS		
W	D	H	W	D	H	W	H	
20	24	34.5	19	17.5	17.5	19	17	


RTA 00


DESCRIPTION	FEATURES	MODEL#	STANDARD FABRIC GRADES											
			1	2	3	4	5	6	7	8	9	10	11	12
 Side Chair COM Yardage: 1 Freight Class: 300 Product Weight (lbs.): 26 Cubic Feet Per Carton: 13.75	Mesh Back Stacks 4 high on floor. Stacks 8 high on dolly. Ergonomic Features: M, N													
		6325	450	474	493	521	560	575	609	676	708	769	853	957
		6325L	-	-	-	-	-	-	-	619	662	716	808	912
		Leather												
			OVERALL DIMENSIONS			SEAT DIMENSIONS			BACK DIMENSIONS					
			W	D	H	W	D	H	W	H				
			25.5	24	34.5	19	17.5	17.5	19	17				
			RTA 00											


DESCRIPTION	FEATURES	MODEL#	STANDARD FABRIC GRADES											
			1	2	3	4	5	6	7	8	9	10	11	12
 Side Chair w/Casters COM Yardage: 1 Freight Class: 300 Product Weight (lbs.): 26 Cubic Feet Per Carton: 13.75	Mesh Back Does not stack. Ergonomic Features: M, N													
		6325C	499	523	542	570	609	624	658	725	757	818	902	1006
		6325CL	-	-	-	-	-	-	-	686	729	783	875	979
		Leather												
			OVERALL DIMENSIONS			SEAT DIMENSIONS			BACK DIMENSIONS					
			W	D	H	W	D	H	W	H				
			25.5	24	34.5	19	17.5	17.5	19	17				
			RTA 00											


DESCRIPTION	FEATURES	MODEL#	STANDARD FABRIC GRADES											
			1	2	3	4	5	6	7	8	9	10	11	12
 Bar Height Stool w/Arms COM Yardage: 1.00 Freight Class: 300 Product Weight (lbs.): 35 Cubic Feet Per Carton: 20	Mesh Back. Does not stack. Ergonomic Features: M, N													
		6350	585	611	631	662	705	725	765	827	875	929	1039	1157
		6350L	-	-	-	-	-	-	-	827	877	929	1039	1157
			OVERALL DIMENSIONS			SEAT DIMENSIONS			BACK DIMENSIONS					
			W	D	H	W	D	H	W	H				
			25.5	25	44.5	19	17.5	28.5	18	16				
			RTA 00											


DESCRIPTION	FEATURES	MODEL#	STANDARD FABRIC GRADES											
			1	2	3	4	5	6	7	8	9	10	11	12
 Armless Bar Height Stool COM Yardage: 1.00 Freight Class: 250 Product Weight (lbs.): 33 Cubic Feet Per Carton: 15.75	Mesh Back. Does not stack. Ergonomic Features: M, N													
		6351	556	582	602	633	676	696	736	798	846	900	1010	1128
		6351L	-	-	-	-	-	-	-	798	846	900	1010	1128
			OVERALL DIMENSIONS			SEAT DIMENSIONS			BACK DIMENSIONS					
			W	D	H	W	D	H	W	H				
			21	25	44.5	19	17.5	28.5	18	16				
			RTA 00											


DESCRIPTION	FEATURES	MODEL#	STANDARD FABRIC GRADES											
			1	2	3	4	5	6	7	8	9	10	11	12
 Counter Height Stool w/Arms COM Yardage: 1.00 Freight Class: 300 Product Weight (lbs.): 25 Cubic Feet Per Carton: 18.5	Mesh Back. Does not stack. Ergonomic Features: M, N													
		6352	585	611	631	662	705	725	765	827	875	929	1039	1157
		6352L	-	-	-	-	-	-	-	827	875	929	1039	1157
			OVERALL DIMENSIONS			SEAT DIMENSIONS			BACK DIMENSIONS					
			W	D	H	W	D	H	W	H				
			25.5	24.5	40.5	19	17.5	24.5	18	16				
			RTA 00											






DESCRIPTION	FEATURES	MODEL#	STANDARD FABRIC GRADES												
			1	2	3	4	5	6	7	8	9	10	11	12	
	Mesh Back Does not stack.		6353	556	582	602	633	676	696	736	798	846	900	1010	1128
			6353L	-	-	-	-	-	-	-	798	846	900	1010	1128
Armless Counter Height Stool COM Yardage: 1.00 Freight Class: 250 Product Weight (lbs.): 31 Cubic Feet Per Carton: 14.50	Ergonomic Features: M, N		OVERALL DIMENSIONS			SEAT DIMENSIONS			BACK DIMENSIONS						
			W	D	H	W	D	H	W	H					
			21	24.5	40.5	19	17.5	24.5	18	16					
			RTA 00												




DESCRIPTION	FEATURES	MODEL#	STANDARD FABRIC GRADES												
			1	2	3	4	5	6	7	8	9	10	11	12	
	Upholstered Back. Stacks 4 high on floor. Stacks 8 high on dolly. Ergonomic Features: M, N		6334	460	484	503	531	570	585	619	686	718	779	863	968
			6334MO	460	484	503	531	570	585	619	686	718	779	863	968
Side Chair - Armless COM Yardage: 1.25 Freight Class: 250 Product Weight (lbs.): 25 Cubic Feet Per Carton: 11.75	Ergonomic Features: M, N		6334L	-	-	-	-	-	-	-	644	687	741	833	937
			6334LMO	-	-	-	-	-	-	-	644	687	741	833	937
			OVERALL DIMENSIONS			SEAT DIMENSIONS			BACK DIMENSIONS						
			W	D	H	W	D	H	W	H					
			20	24	34.5	19	17.5	17.5	19	17					
			RTA 00												

DESCRIPTION	FEATURES	MODEL#	STANDARD FABRIC GRADES												
			1	2	3	4	5	6	7	8	9	10	11	12	
	Upholstered Back. Does not stack. Ergonomic Features: M, N		6334C	514	538	557	585	624	639	673	740	772	833	917	1021
			6334CMO	514	538	557	585	624	639	673	740	772	833	917	1021
Side Chair w/Casters COM Yardage: 1.25 Freight Class: 250 Product Weight (lbs.): 25 Cubic Feet Per Carton: 11.75	Ergonomic Features: M, N		6324CL	-	-	-	-	-	-	-	768	811	865	957	1061
			6324CLMO	-	-	-	-	-	-	-	768	811	865	957	1061
			OVERALL DIMENSIONS			SEAT DIMENSIONS			BACK DIMENSIONS						
			W	D	H	W	D	H	W	H					
			20	24	34.5	19	17.5	17.5	19	17					
			RTA 00												

DESCRIPTION	FEATURES	MODEL#	STANDARD FABRIC GRADES												
			1	2	3	4	5	6	7	8	9	10	11	12	
	Upholstered Back. Stacks 4 high on floor. Stacks 8 high on dolly. Ergonomic Features: M, N		6335	490	515	534	562	601	616	650	717	749	810	894	999
			6335MO	490	515	534	562	601	616	650	717	749	810	894	999
Side Chair COM Yardage: 1.25 Freight Class: 300 Product Weight (lbs.): 27 Cubic Feet Per Carton: 13.75	Ergonomic Features: M, N		6335L	-	-	-	-	-	-	-	725	768	822	914	1018
			6335LMO	-	-	-	-	-	-	-	725	1001	822	914	1018
			OVERALL DIMENSIONS			SEAT DIMENSIONS			BACK DIMENSIONS						
			W	D	H	W	D	H	W	H					
			25.5	24	34.5	19	17.5	17.5	19	17					
			RTA 00												

DESCRIPTION	FEATURES	MODEL#	STANDARD FABRIC GRADES												
			1	2	3	4	5	6	7	8	9	10	11	12	
	Upholstered Back. Does not stack. Ergonomic Features: M, N		6335C	544	568	587	615	654	669	703	770	802	863	947	1052
			6335CMO	544	568	587	615	654	669	703	770	802	863	947	1052
Side Chair w/Casters COM Yardage: 1.25 Freight Class: 300 Product Weight (lbs.): 27 Cubic Feet Per Carton: 13.75	Ergonomic Features: M, N		6335CL	-	-	-	-	-	-	-	798	841	895	987	1091
			6335CLMO	-	-	-	-	-	-	-	798	841	895	987	1091
			OVERALL DIMENSIONS			SEAT DIMENSIONS			BACK DIMENSIONS						
			W	D	H	W	D	H	W	H					
			25.5	24	34.5	19	18	17.5	19	17					
			RTA 00												

DESCRIPTION	FEATURES	MODEL#	STANDARD FABRIC GRADES												
			1	2	3	4	5	6	7	8	9	10	11	12	
 Armless Seat Unit COM Yardage: 1 Freight Class: 250 Product Weight (lbs.): 20 Cubic Feet Per Carton: 7.25	Upholstered Seat and Mesh Back. Use with beam.	6340	564	590	610	641	684	704	744	806	854	908	1018	1136	
		OVERALL DIMENSIONS			SEAT DIMENSIONS			BACK DIMENSIONS							
		W	D	H	W	D	H	W	H						
		21	23.5	20.5	17.5	18	-	19	17						
		RTA 00													
 Armless Seat Unit COM Yardage: 1 Freight Class: 250 Product Weight (lbs.): 20 Cubic Feet Per Carton: 7.25	Upholstered Seat and Back. Use with beam.	6341	657	689	715	753	807	832	881	960	1020	1087	1224	1371	
		OVERALL DIMENSIONS			SEAT DIMENSIONS			BACK DIMENSIONS							
		W	D	H	W	D	H	W	H						
		21	23.5	20.5	17.5	18	-	19	17						
		RTA 00													
 Seat Unit w/Arms COM Yardage: 1 Freight Class: 250 Product Weight (lbs.): 21 Cubic Feet Per Carton: 9.75	Upholstered Seat and Mesh Back. Use with beam.	6342	522	548	568	599	642	662	702	764	812	866	976	1094	
		OVERALL DIMENSIONS			SEAT DIMENSIONS			BACK DIMENSIONS							
		W	D	H	W	D	H	W	H						
		25.5	23.5	20.5	17.5	18	-	19	17						
		RTA 00													
 Seat Unit w/Arms COM Yardage: 1 Freight Class: 250 Product Weight (lbs.): 21 Cubic Feet Per Carton: 9.75	Upholstered Seat and Back. Use with beam.	6343	603	635	661	699	753	778	827	905	966	1033	1170	1317	
		OVERALL DIMENSIONS			SEAT DIMENSIONS			BACK DIMENSIONS							
		W	D	H	W	D	H	W	H						
		25.5	23.5	20.5	17.5	18	-	19	17						
		RTA 00													
 Bar Height Stool w/Arms COM Yardage: 1.25 Freight Class: 300 Product Weight (lbs.): 35 Cubic Feet Per Carton: 20	Upholstered Back Does not stack. Ergonomic Features: M, N		1	2	3	4	5	6	7	8	9	10	11	12	
		6360	637	669	695	733	787	812	861	939	1000	1067	1204	1351	
		6360MO	675	726	767	828	914	955	1034	1159	1255	1362	1583	1818	
		6360L	-	-	-	-	-	-	-	939	1000	1067	1204	1351	
		6360LMO	-	-	-	-	-	-	-	1159	1255	1362	1583	1818	
		OVERALL DIMENSIONS			SEAT DIMENSIONS			BACK DIMENSIONS							
W	D	H	W	D	H	W	H								
25.5	25	44.5	19	17.5	28.5	18	16								
		RTA 00													

DESCRIPTION	FEATURES	MODEL#	STANDARD FABRIC GRADES														
			1	2	3	4	5	6	7	8	9	10	11	12			
 <p>Armless Bar Height Stool COM Yardage: 1.25 Freight Class: 250 Product Weight (lbs.): 33 Cubic Feet Per Carton: 15.75</p>	Upholstered Back Does not stack. Ergonomic Features: M, N																
		6361	609	641	667	705	760	785	834	912	973	1040	1177	1324			
		6361MO	647	698	739	800	886	927	1006	1131	1227	1334	1555	1790			
		6361L	-	-	-	-	-	-	-	912	973	1040	1177	1324			
		6361LMO	-	-	-	-	-	-	-	1131	1227	1334	1555	1790			
		OVERALL DIMENSIONS			SEAT DIMENSIONS			BACK DIMENSIONS									
	W	D	H	W	D	H	W	H									
	21	25	44.5	19	17.5	28.5	18	16									
	RTA 00																
 <p>Bar Counter Height Stool w/Arms COM Yardage: 1.25 Freight Class: 300 Product Weight (lbs.): 33 Cubic Feet Per Carton: 18.5</p>	Upholstered Back Does not stack. Ergonomic Features: M, N																
		6362	637	669	695	733	787	812	861	939	1000	1067	1204	1351			
		6362MO	675	726	767	828	914	955	1034	1159	1255	1362	1583	1818			
		6362L	-	-	-	-	-	-	-	939	1000	1067	1204	1351			
		6362LMO	-	-	-	-	-	-	-	1159	1255	1362	1583	1818			
		OVERALL DIMENSIONS			SEAT DIMENSIONS			BACK DIMENSIONS									
	W	D	H	W	D	H	W	H									
	25.5	24.5	40.5	19	17.5	24.5	18	16									
	RTA 00																
 <p>Armless Counter Height Stool COM Yardage: 1.25 Freight Class: 250 Product Weight (lbs.): 31 Cubic Feet Per Carton: 14.50</p>	Upholstered Back Does not stack. Ergonomic Features: M, N																
		6363	609	641	667	705	760	785	834	912	973	1040	1177	1324			
		6363MO	647	698	739	800	886	927	1006	1131	1227	1334	1555	1790			
		6363L	-	-	-	-	-	-	-	912	973	1040	1177	1324			
		6363LMO	-	-	-	-	-	-	-	1131	1227	1334	1555	1790			
		OVERALL DIMENSIONS			SEAT DIMENSIONS			BACK DIMENSIONS									
	W	D	H	W	D	H	W	H									
	21	25	40.5	19	17.5	24.5	18	16									
	RTA 00																

ZOMA™



model 6656



model 6657










STANDARD FEATURES

- Design sensitive guest seating featuring a wide flat, flared arms and elliptical tubular construction.
- The back of the chair is heavily compound curved to provide comfort and support in multiple seating positions.
- No visible back attachment hardware. Backs are attached using concealed hardware only.
- The outer back is upholstered in the same material selection as the rest of the chair.
- Arms are wide and full length, offering support to help stabilize the user as they sit in or exit chairs.
- The gently curved arms are made from incredibly strong black fiberglass reinforced nylon.
- The rugged frame is made from welded elliptical (oval) steel tubing 1.5" wide.
- Chairs are "Wall Safe," rear legs hit the baseboard first leaving clearance between the back of the chair and the wall; Thus saving both the chair and the wall from damage. Legs flair out to the rear to provide additional support.

- Zoma is equipped with a polypropylene seat shroud that helps stabilize chairs when stacked and avoid frame imprints on upholstered seats.
- Stacks up to 4 high on the floor or on a dolly (2125WS).
- Standard glide is a durable Black Polypropylene oval glide.

OPTIONAL FEATURES

- Frame is standard in a choice of Black (BLK) or Tungsten (TUN) Finish must be specified. A chrome frame is optionally available. Please Specify (CH), add \$27.00.
- A durable polypropylene outer back shroud is available at no charge. Optional shroud is Black only. Please specify (PSB).
- For chairs used on hard surface floors PLEASE SPECIFY Opaque (off White), Non-Marking Glides (NM).
- Available in all standard GLOBAL carded fabrics with the EXCEPTION of Couture, Jenny, Match, Replay, Shard, Station, Styx, and Time.

DESCRIPTION	FEATURES	MODEL#	STANDARD FABRIC GRADES													
			1	2	3	4	5	6	7	8	9	10	11	12		
 <p>Armchair COM Yardage: 1.25 Freight Class: 250 Product Weight (lbs.): 28 Cubic Feet Per Carton: 13.75</p>	<p>Stacks 4 high on floor or dolly.</p> <p>Ergonomic Features: M, N</p>	6656	413	443	467	501	551	569	613	695	735	812	917	1048		
		6656LM	-	-	-	-	539	-	-	684	-	800	910	1040		
		Leather/Mock Leather														
		OVERALL DIMENSIONS			SEAT DIMENSIONS			BACK DIMENSIONS								
		W	D	H	W	D	H	W	H							
26.5	24	32.5	20	19	17	18	15									
																
 <p>Armless Side Chair COM Yardage: 1.25 Freight Class: 250 Product Weight (lbs.): 26 Cubic Feet Per Carton: 11.75</p>	<p>Stacks 4 high on floor or dolly.</p> <p>Ergonomic Features: M, N</p>	6657	377	406	430	464	515	532	576	659	699	776	880	1011		
		6657LM	-	-	-	-	498	-	-	643	-	759	869	1000		
		Leather/Mock Leather														
		OVERALL DIMENSIONS			SEAT DIMENSIONS			BACK DIMENSIONS								
		W	D	H	W	D	H	W	H							
22.5	24	32.5	20	19	17	18	15									
																
 <p>Dolly COM Yardage: N/A Freight Class: 150 Product Weight (lbs.): 16 Cubic Feet Per Carton: 3.80</p>		2125WS	288	-	-	-	-	-	-	-	-	-	-	-		
	OVERALL DIMENSIONS			SEAT DIMENSIONS			BACK DIMENSIONS									
	W	D	H	W	D	H	W	H								
	23.25	24.75	12.25	-	-	-	-	-								
																

ZOOEY™




model 8585

STANDARD FEATURES

- Side chair with upholstered seat and mesh back.
- The breathable mesh back allows continuous air flow to eliminate heat build-up.
- Frame standard in Black.
- Does not stack.

OPTIONAL FEATURES

- Mesh backs are available in all 24 Vue Mesh colors.
- Seats can be color coordinate to the mesh backs, with grade 4 "Match" fabric.
- Optional Tungsten (TUN) frame, Add \$42.00 or Chrome (CH) frame, Add \$90.00

DESCRIPTION	FEATURES	MODEL#	STANDARD FABRIC GRADES											
			1	2	3	4	5	6	7	8	9	10	11	12
 <p>Mesh Back Side Chair COM Yardage: .75 Freight Class: 250 Product Weight (lbs.): 46 Cubic Feet Per Carton: 15.73</p>	Does not stack. Ergonomic Features: M, N	8585	670	687	701	721	749	760	785	832	855	899	959	1034
		OVERALL DIMENSIONS W D H			SEAT DIMENSIONS W D H			BACK DIMENSIONS W H						
			23.5	27.5	35	19	17.5	17	20	18				
			RTA 00											

lounge



Ballara 248-256



Braden 257-259



Bridges II Collab. Seating..... 260-266



Camino 267-271



Citi & Citi Square 272-287



Dawson Tables 288



Jarvis 289



Jeo 290-292



Lux 293-294



ML 295-296



ML Park 297



Orion 298



Prairie 299



River/HT/Personal Harbor 301-327



Sirena 328-340



Vitrola 341-342




Wind & Wind Linear 343-349

BALLARA™



model 9751

model 9751NA & 9757L



Quilted Seat Option
See optional features for more details.



model 9752NA Two Seat Sofa, 9755 Corner Table, 9751NA Lounge Chair, 9757L Left Tablet

STANDARD FEATURES

- An all inclusive, modular series which includes seating, storage, power, tables and tablets.
- Fulfill many space planning scenarios including corner, in-line, open concept as well as traditional reception.
- Furniture pieces, seating or tables can be used as stand alone items or linked together with ganging brackets to create infinite configurations.
- Tablets can be mounted outside or between seats to accommodate various work and collaborative settings. Tablets have a 14" round surface and come with a 2 point locking mechanism for easy handling and stability.
- Fixed cushions are accented by a metal base and frame. Frames are standard in Black (BLK).
- Table frames and Tablet metal components are standard in Black (BLK). Tables features durable and matching 3mm edges.
- Ganging brackets and power modules are standard in Black (BLK). Power modules includes two power outlets and can be mounted under any seat or table. Wire management is included.
- **Item may require a longer lead time, please contact CustomerCare for more information.

OPTIONAL FEATURES

- Quilted Seat (Q) is available on single seat models add \$140.00, seater sofa, add \$280.00 and three seat sofas add \$420.00. Please specify.
- All chair frames, table frames, tablet metal components, ganging brackets and power modules are available in the following finishes: Chrome (CH), Brushed Chrome (BRC), Designer White (DWT) or Tungsten (TUN). For Chrome and Brushed Chrome finishes upcharges apply. Please specify and Add \$161.00 for single seat chairs. Add \$215.00 for two seat sofas. Add \$268.00 for three seat sofas. Add \$161.00 for storage/end tables. Add \$215.00 for storage/coffee tables. Add \$81.00 for tablets. Add \$18.00 for Ganging brackets. Add \$18.00 for power modules.
- Corner tables, storage tables and tablets are offered in the following laminate finishes: Absolute Acajou (ACJ), Asian Night (ASN), Avant Cherry (AWC), Avant Honey (AWH), Black (BLK), Brushed Cobalt (BRC), Constellation Java (CSJ), Dark Espresso (DES), Grey (GRY), Hayden Grey (Taupe) (HGT), Quartered Mahogany (QTM), Shaker Cherry (SKC), Storm Grey (SOG), Tiger Fruitwood (TFW), Tiger Mahogany (TMA), Tiger Maple (TMP), Tiger Walnut (TWL), White (WHT), White Chocolate (WHC), Willow Grey (WGY), and Winter Cherry (WCR). Please Specify.

SAMPLE LAYOUTS

Layout A



Qty	Model Number	Description	Dimensions	List Price
1	9751L	Lounge Chair - Left Arm	28.5 x 29.5 x 30	1355
1	9751R	Lounge Chair - Right Arm	28.5 x 29.5 x 30	1355
1	9755	Corner Table	27.25 x 27.25 x 16.5	538

SAMPLE LAYOUT TOTAL IN STANDARD BLACK FRAME 3248
SAMPLE LAYOUT TOTAL IN OPTIONAL FRAME FINISHES 3731

Layout B



Qty	Model Number	Description	Dimensions	List Price
1	9751L	Lounge Chair - Left Arm	28.5 x 29.5 x 30	1355
1	9751R	Lounge Chair - Right Arm	28.5 x 29.5 x 30	1355
1	9755	Corner Table	27.25 x 27.25 x 16.5	538

SAMPLE LAYOUT TOTAL IN STANDARD BLACK FRAME 3248
SAMPLE LAYOUT TOTAL IN OPTIONAL FRAME FINISHES 3731

Layout C



Qty	Model Number	Description	Dimensions	List Price
1	9751L	Lounge Chair - Left Arm	28.5 x 29.5 x 30	1355
1	9751R	Lounge Chair - Right Arm	28.5 x 29.5 x 30	1355
1	9751NA	Lounge Chair - No Arms	27.5 x 29.5 x 30	1124
2	9755	Corner Table	27.25 x 27.25 x 16.5	538 x 2

SAMPLE LAYOUT TOTAL IN STANDARD BLACK FRAME 4910
SAMPLE LAYOUT TOTAL IN OPTIONAL FRAME FINISHES 5715

SAMPLE LAYOUTS

Layout D



Qty	Model Number	Description	Dimensions	List Price
1	9751L	Lounge Chair - Left Arm	28.5 x 29.5 x 30	1355
1	9751R	Lounge Chair - Right Arm	28.5 x 29.5 x 30	1355
1	9751NA	Lounge Chair - Armless	27.5 x 29.5 x 30	1205
2	9755	Corner Table	27.25 x 27.25 x 16.5	538
1	9757L	Left Tablet	14 x 14 x 17.25	414
1	9758R	Right Tablet	14 x 14 x 17.25	414

SAMPLE LAYOUT TOTAL IN STANDARD BLACK FRAME 5738
SAMPLE LAYOUT TOTAL IN OPTIONAL FRAME FINISHES 6705

Layout E



Qty	Model Number	Description	Dimensions	List Price
1	9752L-OB	Two Seat Sofa Open Back - Left Arm	55 x 29.5 x 30	2211
1	9752NA	Two Seat Sofa - Armless	54 x 29.5 x 30	2032
1	9754	Storage Table	27.25 x 27.25 x 16.5	856
1	9755	Corner Table	27.25 x 27.25 x 16.5	538
1	9757L	Left Tablet	14 x 14 x 17.25	414

SAMPLE LAYOUT TOTAL IN STANDARD BLACK FRAME 6051
SAMPLE LAYOUT TOTAL IN OPTIONAL FRAME FINISHES 6884

Layout F



Qty	Model Number	Description	Dimensions	List Price
1	9753NA-OB	Three Seat Sofa Open Back - Armless	80.5 x 29.5 x 30	2848
1	9751L	Lounge Chair - Left Arm	28.5 x 29.5 x 30	1355
1	9755	Corner Table	27.25 x 27.25 x 16.5	538
1	9757L	Left Tablet	14 x 14 x 17.25	414
1	9758R	Right Tablet	14 x 14 x 17.25	414

SAMPLE LAYOUT TOTAL IN STANDARD BLACK FRAME 5569
SAMPLE LAYOUT TOTAL IN OPTIONAL FRAME FINISHES 6321

Layout G



Qty	Model Number	Description	Dimensions	List Price
1	9753NA-OB	Three Seat Sofa Open Back - Armless	80.5 x 29.5 x 30	2848
1	9751	Lounge Chair	29.5 x 29.5 x 30	1586
1	9755	Corner Table	27.25 x 27.25 x 16.5	538
1	9757L	Left Tablet	14 x 14 x 17.25	414

SAMPLE LAYOUT TOTAL IN STANDARD BLACK FRAME 5386
SAMPLE LAYOUT TOTAL IN OPTIONAL FRAME FINISHES 6057

Layout H




Qty	Model Number	Description	Dimensions	List Price
1	9751L	Lounge Chair - Left Arm	28.5 x 29.5 x 30	1355
1	9751R	Lounge Chair - Right Arm	28.5 x 29.5 x 30	1477
1	9751NA	Lounge Chair - No Arms	27.5 x 29.5 x 30	1124
2	9755	Corner Table	27.25 x 27.25 x 16.5	538 x 2

SAMPLE LAYOUT TOTAL IN STANDARD BLACK FRAME 4910
SAMPLE LAYOUT TOTAL IN OPTIONAL FRAME FINISHES 5715

SAMPLE LAYOUTS


Layout I



Qty	Model Number	Description	Dimensions	List Price
1	9753NA-OB	Three Seat Sofa Open Back - Armless	80.5 x 29.5 x 30	2848
1	9752NA	Two Seat Sofa - Armless	54 x 29.5 x 30	2032
2	9754	Storage Table	27.25 x 27.25 x 16.5	856 x 2
1	9755	Corner Table	27.25 x 27.25 x 16.5	538
1	9757L	Left Tablet	14 x 14 x 17.25	414
1	9758R	Right Tablet	14 x 14 x 17.25	414

SAMPLE LAYOUT TOTAL IN STANDARD BLACK FRAME 7958
SAMPLE LAYOUT TOTAL IN OPTIONAL FRAME FINISHES 9086

Layout J



Qty	Model Number	Description	Dimensions	List Price
1	9753NA-OB	Three Seat Sofa Open Back - Armless	80.5 x 29.5 x 30	2848
1	9751L	Lounge Chair - Left Arm	28.5 x 29.5 x 30	1355
1	9751R	Lounge Chair - Right Arm	28.5 x 29.5 x 30	1355
2	9754	Storage Table	27.25 x 27.25 x 16.5	856 x2
1	9755	Corner Table	27.25 x 27.25 x 16.5	538
1	9757L	Left Tablet	14 x 14 x 17.25	414
1	9758R	Right Tablet	14 x 14 x 17.25	414

SAMPLE LAYOUT TOTAL IN STANDARD BLACK FRAME 8636
SAMPLE LAYOUT TOTAL IN OPTIONAL FRAME FINISHES 9871

Layout K



Qty	Model Number	Description	Dimensions	List Price
2	9753NA-OB	Three Seat Sofa Open Back - Armless	80.5 x 29.5 x 30	2848 x 2
2	9755	Corner Table	27.25 x 27.25 x 16.5	538 x 2

SAMPLE LAYOUT TOTAL IN STANDARD BLACK FRAME 6772
SAMPLE LAYOUT TOTAL IN OPTIONAL FRAME FINISHES 7630

Layout L



Qty	Model Number	Description	Dimensions	List Price
1	9752NA	Two Seat Sofa - Armless	54 x 29.5 x 30	2032
1	9751L	Lounge Chair - Left Arm	28.5 x 29.5 x 30	1355
1	9751R	Lounge Chair - Right Arm	28.5 x 29.5 x 30	1355
2	9755	Corner Table	27.25 x 27.25 x 16.5	538 x 2

SAMPLE LAYOUT TOTAL IN STANDARD BLACK FRAME 5818
SAMPLE LAYOUT TOTAL IN OPTIONAL FRAME FINISHES 6677

Layout M



Qty	Model Number	Description	Dimensions	List Price
1	9753NA-OB	Three Seat Sofa Open Back - Armless	80.5 x 29.5 x 30	2848
1	9752L-OB	Two Seat Sofa Open Back - Left Arm	55 x 29.5 x 30	2211
1	9752NA	Two Seat Sofa - Armless	54 x 29.5 x 30	2032
2	9755	Corner Table	27.25 x 27.25 x 16.5	538 x 2
1	9754	Storage Table	27.25 x 27.25 x 16.5	856
1	9758R	Right Tablet	14 x 14 x 17.25	414

SAMPLE LAYOUT TOTAL IN STANDARD BLACK FRAME 9437
SAMPLE LAYOUT TOTAL IN OPTIONAL FRAME FINISHES 10699

SAMPLE LAYOUTS


Layout N



Qty	Model Number	Description	Dimensions	List Price
1	9753NA-OB	Three Seat Sofa Open Back - Armless	80.5 x 29.5 x 30	2848
1	9751L	Lounge Chair - Left Arm	28.5 x 29.5 x 30	1477
1	9751R	Lounge Chair - Right Arm	28.5 x 29.5 x 30	1477
2	9755	Corner Table	27.25 x 27.25 x 16.5	538 x 2

SAMPLE LAYOUT TOTAL IN STANDARD BLACK FRAME 6634
SAMPLE LAYOUT TOTAL IN OPTIONAL FRAME FINISHES 7546

Layout O



Qty	Model Number	Description	Dimensions	List Price
1	9753NA-OB	Three Seat Sofa Open Back - Armless	80.5 x 29.5 x 30	2848
1	9752NA	Two Seat Sofa - Armless	54 x 29.5 x 30	2195
1	9751	Lounge Chair	29.5 x 29.5 x 30	1749
1	9754	Storage Table	27.25 x 27.25 x 16.5	856
2	9755	Corner Table	27.25 x 27.25 x 16.5	538 x 2
1	9757L	Left Tablet	14 x 14 x 17.25	414

SAMPLE LAYOUT TOTAL IN STANDARD BLACK FRAME 8812
SAMPLE LAYOUT TOTAL IN OPTIONAL FRAME FINISHES 9752

Layout P



Qty	Model Number	Description	Dimensions	List Price
1	9753NA-OB	Three Seat Sofa Open Back - Armless	80.5 x 29.5 x 30	2848
1	9752L-OB	Two Seat Sofa Open Back - Left Arm	55 x 29.5 x 30	2413
2	9754	Storage Table	27.25 x 27.25 x 16.5	856 x 2
1	9755	Corner Table	27.25 x 27.25 x 16.5	538
1	9757R	Right Tablet	14 x 14 x 17.25	414

SAMPLE LAYOUT TOTAL IN STANDARD BLACK FRAME 7544
SAMPLE LAYOUT TOTAL IN OPTIONAL FRAME FINISHES 8591



Lounge Chair

COM Yardage: 4
 Freight Class: 250
 Product Weight (lbs.): 61
 Cubic Feet Per Carton: 23

	1	2	3	4	5	6	7	8	9	10	11	12
9751	1586	1677	1749	1856	2008	2063	2196	2450	2572	2808	3129	3528

OVERALL DIMENSIONS			SEAT DIMENSIONS			BACK DIMENSIONS	
W	D	H	W	D	H	W	H
29.5	29.5	30	22	20.5	17.5	22	12.5

RTA 00



9751R



9751L

Lounge Chair - One Arm

COM Yardage: 3
 Freight Class: 250
 Product Weight (lbs.): 52
 Cubic Feet Per Carton: 23

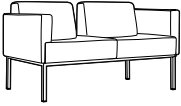
	1	2	3	4	5	6	7	8	9	10	11	12
9751R	1355	1424	1477	1558	1672	1713	1813	2003	2095	2272	2812	3112
9751L												


OVERALL DIMENSIONS			SEAT DIMENSIONS			BACK DIMENSIONS	
W	D	H	W	D	H	W	H
28.5	29.5	30	24.75	20.5	17.5	22	12.5


RTA 00

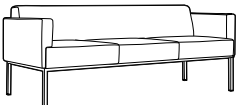
LOUNGE




DESCRIPTION	FEATURES	MODEL#	STANDARD FABRIC GRADES											
			1	2	3	4	5	6	7	8	9	10	11	12
 Two Seat Sofa - Open Back COM Yardage: 6 Freight Class: 300 Product Weight (lbs.): 98 Cubic Feet Per Carton: 50		9752-OB	2470	2605	2712	2873	3101	3183	3383	3764	3947	4301	4782	5382
	OVERALL DIMENSIONS			SEAT DIMENSIONS			BACK DIMENSIONS							
	W	D	H	W	D	H	W	H						
			56	29.5	30	48.5	20.5	17.5	22	12.5				
			RTA 00											



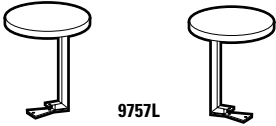




DESCRIPTION	FEATURES	MODEL#	STANDARD FABRIC GRADES											
			1	2	3	4	5	6	7	8	9	10	11	12
 Two Seat Sofa - Open Back - One Arm COM Yardage: 5 Freight Class: 300 Product Weight (lbs.): 90 Cubic Feet Per Carton: 50		9752R-OB 9752L-OB	2211	2323	2413	2547	2737	2805	2972	3290	3442	3737	4138	3737
	OVERALL DIMENSIONS			SEAT DIMENSIONS			BACK DIMENSIONS							
	W	D	H	W	D	H	W	H						
			55	29.5	30	51.25	20.5	17.5	22	12.5				
			RTA 00											





DESCRIPTION	FEATURES	MODEL#	STANDARD FABRIC GRADES											
			1	2	3	4	5	6	7	8	9	10	11	12
 Two Seat Sofa - Open Back - Armless COM Yardage: 4 Freight Class: 300 Product Weight (lbs.): 81 Cubic Feet Per Carton: 50		9752NA-OB	2004	2095	2167	2274	2426	2481	2614	2868	2990	3226	3547	3946
	OVERALL DIMENSIONS			SEAT DIMENSIONS			BACK DIMENSIONS							
	W	D	H	W	D	H	W	H						
			54	29.5	30	54	20.5	17.5	22	12.5				
			RTA 00											

DESCRIPTION	FEATURES	MODEL#	STANDARD FABRIC GRADES											
			1	2	3	4	5	6	7	8	9	10	11	12
 Three Seat Sofa COM Yardage: 8 Freight Class: 250 Product Weight (lbs.): 138 Cubic Feet Per Carton: 59		9753	3342	3521	3665	3880	4184	4293	4559	5068	5312	5784	6425	7224
	OVERALL DIMENSIONS			SEAT DIMENSIONS			BACK DIMENSIONS							
	W	D	H	W	D	H	W	H						
			82.5	29.5	30	75	20.5	17.5	75	12.5				
			RTA 00											

DESCRIPTION	FEATURES	MODEL#	STANDARD FABRIC GRADES											
			1	2	3	4	5	6	7	8	9	10	11	12
 Three Seat Sofa - One Arm COM Yardage: 7 Freight Class: 250 Product Weight (lbs.): 129 Cubic Feet Per Carton: 59		9753R 9753L	3123	3281	3407	3595	3861	3956	4189	4634	4848	5261	5822	6521
	OVERALL DIMENSIONS			SEAT DIMENSIONS			BACK DIMENSIONS							
	W	D	H	W	D	H	W	H						
			81.5	29.5	30	77.75	20.5	17.5	75	12.5				
			RTA 00											



DESCRIPTION	FEATURES	MODEL#	STANDARD FABRIC GRADES												
			1	2	3	4	5	6	7	8	9	10	11	12	
 Corner Table COM Yardage: N/A Freight Class: 250 Product Weight (lbs.): 34 Cubic Feet Per Carton: 11		9755	538	-	-	-	-	-	-	-	-	-	-	-	
		OVERALL DIMENSIONS			SEAT DIMENSIONS			BACK DIMENSIONS							
		W	D	H	W	D	H	W	H						
		27.25	27.25	12.5	-	-	-	-	-						
			RTA 00												
 Ganging Bracket COM Yardage: N/A Freight Class: 70 Product Weight (lbs.): .01 Cubic Feet Per Carton: .01	Only one set is needed per connection	9759	14	-	-	-	-	-	-	-	-	-	-	-	
		OVERALL DIMENSIONS			SEAT DIMENSIONS			BACK DIMENSIONS							
		W	D	H	W	D	H	W	H						
		10	0.08	1	-	-	-	-	-						
			RTA 00												
 Tablet COM Yardage: N/A Freight Class: 100 Product Weight (lbs.): 9 Cubic Feet Per Carton: 1	Mounts underneath of seating.	9757L 9758R	414	-	-	-	-	-	-	-	-	-	-	-	
		OVERALL DIMENSIONS			SEAT DIMENSIONS			BACK DIMENSIONS							
		W	D	H	W	D	H	W	H						
		14	14	17.25	-	-	-	-	-						
			RTA 1 												
 Power Module COM Yardage: N/A Freight Class: 70 Product Weight (lbs.): 0.01 Cubic Feet Per Carton: 0.01	Mounts underneath of seating or tables.	9760	259	-	-	-	-	-	-	-	-	-	-	-	
		9760-10	315	-	-	-	-	-	-	-	-	-	-	-	-
		OVERALL DIMENSIONS			SEAT DIMENSIONS			BACK DIMENSIONS							
		W	D	H	W	D	H	W	H						
-	2.5	2.75	-	-	-	-	-								
			RTA 00 												
 One Seat Bench COM Yardage: 1 Freight Class: 250 Product Weight (lbs.): 31 Cubic Feet Per Carton: 12		9761	841	864	882	909	947	960	994	1057	1088	1147	1227	1327	
		OVERALL DIMENSIONS			SEAT DIMENSIONS			BACK DIMENSIONS							
		W	D	H	W	D	H	W	H						
		27.5	23	17.5	-	-	-	-	-						
			RTA 00												

DESCRIPTION	FEATURES	MODEL#	STANDARD FABRIC GRADES											
			1	2	3	4	5	6	7	8	9	10	11	12
 <p>Two Seat Bench COM Yardage: 2 Freight Class: 300 Product Weight (lbs.): 49 Cubic Feet Per Carton: 25</p>		9762	1498	1543	1579	1633	1709	1736	1803	1930	1991	2109	2269	2469
			OVERALL DIMENSIONS			SEAT DIMENSIONS			BACK DIMENSIONS					
			W	D	H	W	D	H	W	H				
			54	28.5	17.5	-	-	-	-	-				
			RTA 00											
 <p>Three Seat Bench COM Yardage: 3 Freight Class: 250 Product Weight (lbs.): 70 Cubic Feet Per Carton: 30</p>		9763	2119	2188	2241	2322	2436	2477	2577	2768	2859	3036	3276	3576
			OVERALL DIMENSIONS			SEAT DIMENSIONS			BACK DIMENSIONS					
			W	D	H	W	D	H	W	H				
			80.5	28.5	17.5	-	-	-	-	-				
			RTA 00											
 <p>Coffee Storage Table (2 Seat Length) COM Yardage: N/A Freight Class: 150 Product Weight (lbs.): 102 Cubic Feet Per Carton: 25</p>		9765	1563	-	-	-	-	-	-	-	-	-	-	-
			OVERALL DIMENSIONS			SEAT DIMENSIONS			BACK DIMENSIONS					
			W	D	H	W	D	H	W	H				
			53.75	27.25	16.5	-	-	-	-	-				
			RTA 00											
 <p>Coffee Table (2 Seat Length) COM Yardage: N/A Freight Class: 250 Product Weight (lbs.): 56 Cubic Feet Per Carton: 25</p>		9766	1009	-	-	-	-	-	-	-	-	-	-	-
			OVERALL DIMENSIONS			SEAT DIMENSIONS			BACK DIMENSIONS					
			W	D	H	W	D	H	W	H				
			53.75	27.25	12.5	-	-	-	-	-				
			RTA 00											

BRADEN™



model 7871

model 7870R, 7870, 7870L

STANDARD FEATURES

- A flexible modular seating system that is exceptionally durable. Combine these seating components into a configuration that suits your space.
- Braden uses a unique ganging feature which locks units solidly together, but allows them to be separated and reconfigured when necessary. Locking "Pins" will always be on the left side of a ganging unit, while the pin receptacle will always be on the right side, seated.

OPTIONAL FEATURES

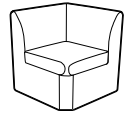
- For ganging hardware please use the following codes: Add "GB" for both sides. Add "GR" for

right side seated only. Add "GL" for Left side seated only. Add "GC" for corner units only, both sides.

- For highly resilient, high density Ultracell foam on seat, Please specify (UC) after the model number. Add \$47.00 for the seat and \$94.00 for the seat and back.
- Optional Non-slip glide for hard surface flooring. Please specify and add \$21.00.
- Braden can be upholstered in Fabric, Vinyl, Leather or Leather/Mock Leather. Not available in Leatherite.
- Model 7874 Table (top) is offered in all the standard laminates. Please Specify.

DESCRIPTION	FEATURES	MODEL#	STANDARD FABRIC GRADES											
-------------	----------	--------	------------------------	--	--	--	--	--	--	--	--	--	--	--

	1	2	3	4	5	6	7	8	9	10	11	12
7867	834	936	1018	1140	1313	1394	1551	1801	1993	2208	2649	3119



Corner Unit

COM Yardage: 4
Freight Class:
Product Weight (lbs.): 50
Cubic Feet Per Carton: 16.5

OVERALL DIMENSIONS			SEAT DIMENSIONS			BACK DIMENSIONS	
W	D	H	W	D	H	W	H

28 28 30 20 17 20.5 19.5 12.5

RTA 00

	1	2	3	4	5	6	7	8	9	10	11	12
7868	223	268	304	357	433	468	537	646	731	824	1017	1223

OVERALL DIMENSIONS			SEAT DIMENSIONS			BACK DIMENSIONS	
W	D	H	W	D	H	W	H

3.75 25 25

RTA 00



Single Seater

COM Yardage: 1.75
Freight Class:
Product Weight (lbs.): 26
Cubic Feet Per Carton: 2.9

	1	2	3	4	5	6	7	8	9	10	11	12
7870	517	590	648	735	857	902	1009	1215	1313	1504	1763	2086

7870LM

Leather/Mock Leather

OVERALL DIMENSIONS			SEAT DIMENSIONS			BACK DIMENSIONS	
W	D	H	W	D	H	W	H

24 27.5 30 24 19.5 16.5 24 13.5

RTA 00



Single Seater

COM Yardage: 2.75
Freight Class: 250
Product Weight (lbs.): 38
Cubic Feet Per Carton: 16.50

	1	2	3	4	5	6	7	8	9	10	11	12
7870L	590	689	768	887	1054	1114	1261	1541	1676	1936	2289	2729

7870LLM

Leather/Mock Leather

OVERALL DIMENSIONS			SEAT DIMENSIONS			BACK DIMENSIONS	
W	D	H	W	D	H	W	H


27 27.5 30 24 19.5 16.5 24 13.5

RTA 00




Single Seater - Left Arm


COM Yardage: 3.75
Freight Class: 250
Product Weight (lbs.): 45
Cubic Feet Per Carton: 16.50

DESCRIPTION	FEATURES	MODEL#	STANDARD FABRIC GRADES											
			1	2	3	4	5	6	7	8	9	10	11	12
		7870R	590	689	768	887	1054	1114	1261	1541	1676	1936	2289	2729
		7870RLM	-	-	-	-	983	-	-	1430	1567	1791	2128	2531
		Leather/Mock Leather												
		OVERALL DIMENSIONS			SEAT DIMENSIONS			BACK DIMENSIONS						
		W	D	H	W	D	H	W	H					
	27	27.5	30	24	19.5	16.5	24	13.5						
		RTA 00												


Single Seater - Right Arm
 COM Yardage: 3.75
 Freight Class: 250
 Product Weight (lbs.): 45
 Cubic Feet Per Carton: 16.50

DESCRIPTION	FEATURES	MODEL#	STANDARD FABRIC GRADES											
			1	2	3	4	5	6	7	8	9	10	11	12
		7871	729	843	935	1072	1265	1335	1505	1832	1988	2289	2700	3210
		7871LM	-	-	-	-	1266	-	-	1833	2009	2290	2717	3232
		Leather/Mock Leather												
		OVERALL DIMENSIONS			SEAT DIMENSIONS			BACK DIMENSIONS						
		W	D	H	W	D	H	W	H					
	30	27.5	30	24	19.5	16.5	24	13.5						
		RTA 00												

Single Seater - with Arms
 COM Yardage: 4.75
 Freight Class: 250
 Product Weight (lbs.): 52
 Cubic Feet Per Carton: 16.50

DESCRIPTION	FEATURES	MODEL#	STANDARD FABRIC GRADES											
			1	2	3	4	5	6	7	8	9	10	11	12
 <small>60° Inside</small>		7872	477	550	608	695	817	862	969	1175	1273	1464	1723	2046
		7872LM	-	-	-	-	736	-	-	1066	1167	1331	1577	1874
		Leather/Mock Leather												
		OVERALL DIMENSIONS			SEAT DIMENSIONS			BACK DIMENSIONS						
		W	D	H	W	D	H	W	H					
	24	27.5	30	20	19.5	16.5	15	13.5						
		RTA 00												

Corner Unit
 COM Yardage: 2.75
 Freight Class: 300
 Product Weight (lbs.): 31
 Cubic Feet Per Carton: 16.50

DESCRIPTION	FEATURES	MODEL#	STANDARD FABRIC GRADES											
			1	2	3	4	5	6	7	8	9	10	11	12
 <small>30° Inside</small>		7873	477	550	608	695	817	817	969	1175	1273	1464	1723	2046
		7873LM	-	-	-	-	736	-	-	1066	1167	1331	1577	1874
		Leather/Mock Leather												
		OVERALL DIMENSIONS			SEAT DIMENSIONS			BACK DIMENSIONS						
		W	D	H	W	D	H	W	H					
	24	27.5	30	16	19.5	16.5	21.5	13.5						
		RTA 00												

Corner Unit
 COM Yardage: 2.75
 Freight Class: 300
 Product Weight (lbs.): 31
 Cubic Feet Per Carton: 16.50


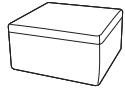
DESCRIPTION	FEATURES	MODEL#	STANDARD FABRIC GRADES											
			1	2	3	4	5	6	7	8	9	10	11	12
		7874	390	437	473	529	607	635	703	834	897	1018	1183	1389
		7874L	-	-	-	-	-	-	-	709	765	878	1028	1218
		Leather												
		OVERALL DIMENSIONS			SEAT DIMENSIONS			BACK DIMENSIONS						
		W	D	H	W	D	H	W	H					
	24	24	14.5	-	-	-	-	-						
		RTA 00												

Table - 24" Square w/Upholstered Sides
 COM Yardage: 1.75
 Freight Class: 125
 Product Weight (lbs.): 38
 Cubic Feet Per Carton: 6.25

DESCRIPTION	FEATURES	MODEL#	STANDARD FABRIC GRADES											
-------------	----------	--------	------------------------	--	--	--	--	--	--	--	--	--	--	--

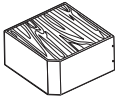


Foot Stool/Single Bench - 24" Square
 COM Yardage: 2.25
 Freight Class: 150
 Product Weight (lbs.): 44
 Cubic Feet Per Carton: 8.50

	1	2	3	4	5	6	7	8	9	10	11	12
7874FS	445	500	544	611	705	738	821	978	1052	1198	1396	1642

OVERALL DIMENSIONS			SEAT DIMENSIONS			BACK DIMENSIONS	
W	D	H	W	D	H	W	H
24	24	14.5	-	-	-	-	-

RTA 00



Corner Table - 17" Square w/Upholstered Sides
 COM Yardage: 1.75
 Freight Class: 125
 Product Weight (lbs.): 45
 Cubic Feet Per Carton: 7.50

	1	2	3	4	5	6	7	8	9	10	11	12
7880	533	578	614	667	743	778	847	956	1041	1134	1327	1533

OVERALL DIMENSIONS			SEAT DIMENSIONS			BACK DIMENSIONS	
W	D	H	W	D	H	W	H
27	27	14.5	-	-	-	-	-

RTA 00

BRIDGES II COLLABORATIVE SEATING



model BRTSE2424B



model BRTSE6060B



model BRTST2448F

STANDARD FEATURES

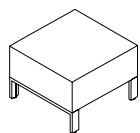
- For all Bridges II components, please see the Bridges II section of the Desking Price Book.
- Bridges collaborative seating collection consists of seating, privacy screens, tables, tablets and power.
- It is a versatile modular furniture series which can be configured into many space planning scenarios, including corner, in-line, open concept, traditional reception, as well as secluded seating with high privacy partitions.
- Furniture pieces can be used as stand alone items or can be mechanically linked together to form a variety of seating configurations.
- Seat and backrest can be integrated with Bridges tables.
- Corner tables and in-line 6" table modules double as power delivery centers.
- Dedicated seat backrests feature dual USB charging port.
- Some in line 6" table modules are furnished with grommets to support tablets.
- Legs are available in standard Bridges metal painted finishes and anodized aluminum finish.
- Bridges Collaborative Seating upholstery features a single stitch, thick white thread around the edges. The white, wide stitch along with crisp corners are part of its distinctive personality.
- In order to achieve crisp edges and to minimize "pillow" effect caused by taut fabric, the upholstery material has been applied deliberately loose, which may over time, produce puckering of the upholstery surface material This can be easily corrected by stretching the fabric by hand or during vacuuming.
- Freestanding 17"h table. Central partition divides space under top surface into two 11" deep compartments.

- In order to efficiently utilize fabric yield, all 60" seats and backs feature a seam in the middle. The double stitch seam is sewn with a thin thread, closely matching the upholstery material in color.
- Some complicated fabric patterns prevent pattern matching and will be upholstered without the seat at the discretion of the factory.
- Should you require no middle seam by cutting into the roll, please specify "NO SEAM" at time of your order.

OPTIONAL FEATURES

- Seating can be upholstered in any standard Global Upholstery fabric, vinyl, leather or combination leather/ mock leather upholstery. If a two tone fabric or a fabric / leather combination is required please fill in a fabric combination sketch showing which material goes where. Please contact Customercare.
- Optional Anodized Aluminum Leg on all models. Add \$52.00.
- Models BRTS2406BT and BRTS2406BPT include 9.5" x 14.5" swivel tablet. If top is specified in high pressure laminate, tablet will also be manufactured in high pressure laminate.

DESCRIPTION	FEATURES	MODEL#	STANDARD FABRIC GRADES											
-------------	----------	--------	------------------------	--	--	--	--	--	--	--	--	--	--	--

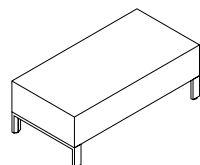


Lounge Seat - 24"
COM Yardage: 1.25
Freight Class: 150
Product Weight (lbs.):22.70
Cubic Feet Per Carton: 5.57

	1	2	3	4	5	6	7	8	9	10	11	12
BRTSE24NB	625	684	684	722	776	801	850	928	989	1056	1193	1340

OVERALL DIMENSIONS			SEAT DIMENSIONS			BACK DIMENSIONS		
W	D	H	W	D	H	W	H	
24	24	17	-	-	-	-	-	

RTA 00



Lounge Seat - 48"
COM Yardage: 2
Freight Class: 250
Product Weight (lbs.): 36.90
Cubic Feet Per Carton: 11.33

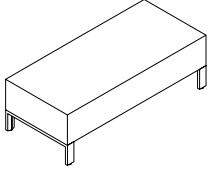
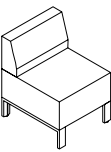

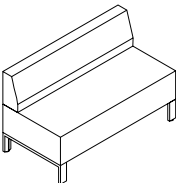
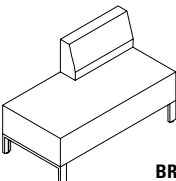
	1	2	3	4	5	6	7	8	9	10	11	12
BRTSE48NB	1140	1233	1233	1294	1380	1421	1500	1625	1721	1828	2049	2284

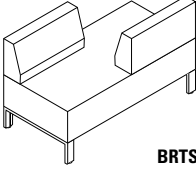
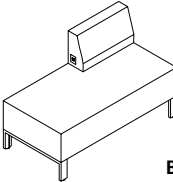
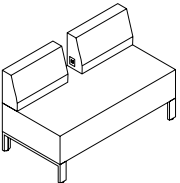
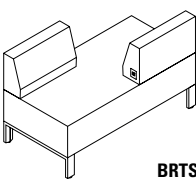
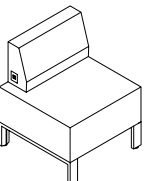
OVERALL DIMENSIONS			SEAT DIMENSIONS			BACK DIMENSIONS		
W	D	H	W	D	H	W	H	
24	48	17	-	-	-	-	-	

RTA 00

LOUNGE

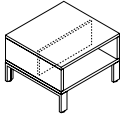
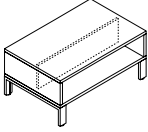
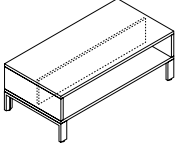
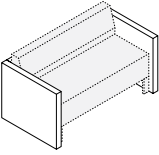
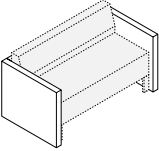
BRIDGES II COLLABORATIVE SEATING **B**

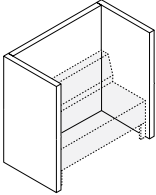
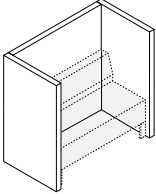
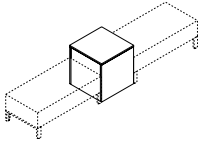
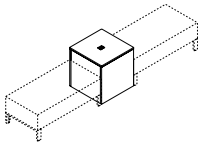
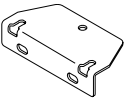
DESCRIPTION	FEATURES	MODEL#	STANDARD FABRIC GRADES											
			1	2	3	4	5	6	7	8	9	10	11	12
 <p>Lounge Seat - 60" COM Yardage: 2 Freight Class: 250 Product Weight (lbs.): 47 Cubic Feet Per Carton: 14.17</p>		BRTSE48NB	1140	1233	1233	1294	1380	1421	1500	1625	1721	1828	2049	2284
	OVERALL DIMENSIONS			SEAT DIMENSIONS			BACK DIMENSIONS							
	W	D	H	W	D	H	W	H						
	24	60	17	-	-	-	-	-						
		RTA 00												
 <p>Lounge Seat, Full Backrest - 24" COM Yardage: 2.25 Freight Class: 250 Product Weight (lbs.): 33 Cubic Feet Per Carton: 9.57</p>		BRTSE2424B	985	1089	1089	1158	1255	1301	1389	1530	1638	1759	2007	2272
	OVERALL DIMENSIONS			SEAT DIMENSIONS			BACK DIMENSIONS							
	W	D	H	W	D	H	W	H						
	24	24	29	-	-	-	-	-						
		RTA 00												
 <p>Lounge Seat, Full Backrest - 48" COM Yardage: 3.50 Freight Class: 250 Product Weight (lbs.): 55.50 Cubic Feet Per Carton: 19.33</p>		BRTSE4848B	1819	1981	1981	2087	2239	2310	2447	2666	2835	3022	3408	3819
	OVERALL DIMENSIONS			SEAT DIMENSIONS			BACK DIMENSIONS							
	W	D	H	W	D	H	W	H						
	24	48	29	-	-	-	-	-						
		RTA 00												
 <p>Lounge Seat, Full Backrest - 60" COM Yardage: 4.50 Freight Class: 250 Product Weight (lbs.): 70 Cubic Feet Per Carton: 24.17</p>		BRTSE6060B	2109	2317	2317	2454	2648	2740	2917	3198	3414	3655	4152	4681
	OVERALL DIMENSIONS			SEAT DIMENSIONS			BACK DIMENSIONS							
	W	D	H	W	D	H	W	H						
	24	60	29	-	-	-	-	-						
		RTA 00												
 <p>BRTSE2448BR</p> <p>Lounge Seat, 24" Offset Backrest COM Yardage: ?? Freight Class: 250 Product Weight (lbs.): 46.10 Cubic Feet Per Carton: 19.33</p>		BRTSE2448BR	1500	1639	1639	1730	1860	1921	2039	2226	2371	2531	2862	3215
	OVERALL DIMENSIONS			SEAT DIMENSIONS			BACK DIMENSIONS							
	W	D	H	W	D	H	W	H						
	24	48	29	-	-	-	-	-						
		RTA 00												
		BRTSE2448BL	1500	1639	1639	1730	1860	1921	2039	2226	2371	2531	2862	3215

DESCRIPTION	FEATURES	MODEL#	STANDARD FABRIC GRADES																														
			1	2	3	4	5	6	7	8	9	10	11	12																			
 <p>BRTSE2448BODR</p> <p>Lounge Seat, Two 24" Offset Backrests COM Yardage: 4 Freight Class: 250 Product Weight (lbs.): 46.5 Cubic Feet Per Carton: 19.33</p>																																	
	BRTSE2448BODR	1860	2044	2044	2166	2339	2421	2578	2828	3020	3235	3676	4146																				
	BRTSE2448BODL	1860	1963	2044	2166	2339	2421	2578	2828	3020	3235	3676	4146																				
	<table border="1"> <thead> <tr> <th colspan="3">OVERALL DIMENSIONS</th> <th colspan="3">SEAT DIMENSIONS</th> <th colspan="3">BACK DIMENSIONS</th> </tr> <tr> <th>W</th> <th>D</th> <th>H</th> <th>W</th> <th>D</th> <th>H</th> <th>W</th> <th>H</th> </tr> </thead> <tbody> <tr> <td>24</td> <td>48</td> <td>29</td> <td>-</td> <td>-</td> <td>-</td> <td>-</td> <td>-</td> </tr> </tbody> </table> <p>RTA 00</p>	OVERALL DIMENSIONS			SEAT DIMENSIONS			BACK DIMENSIONS			W	D	H	W	D	H	W	H	24	48	29	-	-	-	-	-							
OVERALL DIMENSIONS			SEAT DIMENSIONS			BACK DIMENSIONS																											
W	D	H	W	D	H	W	H																										
24	48	29	-	-	-	-	-																										
 <p>BRTSE2148EBR</p> <p>Lounge Seat, 21" USB Backrest COM Yardage: 3 Freight Class: 250 Product Weight (lbs.): 33 Cubic Feet Per Carton: 9.67</p>																																	
	BRTSE2148EBR	1738	1816	1877	1968	2098	2159	2277	2464	2609	2769	3100	3453																				
	BRTSE2148EBL	1738	1816	1877	1968	2098	2159	2277	2464	2609	2769	3100	3453																				
	<table border="1"> <thead> <tr> <th colspan="3">OVERALL DIMENSIONS</th> <th colspan="3">SEAT DIMENSIONS</th> <th colspan="3">BACK DIMENSIONS</th> </tr> <tr> <th>W</th> <th>D</th> <th>H</th> <th>W</th> <th>D</th> <th>H</th> <th>W</th> <th>H</th> </tr> </thead> <tbody> <tr> <td>24</td> <td>48</td> <td>29</td> <td>-</td> <td>-</td> <td>-</td> <td>-</td> <td>-</td> </tr> </tbody> </table> <p>RTA 00</p>	OVERALL DIMENSIONS			SEAT DIMENSIONS			BACK DIMENSIONS			W	D	H	W	D	H	W	H	24	48	29	-	-	-	-	-							
OVERALL DIMENSIONS			SEAT DIMENSIONS			BACK DIMENSIONS																											
W	D	H	W	D	H	W	H																										
24	48	29	-	-	-	-	-																										
 <p>BRTSE2148E2B</p> <p>Lounge Seat, Two 21" USB Backrests COM Yardage: 4 Freight Class: 250 Product Weight (lbs.): 57 Cubic Feet Per Carton: 19.33</p>																																	
	BRTSE2148E2B	2336	2439	2520	2642	2815	2897	3054	3304	3496	3710	4151	4622																				
	BRTSE2148E2B	2336	2439	2520	2642	2815	2897	3054	3304	3496	3710	4151	4622																				
	<table border="1"> <thead> <tr> <th colspan="3">OVERALL DIMENSIONS</th> <th colspan="3">SEAT DIMENSIONS</th> <th colspan="3">BACK DIMENSIONS</th> </tr> <tr> <th>W</th> <th>D</th> <th>H</th> <th>W</th> <th>D</th> <th>H</th> <th>W</th> <th>H</th> </tr> </thead> <tbody> <tr> <td>24</td> <td>48</td> <td>29</td> <td>-</td> <td>-</td> <td>-</td> <td>-</td> <td>-</td> </tr> </tbody> </table> <p>RTA 00</p>	OVERALL DIMENSIONS			SEAT DIMENSIONS			BACK DIMENSIONS			W	D	H	W	D	H	W	H	24	48	29	-	-	-	-	-							
OVERALL DIMENSIONS			SEAT DIMENSIONS			BACK DIMENSIONS																											
W	D	H	W	D	H	W	H																										
24	48	29	-	-	-	-	-																										
 <p>BRTSE2148EBODR</p> <p>Lounge Seat, Two Offset USB Backrests COM Yardage: 4 Freight Class: 250 Product Weight (lbs.): 57 Cubic Feet Per Carton: 19.33</p>																																	
	BRTSE2148EBODR	2336	2439	2520	2642	2815	2897	3054	3304	3496	3710	4151	4151																				
	BRTSE2148EBODL	2336	2439	2520	2642	2815	2897	3054	3304	3496	3710	4151	4622																				
	<table border="1"> <thead> <tr> <th colspan="3">OVERALL DIMENSIONS</th> <th colspan="3">SEAT DIMENSIONS</th> <th colspan="3">BACK DIMENSIONS</th> </tr> <tr> <th>W</th> <th>D</th> <th>H</th> <th>H</th> <th>W</th> <th>D</th> <th>H</th> <th>WH</th> </tr> </thead> <tbody> <tr> <td>24</td> <td>48</td> <td>29</td> <td>-</td> <td>-</td> <td>-</td> <td>-</td> <td>-</td> </tr> </tbody> </table> <p>RTA 00</p>	OVERALL DIMENSIONS			SEAT DIMENSIONS			BACK DIMENSIONS			W	D	H	H	W	D	H	WH	24	48	29	-	-	-	-	-							
OVERALL DIMENSIONS			SEAT DIMENSIONS			BACK DIMENSIONS																											
W	D	H	H	W	D	H	WH																										
24	48	29	-	-	-	-	-																										
 <p>BRTSE2124EBR</p> <p>Lounge Seat, 21" USB Backrest COM Yardage: 2.25 Freight Class: 250 Product Weight (lbs.): 46.10 Cubic Feet Per Carton: 19.33</p>																																	
	BRTSE2124EBR	1223	1282	1328	1396	1493	1539	1628	1768	1876	1997	2245	2510																				
	BRTSE2124EBL	1223	1282	1328	1396	1493	1539	1628	1768	1876	1997	2245	2510																				
	<table border="1"> <thead> <tr> <th colspan="3">OVERALL DIMENSIONS</th> <th colspan="3">SEAT DIMENSIONS</th> <th colspan="3">BACK DIMENSIONS</th> </tr> <tr> <th>W</th> <th>D</th> <th>H</th> <th>W</th> <th>D</th> <th>H</th> <th>W</th> <th>H</th> </tr> </thead> <tbody> <tr> <td>24</td> <td>24</td> <td>29</td> <td>-</td> <td>-</td> <td>-</td> <td>-</td> <td>-</td> </tr> </tbody> </table> <p>RTA 00</p>	OVERALL DIMENSIONS			SEAT DIMENSIONS			BACK DIMENSIONS			W	D	H	W	D	H	W	H	24	24	29	-	-	-	-	-							
OVERALL DIMENSIONS			SEAT DIMENSIONS			BACK DIMENSIONS																											
W	D	H	W	D	H	W	H																										
24	24	29	-	-	-	-	-																										

LOUNGE

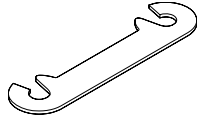
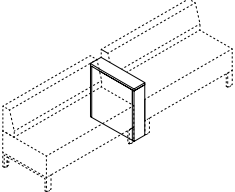
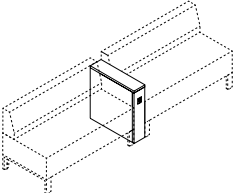
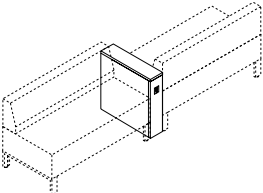
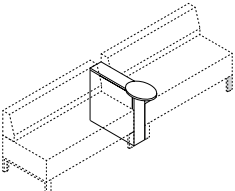
BRIDGES II COLLABORATIVE SEATING B

DESCRIPTION	FEATURES	MODEL#	STANDARD FABRIC GRADES												
			1	2	3	4	5	6	7	8	9	10	11	12	
 <p>Low Table - 24" COM Yardage: N/A Freight Class: 125 Product Weight (lbs.): 40.70 Cubic Feet Per Carton: 5.67</p>		BRTST2424F	441	-	-	-	-	-	-	-	-	-	-	-	-
	OVERALL DIMENSIONS			SEAT DIMENSIONS			BACK DIMENSIONS								
	W	D	H	W	D	H	W	H							
	24	24	17	-	-	-	-	-							
			RTA 00												
 <p>Low Table - 48" COM Yardage: N/A Freight Class: 125 Product Weight (lbs.): 69 Cubic Feet Per Carton: 11.33</p>		BRTST2448F	625	-	-	-	-	-	-	-	-	-	-	-	-
	OVERALL DIMENSIONS			SEAT DIMENSIONS			BACK DIMENSIONS								
	W	D	H	W	D	H	W	H							
	24	48	17	-	-	-	-	-							
			RTA 00												
 <p>Low Table - 60" COM Yardage: N/A Freight Class: 150 Product Weight (lbs.): 83.60 Cubic Feet Per Carton: 14.17</p>		BRTST2460F	699	-	-	-	-	-	-	-	-	-	-	-	-
	OVERALL DIMENSIONS			SEAT DIMENSIONS			BACK DIMENSIONS								
	W	D	H	W	D	H	W	H							
	24	60	17	-	-	-	-	-							
			RTA 00												
 <p>Seat Partitions - 24" COM Yardage: 2.50 Freight Class: 250 Product Weight (lbs.): 32 Cubic Feet Per Carton: 12.04</p>		BRTPP2424L1	1155	-	-	-	-	-	-	-	-	-	-	-	-
	OVERALL DIMENSIONS			SEAT DIMENSIONS			BACK DIMENSIONS								
	W	D	H	W	D	H	W	H							
	53	28.7	25	-	-	-	-	-							
			RTA 00												
 <p>Seat Partitions - 48" COM Yardage: 3.25 Freight Class: 300 Product Weight (lbs.): 41 Cubic Feet Per Carton: 22.01</p>		BRTPP2448L1	1545	-	-	-	-	-	-	-	-	-	-	-	-
	OVERALL DIMENSIONS			SEAT DIMENSIONS			BACK DIMENSIONS								
	W	D	H	W	D	H	W	H							
	53	28.7	25	-	-	-	-	-							
			RTA 00												

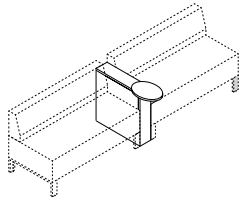
DESCRIPTION	FEATURES	MODEL#	STANDARD FABRIC GRADES												
			1	2	3	4	5	6	7	8	9	10	11	12	
 <p>Seat Privacy Partitions - 24" COM Yardage: 5 Freight Class: 300 Product Weight (lbs.): 32 Cubic Feet Per Carton: 24.08</p>	<p>Fully 3 - Part Kit</p> <p>Seating not included. Panel textiles only.</p>	BRTPP2424L2	1750	-	-	-	-	-	-	-	-	-	-	-	
		OVERALL DIMENSIONS			SEAT DIMENSIONS			BACK DIMENSIONS							
		W	D	H	W	D	H	W	H						
		53	28.7	50	-	-	-	-	-						
			RTA 00												
 <p>Seat Privacy Partitions - 48" COM Yardage: 6.50 Freight Class: 400 Product Weight (lbs.): 41 Cubic Feet Per Carton: 44.01</p>	<p>Fully 3 - Part Kit</p> <p>Seating not included.</p>	BRTPP2448L2	2240	-	-	-	-	-	-	-	-	-	-	-	
		OVERALL DIMENSIONS			SEAT DIMENSIONS			BACK DIMENSIONS							
		W	D	H	W	D	H	W	H						
		53	28.7	50	-	-	-	-	-						
			RTA 00												
 <p>Square Table Block - No Power COM Yardage: N/A Freight Class: 250 Product Weight (lbs.): 32 Cubic Feet Per Carton: 12.04</p>	<p>Freestanding Table.</p> <p>Seating not included.</p> <p>Includes 2 brackets and screws</p>	BRTS2424B	490	-	-	-	-	-	-	-	-	-	-	-	
		OVERALL DIMENSIONS			SEAT DIMENSIONS			BACK DIMENSIONS							
		W	D	H	W	D	H	W	H						
		24	24	25	-	-	-	-	-						
			RTA 00												
 <p>Square Table Block w/ Center Power COM Yardage: N/A Freight Class: 125 Product Weight (lbs.): 59.30 Cubic Feet Per Carton: 8.33</p>	<p>Freestanding Table.</p> <p>Seating not included.</p> <p>Includes 2 brackets and screws</p>	BRTS2424BP	490	-	-	-	-	-	-	-	-	-	-		
		OVERALL DIMENSIONS			SEAT DIMENSIONS			BACK DIMENSIONS							
		W	D	H	W	D	H	W	H						
		24	24	25	-	-	-	-	-						
			RTA 00												
 <p>Square Table Block Ganging Bracket Kit COM Yardage: N/A Freight Class: 70 Product Weight (lbs.): 0.05 Cubic Feet Per Carton: 0.01</p>	<p>Includes 2 brackets and screws.</p> <p>Black Only.</p>	BRTSTBG	35	-	-	-	-	-	-	-	-	-	-		
		OVERALL DIMENSIONS			SEAT DIMENSIONS			BACK DIMENSIONS							
		W	D	H	W	D	H	W	H						
		2.5	5	1.1	-	-	-	-	-						
			RTA 00												

LOUNGE

BRIDGES II COLLABORATIVE SEATING B

DESCRIPTION	FEATURES	MODEL#	STANDARD FABRIC GRADES													
			1	2	3	4	5	6	7	8	9	10	11	12		
 <p>Ganging Bracket Kit COM Yardage: N/A Freight Class: 70 Product Weight (lbs.): 0.03 Cubic Feet Per Carton: 0.01</p>		BRTSTSB	14	-	-	-	-	-	-	-	-	-	-	-	-	
			OVERALL DIMENSIONS			SEAT DIMENSIONS			BACK DIMENSIONS							
			W	D	H	W	D	H	W	H						
			1.3	6	0.1	-	-	-	-	-	-	-	-	-	-	
			RTA 00													
 <p>Inline 6" Table Block COM Yardage: N/A Freight Class: 92.50 Product Weight (lbs.): 21 Cubic Feet Per Carton: 2.08</p>	<p>Must use with seating. Seating not included. Includes 2 brackets and screws</p>	BRTS2406B	420	-	-	-	-	-	-	-	-	-	-	-	-	
			OVERALL DIMENSIONS			SEAT DIMENSIONS			BACK DIMENSIONS							
			W	D	H	W	D	H	W	H						
			24	6	25	-	-	-	-	-	-	-	-	-	-	
			RTA 00													
 <p>Inline 6" Table Block w/ Front Power COM Yardage: N/A Freight Class: 92.50 Product Weight (lbs.): 23.30 Cubic Feet Per Carton: 2.08</p>	<p>Must use with seating. Seating not included. Includes 2 brackets and screws</p>	BRTS2406BP	910	-	-	-	-	-	-	-	-	-	-	-	-	
			OVERALL DIMENSIONS			SEAT DIMENSIONS			BACK DIMENSIONS							
			W	D	H	W	D	H	W	H						
			24	6	25	-	-	-	-	-	-	-	-	-	-	
			RTA 00													
 <p>Inline 6" Table Block w/ Front & Rear Power COM Yardage: N/A Freight Class: 92.50 Product Weight (lbs.): 24.30 Cubic Feet Per Carton: 2.08</p>	<p>Must use with seating. Seating not included. Includes 2 brackets and screws</p>	BRTS2406B2P	1400	-	-	-	-	-	-	-	-	-	-	-	-	
			OVERALL DIMENSIONS			SEAT DIMENSIONS			BACK DIMENSIONS							
			W	D	H	W	D	H	W	H						
			24	6	25	-	-	-	-	-	-	-	-	-	-	
			RTA 00													
 <p>Inline 6" Table Block w/ Tablet Arm COM Yardage: N/A Freight Class: 85 Product Weight (lbs.): 25.60 Cubic Feet Per Carton: 2.08</p>	<p>Must use with seating. Seating not included. Includes 2 brackets and screws</p>	BRTS2406BT	805	-	-	-	-	-	-	-	-	-	-	-	-	
			OVERALL DIMENSIONS			SEAT DIMENSIONS			BACK DIMENSIONS							
			W	D	H	W	D	H	W	H						
			24	6	25	-	-	-	-	-	-	-	-	-	-	
			RTA 00													

DESCRIPTION	FEATURES	MODEL#	STANDARD FABRIC GRADES											
-------------	----------	--------	------------------------	--	--	--	--	--	--	--	--	--	--	--



Inline 6" Table Block w/ Front Power & Tablet Arm
 COM Yardage: N/A
 Freight Class: 92.50
 Product Weight (lbs.): 24.30
 Cubic Feet Per Carton: 2.08

Must use with seating.
 Seating not included.
 Includes 2 brackets and screws

	1	2	3	4	5	6	7	8	9	10	11	12
BRTS2406BPT	1295	-	-	-	-	-	-	-	-	-	-	-

OVERALL DIMENSIONS			SEAT DIMENSIONS			BACK DIMENSIONS	
W	D	H	W	D	H	W	H
24	6	25	-	-	-	-	-

RTA 00

CAMINO



models shown: 5471-CP Lounge Chair, 5475-W End Table, 5472-CP Two Seat Sofa.



model 5471-CP



model 5476-W



model 5485-W

STANDARD FEATURES

- A transitional soft seating series composed of one, two and three seat units. The series also offers tables with coordinating details and finishes.
- Frame is a heavy duty, interlocking plywood, puzzle box construction suitable for public environments.
- The soft seating leg system utilizes a continuous visible frame between the front and rear leg. Each leg frame is bolted directly to the sofa frame with large bolts to provide a very durable leg construction.
- Legs are equipped with translucent non marking glides as standard. Suitable for both carpet and hard surface flooring.
- Seating features as standard, decorative double stitch detail, which make seams lay flat and add extra seam strength.
- Cushions are highly resilient foam and seats are equipped with a synthetic rubberized sheet webbing suspension system for extra comfort. Cushions are fixed and non-removable.
- Tables are made with a choice of tops: Genuine Wood tops (W) with a reverse beveled edge, Thermally Fused Laminate tops (LP) with matching PVC edging or High Pressure Laminate top (HP) with matching PVC edging. Custom high pressure laminate finishes will be considered upon requested.
- Regardless of top chosen all tables have wood aprons and a unique tapered leg design.
- Some table assembly required, see RTA code with each item below.
- Measurement shown for weight is for one unit, measurement for volume is per carton.

OPTIONAL FEATURES

- Optional cushions and arms can have tailored piping details.
- For piping made in fabric matching the rest of the upholstery fabric please use **MP** models (matching piping after the model number). This is no upcharge.
- For contrast piping made in a fabric that does not match the rest of the upholstery fabric, you can specify any grade 1 or 2 upholstery material for this purpose, please see model numbers ending in **CP** which reflect the appropriate upcharge.
- For contrast piping in a fabric higher than grade 2, you must ask for a special quotation. Per unit price will vary depending on the number of units being ordered.
- Seating can be upholstered in any standard Global Upholstery fabric, vinyl, leather or combination leather/ mock leather upholstery. If a two tone fabric or a fabric / leather combination is required please fill in a fabric combination sketch showing which material goes where. Please contact Customercare.
- Seating unit and Tables come with a choice of wood legs or a polished cast aluminum. The table leg finishes coordinate with the legs on the soft seating units.
- Seating and tables with polished aluminum legs are shown as separate skus.
- Tops finishes coordinate with the laminate finishes for Global Desking and wood seating finishes. Specify laminate finishes from the Adaptabilities or Zira sections of the price list.
- Wood legs for seating are available in select Global wood seating finishes - see seating finishes. Only finishes ending in "M" are available for this series.

DESCRIPTION FEATURES MODEL# STANDARD FABRIC GRADES



Lounge Chair w/ Wood Legs
COM Yardage: 4
Freight Class: 250
Product Weight (lbs.): 60
Cubic Feet Per Carton: 19.25

No Piping.

MODEL#	STANDARD FABRIC GRADES											
	1	2	3	4	5	6	7	8	9	10	11	12
5471	1689	1791	1873	1995	2168	2249	2406	2656	2848	3063	3504	3974
5471LM	-	-	-	-	2130	2212	2369	2619	2811	3026	3466	3937
OVERALL DIMENSIONS			SEAT DIMENSIONS			BACK DIMENSIONS						
W	D	H	W	D	H	W	H					
29.5	29	30.5	21	19.5	18	20	11.5					
RTA 00												




Lounge Chair w/ Wood Legs & Piping
COM Yardage: 4
Freight Class: 250
Product Weight (lbs.): 60
Cubic Feet Per Carton: 19.25

CP = Contrast Piping
MP = Matching Piping

MODEL#	STANDARD FABRIC GRADES											
	1	2	3	4	5	6	7	8	9	10	11	12
5471-CP	1817	1919	2001	2123	2296	2377	2534	2784	2976	3191	3632	4102
5471LM-CP	-	-	-	-	2164	2246	2403	2653	2845	3060	3501	3971
5471-MP	1689	1791	1873	1995	2168	2249	2406	2656	2848	3063	3504	3974
5471LM-MP	-	-	-	-	2130	2212	2369	2619	2811	3026	3466	3937
OVERALL DIMENSIONS			SEAT DIMENSIONS			BACK DIMENSIONS						
W	D	H	W	D	H	W	H					
29.5	29	30.5	21	19.5	18	20	11.5					
RTA 00												


DESCRIPTION FEATURES MODEL# STANDARD FABRIC GRADES



Two Seat Sofa w/ Wood Legs
COM Yardage: 5.75
Freight Class: 250
Product Weight (lbs.): 84
Cubic Feet Per Carton: 36

No Piping.


	1	2	3	4	5	6	7	8	9	10	11	12
5472	2394	2541	2657	2833	3082	3198	3424	3783	4060	4368	5002	5678
5472LM	-	-	-	-	3028	3145	3371	3730	4007	4315	4949	5625
OVERALL DIMENSIONS			SEAT DIMENSIONS			BACK DIMENSIONS						
W	D	H	W	D	H	W	D	H	W	H		
51	29	30.5	42	19.5	18	41			11.5			
RTA 00												



Two Seat Sofa w/ Wood Legs
COM Yardage: 5.75
Freight Class: 250
Product Weight (lbs.): 84
Cubic Feet Per Carton: 36

CP = Contrast Piping
MP = Matching Piping


	1	2	3	4	5	6	7	8	9	10	11	12
5472-CP	2565	2712	2828	3004	3253	3369	3595	3954	4231	4539	5173	5849
5472LM-CP	-	-	-	-	3064	3181	3407	3766	4043	4351	4985	5678
5472-MP	2394	2541	2657	2833	3082	3198	3424	3783	4060	4368	5002	5678
5472LM-MP	-	-	-	-	3028	3145	3371	3730	4007	4315	4949	5625
OVERALL DIMENSIONS			SEAT DIMENSIONS			BACK DIMENSIONS						
W	D	H	W	D	H	W	D	H	W	H		
51	29	30.5	42	19.5	18	41			11.5			
RTA 00												



Three Seat Sofa w/ Wood Legs
COM Yardage: 7.50
Freight Class: 250
Product Weight (lbs.): 110
Cubic Feet Per Carton: 50.25

No Piping.

	1	2	3	4	5	6	7	8	9	10	11	12
5473	3099	3290	3442	3671	3996	4148	4442	4911	5272	5674	6501	7383
5473LM	-	-	-	-	3926	4079	4374	4842	5203	5605	6432	7314
OVERALL DIMENSIONS			SEAT DIMENSIONS			BACK DIMENSIONS						
W	D	H	W	D	H	W	D	H	W	H		
71	29	30.5	63	19.5	18	62			11.5			
RTA 00												



Three Seat Sofa w/ Wood Legs
COM Yardage: 7.50
Freight Class: 250
Product Weight (lbs.): 110
Cubic Feet Per Carton: 50.25

CP = Contrast Piping
MP = Matching Piping



	1	2	3	4	5	6	7	8	9	10	11	12
5473-CP	3312	3503	3656	3884	4209	4361	4656	5124	5485	5887	6714	7596
5473LM-CP	-	-	-	-	3964	4117	4411	4880	5241	5643	6470	7596
5473-MP	3099	3290	3442	3671	3996	4148	4442	4911	5272	5674	6501	7383
5473LM-MP	-	-	-	-	3926	4049	4374	4842	5203	5605	6432	7314
OVERALL DIMENSIONS			SEAT DIMENSIONS			BACK DIMENSIONS						
W	D	H	W	D	H	W	D	H	W	H		
71	29	30.5	63	19.5	18	62			11.5			
RTA 00												







Coffee Table - 22" x 48" Rectangular w/Wood Legs
COM Yardage: N/A
Freight Class: 92.5
Product Weight (lbs.): 40
Cubic Feet Per Carton: 4





	1	2	3	4	5	6	7	8	9	10	11	12
5474-LP	1304	-	-	-	-	-	-	-	-	-	-	-
5474-HP	1400	-	-	-	-	-	-	-	-	-	-	-
5474-W	1684	-	-	-	-	-	-	-	-	-	-	-
LP = Laminate Top HP = High Pressure Laminate Top W = Wood Top												
OVERALL DIMENSIONS			SEAT DIMENSIONS			BACK DIMENSIONS						
W	D	H	W	D	H	W	D	H	W	H		
22	48	17.5	-	-	-	-			-			
RTA 8												


DESCRIPTION	FEATURES	MODEL#	STANDARD FABRIC GRADES													
			1	2	3	4	5	6	7	8	9	10	11	12		
 <p>End Table - 21" x 21" Square w/Wood Legs COM Yardage: N/A Freight Class: 100 Product Weight (lbs.): 20 Cubic Feet Per Carton: 2.10</p>			5475-LP	971	-	-	-	-	-	-	-	-	-	-	-	
			5475-HP	1067	-	-	-	-	-	-	-	-	-	-	-	-
			5475-W	1176	-	-	-	-	-	-	-	-	-	-	-	-
			LP = Laminate Top HP = High Pressure Laminate Top W = Wood Top													
			OVERALL DIMENSIONS			SEAT DIMENSIONS			BACK DIMENSIONS							
			W	D	H	W	D	H	W	H						
			21	21	17.5	-	-	-	-	-						
													RTA 8			


DESCRIPTION	FEATURES	MODEL#	STANDARD FABRIC GRADES												
			1	2	3	4	5	6	7	8	9	10	11	12	
 <p>End Table - 24" Round w/Wood Legs COM Yardage: N/A Freight Class: 85 Product Weight (lbs.): 27 Cubic Feet Per Carton: 2.10</p>			5476-LP	1005	-	-	-	-	-	-	-	-	-	-	-
			5476-HP	1101	-	-	-	-	-	-	-	-	-	-	-
			5476-W	1278	-	-	-	-	-	-	-	-	-	-	-
			LP = Laminate Top HP = High Pressure Laminate Top W = Wood Top												
			OVERALL DIMENSIONS			SEAT DIMENSIONS			BACK DIMENSIONS						
			W	D	H	W	D	H	W	H					
			24	24	17.5	-	-	-	-	-					
													RTA 8		


DESCRIPTION	FEATURES	MODEL#	STANDARD FABRIC GRADES												
			1	2	3	4	5	6	7	8	9	10	11	12	
 <p>Coffee Table - 32" Round w/Wood Legs COM Yardage: N/A Freight Class: 125 Product Weight (lbs.): 35 Cubic Feet Per Carton: 4.40</p>			5477-LP	1518	-	-	-	-	-	-	-	-	-	-	-
			5477-HP	1614	-	-	-	-	-	-	-	-	-	-	-
			5477-W	1919	-	-	-	-	-	-	-	-	-	-	-
			LP = Laminate Top HP = High Pressure Laminate Top W = Wood Top												
			OVERALL DIMENSIONS			SEAT DIMENSIONS			BACK DIMENSIONS						
			W	D	H	W	D	H	W	H					
			32	32	17.5	-	-	-	-	-					
													RTA 8		


DESCRIPTION	FEATURES	MODEL#	STANDARD FABRIC GRADES														
			1	2	3	4	5	6	7	8	9	10	11	12			
 <p>Lounge Chair w/Aluminum Legs COM Yardage: 4 Freight Class: 250 Product Weight (lbs.): 62 Cubic Feet Per Carton: 19.25</p>	No Piping.		5481	1689	1791	1873	1995	2168	2249	2406	2656	2848	3063	3504	3974		
			5481LM	-	-	-	-	2036	2118	2275	2718	2932	3373	3843	2932		
						OVERALL DIMENSIONS			SEAT DIMENSIONS			BACK DIMENSIONS					
						W	D	H	W	D	H	W	H				
			29.5	29	30.5	21	19.5	18	20	11.5							
													RTA 00				


DESCRIPTION	FEATURES	MODEL#	STANDARD FABRIC GRADES												
			1	2	3	4	5	6	7	8	9	10	11	12	
 <p>Lounge Chair w/Aluminum Legs COM Yardage: 4 Freight Class: 250 Product Weight (lbs.): 62 Cubic Feet Per Carton: 19.25</p>	CP = Contrast Piping. MP = Matching Piping.		5481-CP	1817	1919	2001	2123	2296	2377	2534	2784	2976	3191	3632	4102
			5481LM-CP	-	-	-	-	2164	2246	2403	2653	2845	3060	3501	3971
			5481-MP	1689	1791	1873	1995	2168	2249	2406	2656	2848	3063	3504	3974
			5481LM-MP	-	-	-	-	2036	2246	2403	2525	2718	2932	3373	3843
			OVERALL DIMENSIONS			SEAT DIMENSIONS			BACK DIMENSIONS						
			W	D	H	W	D	H	W	H					
			29.5	29	30.5	21	19.5	18	20	11.5					
													RTA 00		

DESCRIPTION	FEATURES	MODEL#	STANDARD FABRIC GRADES											
			1	2	3	4	5	6	7	8	9	10	11	12
 <p>Two Seat Sofa w/ Aluminum Legs COM Yardage: 5.75 Freight Class: 250 Product Weight (lbs.): 86 Cubic Feet Per Carton: 36</p>	No Piping.	5482	2394	2541	2657	2833	3082	3198	3424	3783	4060	4368	5002	5678
		5482LM	-	-	-	-	2934	3051	3277	3636	3913	4221	4855	5531
		OVERALL DIMENSIONS			SEAT DIMENSIONS			BACK DIMENSIONS						
		W	D	H	W	D	H	W	H					
			51	29	30.5		42	19.5	18		41	11.5		
RTA 00														



DESCRIPTION	FEATURES	MODEL#	STANDARD FABRIC GRADES											
			1	2	3	4	5	6	7	8	9	10	11	12
 <p>Two Seat Sofa w/ Aluminum Legs COM Yardage: 5.75 Freight Class: 250 Product Weight (lbs.): 86 Cubic Feet Per Carton: 36</p>	CP = Contrast Piping. MP = Matching Piping.	5482-CP	2565	2712	2828	2712	2828	3004	3253	3369	3595	3954	4231	5849
		5482LM-CP	-	-	-	-	3064	3051	3277	3766	4043	4351	4985	5661
		5482-MP	2394	2541	2657	2833	3082	3198	3424	3783	4060	4368	5002	5678
		5482LM-MP	-	-	-	-	2934	3051	3277	3636	3913	4221	4855	5531
OVERALL DIMENSIONS			SEAT DIMENSIONS			BACK DIMENSIONS								
W	D	H	W	D	H	W	H							
			51	29	30.5		42	19.5	18		41	11.5		
RTA 00														



DESCRIPTION	FEATURES	MODEL#	STANDARD FABRIC GRADES											
			1	2	3	4	5	6	7	8	9	10	11	12
 <p>Three Seat Sofa w/ Aluminum Legs COM Yardage: 7.50 Freight Class: 250 Product Weight (lbs.): 112 Cubic Feet Per Carton: 50.25</p>	No Piping.	5483	3099	3290	3442	3290	3996	4148	4442	4911	5272	5674	6501	7383
		5483LM	-	-	-	-	3832	3985	4280	4748	5109	5511	6338	7220
		OVERALL DIMENSIONS			SEAT DIMENSIONS			BACK DIMENSIONS						
		W	D	H	W	D	H	W	H					
			71	29	30.5		63	19.5	18		62	11.5		
RTA 00														



DESCRIPTION	FEATURES	MODEL#	STANDARD FABRIC GRADES											
			1	2	3	4	5	6	7	8	9	10	11	12
 <p>Three Seat Sofa w/ Aluminum Legs COM Yardage: 7.50 Freight Class: 250 Product Weight (lbs.): 112 Cubic Feet Per Carton: 50.25</p>	CP = Contrast Piping. MP = Matching Piping.	5483-CP	3312	3503	3656	3884	4209	4361	4656	5124	5485	7596	6714	7596
		5483-MP	3099	3290	3442	3671	3996	4148	4442	4911	5272	5674	6501	7383
		5483LM-CP	-	-	-	-	3964	4117	4411	4880	5241	5643	6470	7352
		5483LM-MP	-	-	-	-	3832	3985	4280	4748	5109	5511	6338	7220
OVERALL DIMENSIONS			SEAT DIMENSIONS			BACK DIMENSIONS								
W	D	H	W	D	H	W	H							
			71	29	30.5		63	19.5	18		62	11.5		
RTA 00														

DESCRIPTION	FEATURES	MODEL#	STANDARD FABRIC GRADES												
			1	2	3	4	5	6	7	8	9	10	11	12	
 <p>Coffee Table - 22" x 48" Rectangular w/Aluminum Legs COM Yardage: N/A Freight Class: 92.5 Product Weight (lbs.): 46 Cubic Feet Per Carton: 4</p>		5484-LP	1377	-	-	-	-	-	-	-	-	-	-	-	
		5484-HP	1473	-	-	-	-	-	-	-	-	-	-	-	-
		5484-W	1757	-	-	-	-	-	-	-	-	-	-	-	-
		LP = Laminate Top HP = High Pressure Laminate Top W = Wood Top													
OVERALL DIMENSIONS			SEAT DIMENSIONS			BACK DIMENSIONS									
W	D	H	W	D	H	W	H								
			22	48	17.5		-	-	-		-	-			
RTA 8															



DESCRIPTION	FEATURES	MODEL#	STANDARD FABRIC GRADES												
			1	2	3	4	5	6	7	8	9	10	11	12	
 <p>End Table - 21" x 21" Square w/Aluminum Legs COM Yardage: N/A Freight Class: 85 Product Weight (lbs.): 26 Cubic Feet Per Carton: 2.10</p>		5485-LP	1043	-	-	-	-	-	-	-	-	-	-	-	
		5485-HP	1139	-	-	-	-	-	-	-	-	-	-	-	-
		5485-W	1248	-	-	-	-	-	-	-	-	-	-	-	-
		LP = Laminate Top HP = High Pressure Laminate Top W = Wood Top			OVERALL DIMENSIONS W D H			SEAT DIMENSIONS W D H			BACK DIMENSIONS W H				
			21	21	17.5	-	-	-	-	-	-	-	-	-	
			RTA 8												

DESCRIPTION	FEATURES	MODEL#	STANDARD FABRIC GRADES												
			1	2	3	4	5	6	7	8	9	10	11	12	
 <p>End Table - 24" Round w/Aluminum Legs COM Yardage: N/A Freight Class: 85 Product Weight (lbs.): 27 Cubic Feet Per Carton: 2.10</p>		5486-LP	1077	-	-	-	-	-	-	-	-	-	-	-	
		5486-HP	1173	-	-	-	-	-	-	-	-	-	-	-	-
		5486-W	1351	-	-	-	-	-	-	-	-	-	-	-	-
		LP = Laminate Top HP = High Pressure Laminate Top W = Wood Top			OVERALL DIMENSIONS W D H			SEAT DIMENSIONS W D H			BACK DIMENSIONS W H				
			24	24	17.5	-	-	-	-	-	-	-	-	-	
			RTA 8												

DESCRIPTION	FEATURES	MODEL#	STANDARD FABRIC GRADES												
			1	2	3	4	5	6	7	8	9	10	11	12	
 <p>Coffee Table - 32" Round w/Aluminum Legs COM Yardage: N/A Freight Class: 100 Product Weight (lbs.): 41 Cubic Feet Per Carton: 4.40</p>		5487-LP	1590	-	-	-	-	-	-	-	-	-	-	-	
		5487-HP	1686	-	-	-	-	-	-	-	-	-	-	-	-
		5487-W	1992	-	-	-	-	-	-	-	-	-	-	-	-
		LP = Laminate Top HP = High Pressure Laminate Top W = Wood Top			OVERALL DIMENSIONS W D H			SEAT DIMENSIONS W D H			BACK DIMENSIONS W H				
			32	32	17.5	-	-	-	-	-	-	-	-	-	
			RTA 8												

CITI™



model 7875LTM (BK)



model 7889



Citi Modular Group & Tables - Shown in Tungsten

STANDARD FEATURES

- Compact, contemporary design includes raised legs, ideal where space is at a premium.
- Fully upholstered. Fixed seat and back cushions. Raised metal tubular legs.
- Horizontal stitch detail on leather models only. Fabric models will not have decorative stitch detail.
- Citi seat and table legs are standard in a Tungsten (R1) colored finish.
- Citi tables complement the contemporary timeless decor of many offices
- Table tops are available in either tempered glass or laminate.

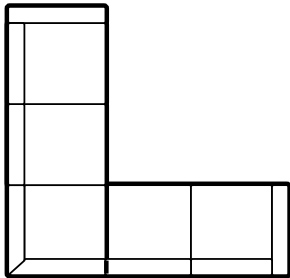


OPTIONAL FEATURES

- Legs are available in Black (R2) finish at no charge. A Chrome (R3) finish is available. Add \$72.00.
- Wood feet are available as an option (non-cylindrical) for Citi Seating only. Add \$207.00. Please inquire with Customer Service for available finishes.
- Citi tables and tablets are offered in the following laminate finishes: Absolute Acajou (ACJ), Asian Night (ASN), Avant Cherry (AWC), Avant Honey (AWH), Black (BLK), Brushed Cobalt (BRC), Constellation Java (CSJ), Dark Espresso (DES), Grey (GRY), Hayden Grey (Taupe) (HGT), Quartered Mahogany (QTM), Shaker Cherry (SKC), Storm Grey (SOG), Tiger Fruitwood (TFW), Tiger Mahogany (TMA), Tiger Maple (TMP), Tiger Walnut (TWL), White (WHT), White Chocolate (WHC), Willow Grey (WGY), and Winter Cherry (WCR). Please Specify.
- Tablets are also offered in Charcoal or White MDF. Please specify.
- Upon request Citi seating can be upholstered in Fabric or Vinyl. Please specify (F) after the first four digits of the model number when ordering, for example: 7895F, 7877FLTM, 7890FR. Contact your Global sales representative for further information. Please refer to Grade 5 list prices for lower grades.

SAMPLE LAYOUTS

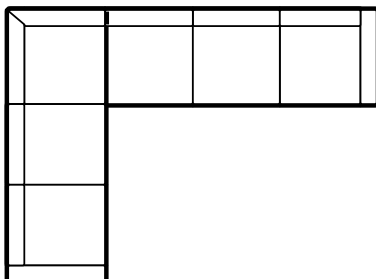
Layout A



Qty	Model Number	Description	Dimensions	List Price
1	7890LNB	Two Seat Sofa w/Left Arm	48 x 31 x 30.75	1372
1	7862	Corner Seat	37 x 37 x 31	1488
1	7890RNB	Two Seat Sofa w/Right Arm	48 x 31 x 30.75	1372
2	7892	Ganging Bracket	0.5 x 3.87 x 2	18

SAMPLE LAYOUT TOTAL IN STANDARD FEET FINISH 4268

Layout B



Qty	Model Number	Description	Dimensions	List Price
1	7890RNB	Two Seat Sofa w/Right Arm	48 x 31 x 30.75	1372
1	7862	Corner Seat	37 x 37 x 31	1488
1	7891LNB	Three Seat Sofa w/Left Arm	77 x 31 x 30.75	1832
2	7892	Ganging Bracket	0.5 x 3.87 x 2	18 x 2

SAMPLE LAYOUT TOTAL IN STANDARD FEET FINISH 4728



Ganging Bracket
COM Yardage: N/a
Freight Class: 70
Product Weight (lbs.): .25
Cubic Feet Per Carton: .01


Kit includes 2 brackets, 4 screws and a template.


	1	2	3	4	5	6	7	8	9	10	11	12
7892	18	-	-	-	-	-	-	-	-	-	-	-


OVERALL DIMENSIONS			SEAT DIMENSIONS			BACK DIMENSIONS	
W	D	H	W	D	H	W	H

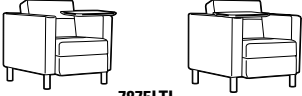
- - - - -

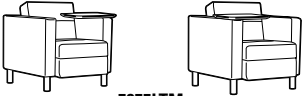



DESCRIPTION	FEATURES	MODEL#	STANDARD FABRIC GRADES											
			1	2	3	4	5	6	7	8	9	10	11	12
 Corner Seat COM Yardage: 6.25 Freight Class: 250 Product Weight (lbs.): 65 Cubic Feet Per Carton: 30.25		7862	-	-	-	-	1488	1601	1819	2210	2433	2795	3342	3995
		7862LF	-	-	-	-	1847	1960	2178	2569	2792	3154	3701	4353
			OVERALL DIMENSIONS			SEAT DIMENSIONS			BACK DIMENSIONS					
			W	D	H	W	D	H	W	H				
		37	37	30.75	26	26	17.5	26	13.5					
			RTA 00											

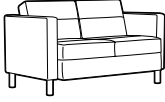
DESCRIPTION	FEATURES	MODEL#	STANDARD FABRIC GRADES											
			1	2	3	4	5	6	7	8	9	10	11	12
 Large Lounge Chair - for 6'+ Tall Users COM Yardage: 5.50 Freight Class: 250 Product Weight (lbs.): 70 Cubic Feet Per Carton: 24.25		7864	-	-	-	-	1320	1420	1611	1955	2152	2470	2951	3526
		7864LF	-	-	-	-	1492	1604	1820	2164	2429	2724	3330	3976
			OVERALL DIMENSIONS			SEAT DIMENSIONS			BACK DIMENSIONS					
			W	D	H	W	D	H	W	H				
		34	33	30	23	20	19	23	13.5					
			RTA 00											


DESCRIPTION	FEATURES	MODEL#	STANDARD FABRIC GRADES											
			1	2	3	4	5	6	7	8	9	10	11	12
 Lounge Chair COM Yardage: 4.50 Freight Class: 250 Product Weight (lbs.): 66 Cubic Feet Per Carton: 21		7875	-	-	-	-	974	1059	1220	1511	1676	1944	2349	2833
		7875LF	-	-	-	-	1238	1323	1488	1784	1952	2226	2640	3132
			OVERALL DIMENSIONS			SEAT DIMENSIONS			BACK DIMENSIONS					
			W	D	H	W	D	H	W	H				
		30	31	30	21	19.5	17.5	21	12.5					
			RTA 00											

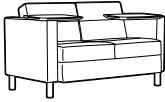
DESCRIPTION	FEATURES	MODEL#	STANDARD FABRIC GRADES											
			1	2	3	4	5	6	7	8	9	10	11	12
 Lounge Chair w/Laminate Tablet COM Yardage: 4.50 Freight Class: 250 Product Weight (lbs.): 74 Cubic Feet Per Carton: 22.50		7875LTL	-	-	-	-	1463	1549	1714	2010	2178	2452	2866	3358
		7875RTL	-	-	-	-	1616	1702	1865	2162	2332	2604	3017	3511
		7875LFTL	-	-	-	-	1616	1702	1865	2162	2332	2604	3017	3511
		7875LFRTL	-	-	-	-	1616	1702	1865	2162	2332	2604	3017	3511
			OVERALL DIMENSIONS			SEAT DIMENSIONS			BACK DIMENSIONS					
			W	D	H	W	D	H	W	H				
		31	33.5	30	21	19.5	17.5	21	12.5					
			RTA 00											


DESCRIPTION	FEATURES	MODEL#	STANDARD FABRIC GRADES											
			1	2	3	4	5	6	7	8	9	10	11	12
 Lounge Chair w/MDF Tablet COM Yardage: 4.50 Freight Class: 250 Product Weight (lbs.): 74 Cubic Feet Per Carton: 22.50		7875LTM	-	-	-	-	1666	1751	1917	2212	2381	2655	3068	3562
		7875RTM	-	-	-	-	1813	1899	2063	2359	2528	2801	3215	3707
		7875LFTM	-	-	-	-	1813	1899	2063	2359	2528	2801	3215	3707
		7875LFRTM	-	-	-	-	1813	1899	2063	2359	2528	2801	3215	3707
			OVERALL DIMENSIONS			SEAT DIMENSIONS			BACK DIMENSIONS					
			W	D	H	W	D	H	W	H				
		31	33.5	30	21	19.5	17.5	21	12.5					
			RTA 00											

DESCRIPTION	FEATURES	MODEL#	STANDARD FABRIC GRADES											
			1	2	3	4	5	6	7	8	9	10	11	12
 <p>Lounge Chair- Armless COM Yardage: 3 Freight Class: 250 Product Weight (lbs.): 40 Cubic Feet Per Carton: 15.50</p>		7895	-	-	-	-	975	1030	1134	1322	1429	1603	1865	2178
		7895LF Leather/Fabric	-	-	-	-	1238	1293	1397	1585	1692	1866	2128	2441
		OVERALL DIMENSIONS	W	D	H	SEAT DIMENSIONS			BACK DIMENSIONS					
			21	31	30.75	21	19.5	17.5	21	14				
		RTA 00												

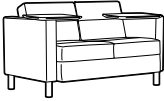
DESCRIPTION	FEATURES	MODEL#	STANDARD FABRIC GRADES											
			1	2	3	4	5	6	7	8	9	10	11	12
 <p>Two Seat Sofa COM Yardage: 6.25 Freight Class: 250 Product Weight (lbs.): 108 Cubic Feet Per Carton: 36</p>		7876	-	-	-	-	1316	1434	1657	2059	2290	2662	3226	3899
		7876LF Leather/Fabric	-	-	-	-	1833	1952	2181	2592	2826	3207	3779	4465
		OVERALL DIMENSIONS	W	D	H	SEAT DIMENSIONS			BACK DIMENSIONS					
			50.5	31	30	42.5	19.5	17.5	42.5	12.5				
		RTA 00												


DESCRIPTION	FEATURES	MODEL#	STANDARD FABRIC GRADES											
			1	2	3	4	5	6	7	8	9	10	11	12
 <p>Two Seat Sofa w/Laminate Tablet COM Yardage: 6.25 Freight Class: 250 Product Weight (lbs.): 115 Cubic Feet Per Carton: 41.25</p>		7876LTL	-	-	-	-	1875	1993	2223	2633	2868	3246	3821	4507
		7876RTL	-	-	-	-	2212	2332	2561	2970	3207	3585	4160	4844
		7876LFLTL Leather/Fabric	-	-	-	-	2212	2332	2561	2970	3207	3585	4160	4844
		7876LFRTL	-	-	-	-	2212	2332	2561	2970	3207	3585	4160	4844
		OVERALL DIMENSIONS	W	D	H	SEAT DIMENSIONS			BACK DIMENSIONS					
		51.5	33.5	30	42.5	19.5	17.5	42.5	12.5					
	RTA 00													

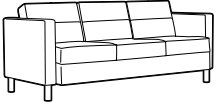
DESCRIPTION	FEATURES	MODEL#	STANDARD FABRIC GRADES											
			1	2	3	4	5	6	7	8	9	10	11	12
 <p>Two Seat Sofa w/Laminate Tablets COM Yardage: 6.25 Freight Class: 250 Product Weight (lbs.): 115 Cubic Feet Per Carton: 41.25</p>		7876LRTL	-	-	-	-	2235	2355	2584	2993	3230	3608	4183	4868
		7876FLRTL Leather/Fabric	-	-	-	-	2590	2709	2938	3349	3584	3962	4537	5221
		OVERALL DIMENSIONS	W	D	H	SEAT DIMENSIONS			BACK DIMENSIONS					
			51.5	33.5	30	42.5	19.5	17.5	42.5	12.5				
		RTA 00												


DESCRIPTION	FEATURES	MODEL#	STANDARD FABRIC GRADES											
			1	2	3	4	5	6	7	8	9	10	11	12
 <p>Two Seat Sofa w/MDF Tablet COM Yardage: 6.25 Freight Class: 250 Product Weight (lbs.): 115 Cubic Feet Per Carton: 41.25</p>		7876LTM	-	-	-	-	2075	2195	2424	2833	3068	3448	4023	4708
		7876RTM	-	-	-	-	2408	2527	2756	3167	3401	3780	4354	5039
		7876LFLTM Leather/Fabric	-	-	-	-	2408	2527	2756	3167	3401	3780	4354	5039
		7876LFRTM	-	-	-	-	2408	2527	2756	3167	3401	3780	4354	5039
		OVERALL DIMENSIONS	W	D	H	SEAT DIMENSIONS			BACK DIMENSIONS					
		51.5	33.5	30	42.5	19.5	17.5	42.5	12.5					
	RTA 00													


LOUNGE

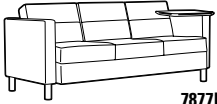
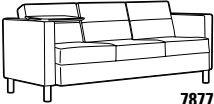
DESCRIPTION	FEATURES	MODEL#	STANDARD FABRIC GRADES											
			1	2	3	4	5	6	7	8	9	10	11	12
 <p>Two Seat Sofa w/MDF Tablets COM Yardage: 6.25 Freight Class: 250 Product Weight (lbs.): 125 Cubic Feet Per Carton: 41.25</p>		7876LRTM	-	-	-	-	2628	2748	2977	3386	3621	4001	4574	5260
		7876LFLRTM	-	-	-	-	2590	2709	2938	3349	3584	3962	4537	5221
		OVERALL DIMENSIONS			SEAT DIMENSIONS			BACK DIMENSIONS						
		W	D	H	W	D	H	W	H					
	53.5	33.5	30	42.5	19.5	17.5	42.5	12.5						
		RTA 00												


DESCRIPTION	FEATURES	MODEL#	STANDARD FABRIC GRADES											
			1	2	3	4	5	6	7	8	9	10	11	12
 <p>Two Seat Sofa - Armless COM Yardage: 5 Freight Class: 250 Product Weight (lbs.): 85 Cubic Feet Per Carton: 36</p>		7896	-	-	-	-	1215	1306	1480	1793	1971	2261	2698	3220
		7896LF	-	-	-	-	1720	1811	1985	2298	2476	2766	3203	3725
		OVERALL DIMENSIONS			SEAT DIMENSIONS			BACK DIMENSIONS						
		W	D	H	W	D	H	W	H					
	42.5	31	30.75	42.5	19.5	17.5	42.5	12.5						
		RTA 00												


DESCRIPTION	FEATURES	MODEL#	STANDARD FABRIC GRADES											
			1	2	3	4	5	6	7	8	9	10	11	12
 <p>Three Seat Sofa COM Yardage: 8.75 Freight Class: 250 Product Weight (lbs.): 140 Cubic Feet Per Carton: 50.25</p>		7877	-	-	-	-	1656	1819	2133	2699	3020	3542	4331	5271
		7877LF	-	-	-	-	2475	2641	2961	3537	3865	4396	5199	6160
		OVERALL DIMENSIONS			SEAT DIMENSIONS			BACK DIMENSIONS						
		W	D	H	W	D	H	W	H					
	72	31	30	63.5	19.5	17.5	63.5	12.5						
		RTA 00												


DESCRIPTION	FEATURES	MODEL#	STANDARD FABRIC GRADES											
			1	2	3	4	5	6	7	8	9	10	11	12
 <p>Three Seat Sofa w/Laminate Tablet COM Yardage: 8.75 Freight Class: 250 Product Weight (lbs.): 146 Cubic Feet Per Carton: 55.50</p>		7877LTL	-	-	-	-	2316	2483	2803	3377	3706	4238	5042	6001
		7877RTL	-	-	-	-	2853	3020	3340	3915	4244	4775	5580	6538
		7877LFTL	-	-	-	-	2853	3020	3340	3915	4244	4775	5580	6538
		7877LFRTL	Leather/Fabric											
	OVERALL DIMENSIONS			SEAT DIMENSIONS			BACK DIMENSIONS							
	W	D	H	W	D	H	W	H						
	73	33.5	30	63.5	19.5	17.5	63.5	12.5						
		RTA 00												

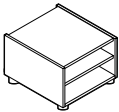
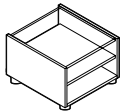
DESCRIPTION	FEATURES	MODEL#	STANDARD FABRIC GRADES											
			1	2	3	4	5	6	7	8	9	10	11	12
 <p>Three Seat Sofa w/Laminate Tablets COM Yardage: 8.75 Freight Class: 250 Product Weight (lbs.): 156 Cubic Feet Per Carton: 55.50</p>		7877LRTL	-	-	-	-	2680	2845	3166	3741	4069	4600	5404	6364
		7877LFLRTL	-	-	-	-	2853	3020	3340	3915	4244	4775	5580	6538
		OVERALL DIMENSIONS			SEAT DIMENSIONS			BACK DIMENSIONS						
		W	D	H	W	D	H	W	H					
	75	33.5	30	63.5	19.5	17.5	63.5	12.5						
		RTA 00												

DESCRIPTION	FEATURES	MODEL#	STANDARD FABRIC GRADES																																																	
			1	2	3	4	5	6	7	8	9	10	11	12																																						
 7877LTM	 7877RTM	7877LTM	-	-	-	-	2518	2684	3004	3580	3906	4438	5242	6203																																						
		7877RTM	-	-	-	-	-	-	-	-	-	-	-	-	-																																					
Three Seat Sofa w/MDF Tablet COM Yardage: 8.75 Freight Class: 250 Product Weight (lbs.): 5 Cubic Feet Per Carton: 55.50			<table border="1"> <thead> <tr> <th colspan="3">OVERALL DIMENSIONS</th> <th colspan="3">SEAT DIMENSIONS</th> <th colspan="3">BACK DIMENSIONS</th> </tr> <tr> <th>W</th><th>D</th><th>H</th> <th>W</th><th>D</th><th>H</th> <th>W</th><th>H</th> </tr> </thead> <tbody> <tr> <td>73</td><td>33.5</td><td>30</td> <td>63.5</td><td>19.5</td><td>17.5</td> <td>63.5</td><td>12.5</td> </tr> </tbody> </table>												OVERALL DIMENSIONS			SEAT DIMENSIONS			BACK DIMENSIONS			W	D	H	W	D	H	W	H	73	33.5	30	63.5	19.5	17.5	63.5	12.5													
OVERALL DIMENSIONS			SEAT DIMENSIONS			BACK DIMENSIONS																																														
W	D	H	W	D	H	W	H																																													
73	33.5	30	63.5	19.5	17.5	63.5	12.5																																													
			<table border="1"> <thead> <tr> <th>1</th><th>2</th><th>3</th><th>4</th><th>5</th><th>6</th><th>7</th><th>8</th><th>9</th><th>10</th><th>11</th><th>12</th> </tr> </thead> <tbody> <tr> <td>7877LRTM</td> <td>-</td><td>-</td><td>-</td><td>-</td><td>3072</td><td>3238</td><td>3559</td><td>4133</td><td>4462</td><td>4992</td><td>5797</td><td>6756</td> </tr> <tr> <td>7877FLRTM</td> <td>-</td><td>-</td><td>-</td><td>-</td><td>3050</td><td>3216</td><td>3537</td><td>4112</td><td>4440</td><td>4971</td><td>5775</td><td>6734</td> </tr> </tbody> </table>												1	2	3	4	5	6	7	8	9	10	11	12	7877LRTM	-	-	-	-	3072	3238	3559	4133	4462	4992	5797	6756	7877FLRTM	-	-	-	-	3050	3216	3537	4112	4440	4971	5775	6734
1	2	3	4	5	6	7	8	9	10	11	12																																									
7877LRTM	-	-	-	-	3072	3238	3559	4133	4462	4992	5797	6756																																								
7877FLRTM	-	-	-	-	3050	3216	3537	4112	4440	4971	5775	6734																																								

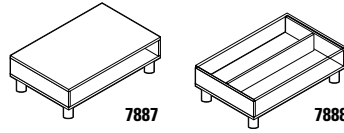
			<table border="1"> <thead> <tr> <th>1</th><th>2</th><th>3</th><th>4</th><th>5</th><th>6</th><th>7</th><th>8</th><th>9</th><th>10</th><th>11</th><th>12</th> </tr> </thead> <tbody> <tr> <td>7877LRTM</td> <td>-</td><td>-</td><td>-</td><td>-</td><td>3072</td><td>3238</td><td>3559</td><td>4133</td><td>4462</td><td>4992</td><td>5797</td><td>6756</td> </tr> <tr> <td>7877FLRTM</td> <td>-</td><td>-</td><td>-</td><td>-</td><td>3050</td><td>3216</td><td>3537</td><td>4112</td><td>4440</td><td>4971</td><td>5775</td><td>6734</td> </tr> </tbody> </table>												1	2	3	4	5	6	7	8	9	10	11	12	7877LRTM	-	-	-	-	3072	3238	3559	4133	4462	4992	5797	6756	7877FLRTM	-	-	-	-	3050	3216	3537	4112	4440	4971	5775	6734
1	2	3	4	5	6	7	8	9	10	11	12																																									
7877LRTM	-	-	-	-	3072	3238	3559	4133	4462	4992	5797	6756																																								
7877FLRTM	-	-	-	-	3050	3216	3537	4112	4440	4971	5775	6734																																								
 7877LRTM			<table border="1"> <thead> <tr> <th colspan="3">OVERALL DIMENSIONS</th> <th colspan="3">SEAT DIMENSIONS</th> <th colspan="3">BACK DIMENSIONS</th> </tr> <tr> <th>W</th><th>D</th><th>H</th> <th>W</th><th>D</th><th>H</th> <th>W</th><th>H</th> </tr> </thead> <tbody> <tr> <td>75</td><td>33.5</td><td>30</td> <td>63.5</td><td>19.5</td><td>17.5</td> <td>63.5</td><td>12.5</td> </tr> </tbody> </table>												OVERALL DIMENSIONS			SEAT DIMENSIONS			BACK DIMENSIONS			W	D	H	W	D	H	W	H	75	33.5	30	63.5	19.5	17.5	63.5	12.5													
OVERALL DIMENSIONS			SEAT DIMENSIONS			BACK DIMENSIONS																																														
W	D	H	W	D	H	W	H																																													
75	33.5	30	63.5	19.5	17.5	63.5	12.5																																													
Three Seat Sofa w/MDF Tablets COM Yardage: 8.75 Freight Class: 250 Product Weight (lbs.): 156 Cubic Feet Per Carton: 55.50			<table border="1"> <thead> <tr> <th>1</th><th>2</th><th>3</th><th>4</th><th>5</th><th>6</th><th>7</th><th>8</th><th>9</th><th>10</th><th>11</th><th>12</th> </tr> </thead> <tbody> <tr> <td>7897</td> <td>-</td><td>-</td><td>-</td><td>-</td><td>1600</td><td>1731</td><td>1984</td><td>2437</td><td>2697</td><td>3116</td><td>3750</td><td>4507</td> </tr> <tr> <td>7897LF</td> <td>-</td><td>-</td><td>-</td><td>-</td><td>2410</td><td>2541</td><td>2794</td><td>3247</td><td>3507</td><td>3926</td><td>4560</td><td>5317</td> </tr> </tbody> </table>												1	2	3	4	5	6	7	8	9	10	11	12	7897	-	-	-	-	1600	1731	1984	2437	2697	3116	3750	4507	7897LF	-	-	-	-	2410	2541	2794	3247	3507	3926	4560	5317
1	2	3	4	5	6	7	8	9	10	11	12																																									
7897	-	-	-	-	1600	1731	1984	2437	2697	3116	3750	4507																																								
7897LF	-	-	-	-	2410	2541	2794	3247	3507	3926	4560	5317																																								

			<table border="1"> <thead> <tr> <th>1</th><th>2</th><th>3</th><th>4</th><th>5</th><th>6</th><th>7</th><th>8</th><th>9</th><th>10</th><th>11</th><th>12</th> </tr> </thead> <tbody> <tr> <td>7897</td> <td>-</td><td>-</td><td>-</td><td>-</td><td>1600</td><td>1731</td><td>1984</td><td>2437</td><td>2697</td><td>3116</td><td>3750</td><td>4507</td> </tr> <tr> <td>7897LF</td> <td>-</td><td>-</td><td>-</td><td>-</td><td>2410</td><td>2541</td><td>2794</td><td>3247</td><td>3507</td><td>3926</td><td>4560</td><td>5317</td> </tr> </tbody> </table>												1	2	3	4	5	6	7	8	9	10	11	12	7897	-	-	-	-	1600	1731	1984	2437	2697	3116	3750	4507	7897LF	-	-	-	-	2410	2541	2794	3247	3507	3926	4560	5317
1	2	3	4	5	6	7	8	9	10	11	12																																									
7897	-	-	-	-	1600	1731	1984	2437	2697	3116	3750	4507																																								
7897LF	-	-	-	-	2410	2541	2794	3247	3507	3926	4560	5317																																								
 7897			<table border="1"> <thead> <tr> <th colspan="3">OVERALL DIMENSIONS</th> <th colspan="3">SEAT DIMENSIONS</th> <th colspan="3">BACK DIMENSIONS</th> </tr> <tr> <th>W</th><th>D</th><th>H</th> <th>W</th><th>D</th><th>H</th> <th>W</th><th>H</th> </tr> </thead> <tbody> <tr> <td>63.5</td><td>31</td><td>30.75</td> <td>63.5</td><td>19.5</td><td>17.5</td> <td>63.5</td><td>12.5</td> </tr> </tbody> </table>												OVERALL DIMENSIONS			SEAT DIMENSIONS			BACK DIMENSIONS			W	D	H	W	D	H	W	H	63.5	31	30.75	63.5	19.5	17.5	63.5	12.5													
OVERALL DIMENSIONS			SEAT DIMENSIONS			BACK DIMENSIONS																																														
W	D	H	W	D	H	W	H																																													
63.5	31	30.75	63.5	19.5	17.5	63.5	12.5																																													
Three Seat Sofa - Armless COM Yardage: 7.25 Freight Class: 250 Product Weight (lbs.): 115 Cubic Feet Per Carton: 50.25			<table border="1"> <thead> <tr> <th>1</th><th>2</th><th>3</th><th>4</th><th>5</th><th>6</th><th>7</th><th>8</th><th>9</th><th>10</th><th>11</th><th>12</th> </tr> </thead> <tbody> <tr> <td>7879</td> <td>-</td><td>-</td><td>-</td><td>-</td><td>376</td><td>404</td><td>458</td><td>557</td><td>613</td><td>706</td><td>843</td><td>1006</td> </tr> <tr> <td>7879LF</td> <td>-</td><td>-</td><td>-</td><td>-</td><td>475</td><td>503</td><td>560</td><td>657</td><td>713</td><td>804</td><td>942</td><td>1107</td> </tr> </tbody> </table>												1	2	3	4	5	6	7	8	9	10	11	12	7879	-	-	-	-	376	404	458	557	613	706	843	1006	7879LF	-	-	-	-	475	503	560	657	713	804	942	1107
1	2	3	4	5	6	7	8	9	10	11	12																																									
7879	-	-	-	-	376	404	458	557	613	706	843	1006																																								
7879LF	-	-	-	-	475	503	560	657	713	804	942	1107																																								

			<table border="1"> <thead> <tr> <th>1</th><th>2</th><th>3</th><th>4</th><th>5</th><th>6</th><th>7</th><th>8</th><th>9</th><th>10</th><th>11</th><th>12</th> </tr> </thead> <tbody> <tr> <td>7879</td> <td>-</td><td>-</td><td>-</td><td>-</td><td>376</td><td>404</td><td>458</td><td>557</td><td>613</td><td>706</td><td>843</td><td>1006</td> </tr> <tr> <td>7879LF</td> <td>-</td><td>-</td><td>-</td><td>-</td><td>475</td><td>503</td><td>560</td><td>657</td><td>713</td><td>804</td><td>942</td><td>1107</td> </tr> </tbody> </table>												1	2	3	4	5	6	7	8	9	10	11	12	7879	-	-	-	-	376	404	458	557	613	706	843	1006	7879LF	-	-	-	-	475	503	560	657	713	804	942	1107
1	2	3	4	5	6	7	8	9	10	11	12																																									
7879	-	-	-	-	376	404	458	557	613	706	843	1006																																								
7879LF	-	-	-	-	475	503	560	657	713	804	942	1107																																								
 7879			<table border="1"> <thead> <tr> <th colspan="3">OVERALL DIMENSIONS</th> <th colspan="3">SEAT DIMENSIONS</th> <th colspan="3">BACK DIMENSIONS</th> </tr> <tr> <th>W</th><th>D</th><th>H</th> <th>W</th><th>D</th><th>H</th> <th>W</th><th>H</th> </tr> </thead> <tbody> <tr> <td>22</td><td>22</td><td>17</td> <td>-</td><td>-</td><td>17</td> <td>-</td><td>-</td> </tr> </tbody> </table>												OVERALL DIMENSIONS			SEAT DIMENSIONS			BACK DIMENSIONS			W	D	H	W	D	H	W	H	22	22	17	-	-	17	-	-													
OVERALL DIMENSIONS			SEAT DIMENSIONS			BACK DIMENSIONS																																														
W	D	H	W	D	H	W	H																																													
22	22	17	-	-	17	-	-																																													
Ottoman COM Yardage: 1.50 Freight Class: 250 Product Weight (lbs.): 27 Cubic Feet Per Carton: 7.50			<table border="1"> <thead> <tr> <th>1</th><th>2</th><th>3</th><th>4</th><th>5</th><th>6</th><th>7</th><th>8</th><th>9</th><th>10</th><th>11</th><th>12</th> </tr> </thead> <tbody> <tr> <td>7885</td> <td>531</td><td>-</td><td>-</td><td>-</td><td>-</td><td>-</td><td>-</td><td>-</td><td>-</td><td>-</td><td>-</td><td>-</td> </tr> <tr> <td>7886</td> <td>750</td><td>-</td><td>-</td><td>-</td><td>-</td><td>-</td><td>-</td><td>-</td><td>-</td><td>-</td><td>-</td><td>-</td> </tr> </tbody> </table>												1	2	3	4	5	6	7	8	9	10	11	12	7885	531	-	-	-	-	-	-	-	-	-	-	-	7886	750	-	-	-	-	-	-	-	-	-	-	-
1	2	3	4	5	6	7	8	9	10	11	12																																									
7885	531	-	-	-	-	-	-	-	-	-	-	-																																								
7886	750	-	-	-	-	-	-	-	-	-	-	-																																								

			<table border="1"> <thead> <tr> <th>1</th><th>2</th><th>3</th><th>4</th><th>5</th><th>6</th><th>7</th><th>8</th><th>9</th><th>10</th><th>11</th><th>12</th> </tr> </thead> <tbody> <tr> <td>7885</td> <td>531</td><td>-</td><td>-</td><td>-</td><td>-</td><td>-</td><td>-</td><td>-</td><td>-</td><td>-</td><td>-</td><td>-</td> </tr> <tr> <td>7886</td> <td>750</td><td>-</td><td>-</td><td>-</td><td>-</td><td>-</td><td>-</td><td>-</td><td>-</td><td>-</td><td>-</td><td>-</td> </tr> </tbody> </table>												1	2	3	4	5	6	7	8	9	10	11	12	7885	531	-	-	-	-	-	-	-	-	-	-	-	7886	750	-	-	-	-	-	-	-	-	-	-	-
1	2	3	4	5	6	7	8	9	10	11	12																																									
7885	531	-	-	-	-	-	-	-	-	-	-	-																																								
7886	750	-	-	-	-	-	-	-	-	-	-	-																																								
 7885			<table border="1"> <thead> <tr> <th colspan="3">OVERALL DIMENSIONS</th> <th colspan="3">SEAT DIMENSIONS</th> <th colspan="3">BACK DIMENSIONS</th> </tr> <tr> <th>W</th><th>D</th><th>H</th> <th>W</th><th>D</th><th>H</th> <th>W</th><th>H</th> </tr> </thead> <tbody> <tr> <td>20</td><td>24</td><td>20</td> <td>-</td><td>-</td><td>-</td> <td>-</td><td>-</td> </tr> </tbody> </table>												OVERALL DIMENSIONS			SEAT DIMENSIONS			BACK DIMENSIONS			W	D	H	W	D	H	W	H	20	24	20	-	-	-	-	-													
OVERALL DIMENSIONS			SEAT DIMENSIONS			BACK DIMENSIONS																																														
W	D	H	W	D	H	W	H																																													
20	24	20	-	-	-	-	-																																													
 7886			<table border="1"> <thead> <tr> <th colspan="3">OVERALL DIMENSIONS</th> <th colspan="3">SEAT DIMENSIONS</th> <th colspan="3">BACK DIMENSIONS</th> </tr> <tr> <th>W</th><th>D</th><th>H</th> <th>W</th><th>D</th><th>H</th> <th>W</th><th>H</th> </tr> </thead> <tbody> <tr> <td>20</td><td>24</td><td>20</td> <td>-</td><td>-</td><td>-</td> <td>-</td><td>-</td> </tr> </tbody> </table>												OVERALL DIMENSIONS			SEAT DIMENSIONS			BACK DIMENSIONS			W	D	H	W	D	H	W	H	20	24	20	-	-	-	-	-													
OVERALL DIMENSIONS			SEAT DIMENSIONS			BACK DIMENSIONS																																														
W	D	H	W	D	H	W	H																																													
20	24	20	-	-	-	-	-																																													
End Table COM Yardage: N/A Freight Class: 100 Product Weight (lbs.): 53 Cubic Feet Per Carton: 6			<table border="1"> <thead> <tr> <th>1</th><th>2</th><th>3</th><th>4</th><th>5</th><th>6</th><th>7</th><th>8</th><th>9</th><th>10</th><th>11</th><th>12</th> </tr> </thead> <tbody> <tr> <td>7885</td> <td>531</td><td>-</td><td>-</td><td>-</td><td>-</td><td>-</td><td>-</td><td>-</td><td>-</td><td>-</td><td>-</td><td>-</td> </tr> <tr> <td>7886</td> <td>750</td><td>-</td><td>-</td><td>-</td><td>-</td><td>-</td><td>-</td><td>-</td><td>-</td><td>-</td><td>-</td><td>-</td> </tr> </tbody> </table>												1	2	3	4	5	6	7	8	9	10	11	12	7885	531	-	-	-	-	-	-	-	-	-	-	-	7886	750	-	-	-	-	-	-	-	-	-	-	-
1	2	3	4	5	6	7	8	9	10	11	12																																									
7885	531	-	-	-	-	-	-	-	-	-	-	-																																								
7886	750	-	-	-	-	-	-	-	-	-	-	-																																								

DESCRIPTION	FEATURES	MODEL#	STANDARD FABRIC GRADES											
			1	2	3	4	5	6	7	8	9	10	11	12

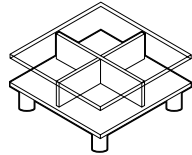


Coffee Table Rectangular
COM Yardage: N.A
Freight Class: 100
Product Weight (lbs.): 60
Cubic Feet Per Carton: 6.50

7887 Laminate	553	-	-	-	-	-	-	-	-	-	-	-	-
7888 Glass Top	862	-	-	-	-	-	-	-	-	-	-	-	-

OVERALL DIMENSIONS			SEAT DIMENSIONS			BACK DIMENSIONS	
W	D	H	W	D	H	W	H
40	20	15	-	-	-	-	-

RTA 1



Coffee Table Square
COM Yardage: N/A
Freight Class: 92.5
Product Weight (lbs.): 90
Cubic Feet Per Carton: 8.75

7889 Glass Top	1047	-	-	-	-	-	-	-	-	-	-	-	-
--------------------------	------	---	---	---	---	---	---	---	---	---	---	---	---

OVERALL DIMENSIONS			SEAT DIMENSIONS			BACK DIMENSIONS	
W	D	H	W	D	H	W	H
33	33	15	-	-	-	-	-

RTA 1



7890LNB



7890RNB


Two Seat Sofa - No Connector
COM Yardage: 5.25
Freight Class: 250
Product Weight (lbs.): 91
Cubic Feet Per Carton: 36

**Intended to be free standing.
No connecting hardware.

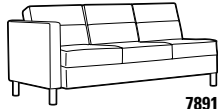
7890LNB	-	-	-	-	1372	1471	1664	2008	2204	2523	3006	3583
7890RNB	-	-	-	-	1720	1819	2012	2357	2553	2872	3354	3931
7890LFRNB	-	-	-	-	-	-	-	-	-	-	-	-
7890LFRNB	Leather/Fabric											

OVERALL DIMENSIONS			SEAT DIMENSIONS			BACK DIMENSIONS	
W	D	H	W	D	H	W	H
48	31	30.75	42.5	19.5	17.5	42.5	13.25

RTA 00



7891LNB



7891RNB

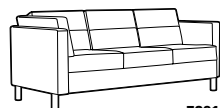
Three Seat Sofa - No Connector
COM Yardage: 7.25
Freight Class: 250
Product Weight (lbs.): 120
Cubic Feet Per Carton: 50.25

**Intended to be free standing.
No connecting hardware.

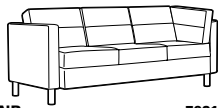
7891LNB	-	-	-	-	1832	1963	2216	2669	2929	3348	3982	4739
7891RNB	-	-	-	-	2366	2497	2750	3203	3463	3882	4516	5273
7891LFLNB	-	-	-	-	-	-	-	-	-	-	-	-
7891LFRNB	Leather/Fabric											

OVERALL DIMENSIONS			SEAT DIMENSIONS			BACK DIMENSIONS	
W	D	H	W	D	H	W	H
70	31	30.75	63.5	19.5	17.5	63.5	13.25

RTA 00



7891L-RCNB



7891R-RCNB


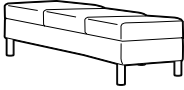
Three Seat Sofa - No Connector
COM Yardage: 8.50
Freight Class: 250
Product Weight (lbs.): 140
Cubic Feet Per Carton: 55.50

**Intended to be free standing.
No connecting hardware.

7891L-RCNB	-	-	-	-	2208	2368	2680	3238	3558	4073	4855	5787
7891R-RCNB	-	-	-	-	2747	2908	3218	3777	4096	4613	5393	6326
7891LFL-RCNB	-	-	-	-	-	-	-	-	-	-	-	-
7891LFR-RCNB	Leather/Fabric											

OVERALL DIMENSIONS			SEAT DIMENSIONS			BACK DIMENSIONS	
W	D	H	W	D	H	W	H
77	31	30	60	19.5	17.5	60	13.25

RTA 00

DESCRIPTION	FEATURES	MODEL#	STANDARD FABRIC GRADES												
			1	2	3	4	5	6	7	8	9	10	11	12	
 <p>Two Seat Bench COM Yardage: 2.25 Freight Class: 250 Product Weight (lbs.): 42 Cubic Feet Per Carton: 11.50</p>		7893	-	-	-	-	749	791	873	1023	1106	1242	1448	1697	
		7893LF Leather/Fabric	-	-	-	-	936	980	1061	1210	1294	1430	1637	1884	
		OVERALL DIMENSIONS	SEAT DIMENSIONS			BACK DIMENSIONS									
		W D H	W	D	H	W	D	H	W	H					
		43	21.5	17	-	-	17	-	-						
		RTA 00													
	 <p>Three Seat Bench COM Yardage: 3.75 Freight Class: 250 Product Weight (lbs.): 62 Cubic Feet Per Carton: 16.75</p>		7894	-	-	-	-	1068	1140	1277	1522	1664	1893	2236	2647
			7894LF Leather/Fabric	-	-	-	-	1345	1416	1553	1800	1941	2169	2513	2924
			OVERALL DIMENSIONS	SEAT DIMENSIONS			BACK DIMENSIONS								
			W D H	W	D	H	W	D	H	W	H				
		64.5	21.5	17	-	-	17	-	-						
		RTA 00													

CITI™ SQUARE



model S7875LFLT



Sample Layout A - Models shown: S7875FUC and S7911



Sample Layout B - Models shown: S7890RFUC, S7862FUC (2), S7897FUC, S7890LFUC and S7912.

STANDARD FEATURES

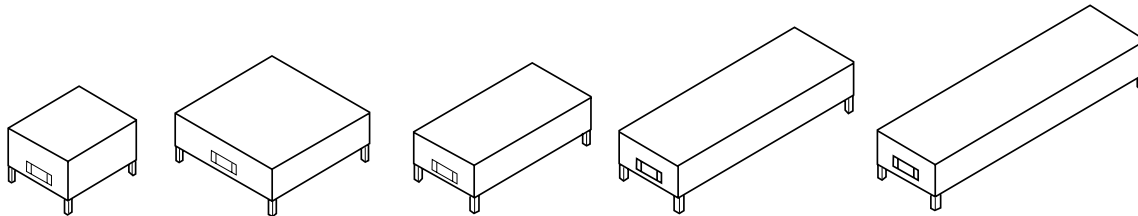
- Fully upholstered lounge series with a complete range of sectional components for all applications. Proportions are compact, 31" and 33.5" deep so it works well in public spaces.
- All models have fixed, non-removable cushions.
- Upholstered in leather or leather/mock leather combinations as standard. All leather models feature a horizontal stitch detail across the seat and back cushions.
- Standard models are upholstered in leather and leather/mock leather combination. Models with "LF" are upholstered in Genuine Italian leather or CTL Prescott leather and graded fabric choice for the balance of the seating unit. See note on "F" models, when all fabric or vinyl upholstery is required.
- The 5 inch high leg frame for seating and occasional tables lightens the look, it is available in Tungsten (S1) as standard or optionally available in Black (S2) Please specify finish, no upcharge added.
- Casters are not available on this series.
- Arm height on all models is 25"
- Tablet arms are made from thermally fused laminate, measure 12"D x 16.5"W 3/4" thick. Available right hand seated (RT), left Hand seated (LT) or both right and left hand (LRT).
- Ganging Brackets are sold separately. Ganging brackets are to be used on armless seating if interconnection to another armless seating unit is required. Bench and ottomans only gang to other benches/ottomans, cannot gang with seating units.
- Brackets come with a template for installation: unless noted otherwise all armless skus are equipped with the steel on steel connectors to receive this bracket.
- Measurement shown for weight is for one unit. Measurement for volume is per carton.

OPTIONAL FEATURES

- For high resilient, high density Ultracell foam on seat, PLEASE SPECIFY (UC) after the model number. One Seater add \$90.00, Two Seater add \$180.00, Three Seater add \$269.00, and Four Seater add \$359.00.
- Chrome finished leg frame on seating or tables Please Specify (S3) and Add \$135.00.
- Upon request this series can alternatively be upholstered in Global Upholstery fabric or VINYL, add "F" to end of model number, for example S7885F, S7887FLT or 7890FR. Please use grade 5 price shown below for fabrics of a lower grade. (Note "F" models do not have horizontal decorative stitch detail across the middle of the seat and back cushions).
- To order units in combination of Global carded leathers on seat and back cushions and fabric on balance of chair see models where "LF" shows after first 4 digits.
- Tables and Tablet arms are made with high pressure laminate and are offered in the following finishes: Absolute Acajou (ACJ), Asian Night (ASN), Avanti Cherry (AWC), Avanti Honey (AWH), Dark Espresso (DES), Hayden Grey (HGT), Shaker Cherry (SKC), Tiger Mahogany (TMA), Tiger Maple (TMP), Tiger Walnut (TWL), White (WHT), White Chocolate (WHC), and Winter Cherry (WCR). Please Specify. Custom High Pressure laminate finishes will be considered upon request.
- Tablet arms are also offered in MDF with a tapered edge which features a rounded triangular profile and an epoxy finish. Available in Charcoal (CHR) or White (WHT). Please add \$184.00.
- Power/USB modules are available in the Citi Square tables. Each module includes a double power outlet and two USB terminals. It is equipped with a 6' long three-prong power cord with standard three prong plug. The Power monuments are available in Jet Black (J1) or White (W1). Add \$635.00 per unit. Please see Electrical Placement below for predetermined locations.

ELECTRICAL PLACEMENT

Coffee/End Tables: Predetermined Location is on the end/side of the unit J1 (black) or W1 (white).




	1	2	3	4	5	6	7	8	9	10	11	12
7892	18	-	-	-	-	-	-	-	-	-	-	-

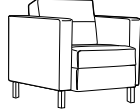



Ganging Bracket
 COM Yardage: N/A
 Freight Class: 70
 Product Weight (lbs.): 0.25
 Cubic Feet Per Carton: 0.01


Two brackets included.
 Only one set is needed per connection.


OVERALL DIMENSIONS			SEAT DIMENSIONS			BACK DIMENSIONS	
W	D	H	W	D	H	W	H
0.5	3.87	2	-	-	-	-	-

DESCRIPTION	FEATURES	MODEL#	STANDARD FABRIC GRADES											
			1	2	3	4	5	6	7	8	9	10	11	12
 <p>Linking Corner Unit COM Yardage: 6.25 Freight Class: 250 Product Weight (lbs.): 75 Cubic Feet Per Carton: 30.25</p>	No ganging hardware Armless side(s) can be equipped with ganging brackets, model 7892.	S7862	-	-	-	-	1665	1793	2038	2429	2729	3064	3753	4488
		S7862LF	-	-	-	-	2039	2166	2412	2802	3103	3438	4127	4862
		OVERALL DIMENSIONS			SEAT DIMENSIONS			BACK DIMENSIONS						
			W	D	H	W	D	H	W	D	H	W	H	
			37	37	30.75	26	26	17.5	26		13.5			
RTA 00														

DESCRIPTION	FEATURES	MODEL#	STANDARD FABRIC GRADES											
			1	2	3	4	5	6	7	8	9	10	11	12
 <p>Single Seat w/Arms COM Yardage: 4.50 Freight Class: 250 Product Weight (lbs.): 66 Cubic Feet Per Carton: 21</p>	Free standing unit only.	S7875	-	-	-	-	1175	1267	1444	1725	1942	2183	2679	3208
		S7875LF	-	-	-	-	1345	1437	1614	1895	2111	2353	2849	3378
		OVERALL DIMENSIONS			SEAT DIMENSIONS			BACK DIMENSIONS						
			W	D	H	W	D	H	W	D	H	W	H	
			30	31	30	21	19.5	17.5	21		12.5			
RTA 00														


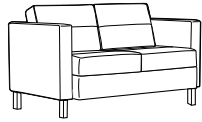
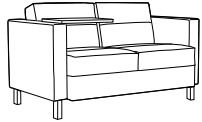
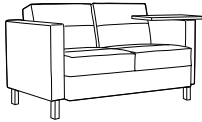
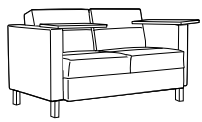

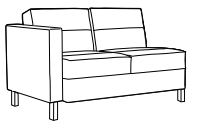

DESCRIPTION	FEATURES	MODEL#	STANDARD FABRIC GRADES											
			1	2	3	4	5	6	7	8	9	10	11	12
 <p>S7875RT</p>	Free standing unit only. Tablets are Right Hand Seated (RT) or Left Hand Seated (LT).	S7875RT	-	-	-	-	1574	1666	1843	2124	2340	2582	3078	3607
		S7875LT	-	-	-	-	1574	1666	1843	2124	2340	2582	3078	3607
		S7875LFRT	-	-	-	-	1743	1835	2012	2293	2510	2751	3247	3776
S7875LFLT	-	-	-	-	1743	1835	2012	2293	2510	2751	3247	3776		
OVERALL DIMENSIONS			SEAT DIMENSIONS			BACK DIMENSIONS								
			W	D	H	W	D	H	W	D	H	W	H	
			31	33.5	30	21	19.5	17.5	21		12.5			
RTA 00														

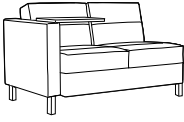

DESCRIPTION	FEATURES	MODEL#	STANDARD FABRIC GRADES											
			1	2	3	4	5	6	7	8	9	10	11	12
 <p>S7901R</p>	No ganging hardware. Armless side can be equipped with ganging brackets, model 7892. Arms are Right Hand Seated (RT) or Left Hand Seated (LT).	S7901R	-	-	-	-	1175	1247	1384	1603	1771	1959	2345	2756
		S7901L	-	-	-	-	1175	1247	1384	1603	1771	1959	2345	2756
		S7901LFR	-	-	-	-	1345	1427	1584	1834	2026	2241	2682	3152
S7901LFL	-	-	-	-	1345	1427	1584	1834	2026	2241	2682	3152		
OVERALL DIMENSIONS			SEAT DIMENSIONS			BACK DIMENSIONS								
			W	D	H	W	D	H	W	D	H	W	H	
			25.5	31	30.75	21	19.5	17.5	21		12.5			
RTA 00														


DESCRIPTION	FEATURES	MODEL#	STANDARD FABRIC GRADES											
			1	2	3	4	5	6	7	8	9	10	11	12
 <p>S7901RRT</p>	No ganging hardware. Armless side(s) can be equipped with ganging brackets, model 7892. Tablets are Arms are Right Hand Seated (RT) or Left Hand Seated (LT).	S7901RRT	-	-	-	-	1574	1783	1783	2002	2170	2358	2744	3155
		S7901LLT	-	-	-	-	1574	1646	1783	2002	2170	2358	2744	3155
		S7901LFRRT	-	-	-	-	1743	1825	1982	2232	2424	2639	3080	3550
S7901LFLRT	-	-	-	-	1743	1825	1982	2232	2424	2639	3080	3550		
OVERALL DIMENSIONS			SEAT DIMENSIONS			BACK DIMENSIONS								
			W	D	H	W	D	H	W	D	H	W	H	
			27.5	31	30.75	21	19.5	17.5	21		12.5			
RTA 00														

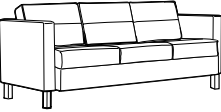
LOUNGE

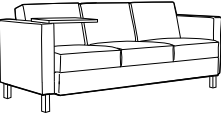

CITI™ SQUARE C

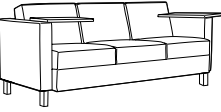
DESCRIPTION	FEATURES	MODEL#	STANDARD FABRIC GRADES														
			1	2	3	4	5	6	7	8	9	10	11	12			
 <p>Armless Single Seat COM Yardage: 3 Freight Class: 250 Product Weight (lbs.): 40 Cubic Feet Per Carton: 15.50</p>	<p>No ganging hardware. Armless side(s) can be equipped with ganging brackets, model 7892.</p>																
		S7895	-	-	-	-	1175	1237	1354	1542	1686	1847	2178	2530			
		S7895LF	-	-	-	-	1345	1406	1524	1712	1856	2017	2347	2700			
		OVERALL DIMENSIONS			SEAT DIMENSIONS			BACK DIMENSIONS									
		W	D	H	W	D	H	W	H								
		21	31	30.75	21	18.5	17.5	21	12.5								
		RTA 00															
 <p>Two Seater w/Arms COM Yardage: 6.25 Freight Class: 250 Product Weight (lbs.): 108 Cubic Feet Per Carton: 36</p>	<p>Free standing unit only.</p>																
		S7876	-	-	-	-	1665	1793	2038	2429	2729	3064	3753	4488			
		S7876LF	-	-	-	-	2039	2166	2412	2802	3103	3438	4127	4862			
		OVERALL DIMENSIONS			SEAT DIMENSIONS			BACK DIMENSIONS									
		W	D	H	W	D	H	W	H								
		50.5	31	30	42.5	19.5	17.5	42.5	12.5								
		RTA 00															
 <p>S7876RT</p>	 <p>S7876LT</p>	<p>Free standing unit only. Tablets are Right Hand Seated (RT) or Left Hand Seated (LT).</p>															
			S7876RT	-	-	-	-	2064	2191	2437	2827	3128	3463	4152	4887		
			S7876LT	-	-	-	-	2064	2191	2437	2827	3128	3463	4152	4887		
			S7876LFR	-	-	-	-	2438	2566	2811	3202	3502	3837	4526	5261		
S7876LFL	-	-	-	-	2438	2566	2811	3202	3502	3837	4526	5261					
OVERALL DIMENSIONS			SEAT DIMENSIONS			BACK DIMENSIONS											
		W	D	H	W	D	H	W	H								
		51.5	33.5	30	42.5	19.5	17.5	42.5	12.5								
		RTA 00															
 <p>S7876LRT</p>	 <p>S7876LFLRT</p>	<p>Free standing unit only. With both Left and Right Tablets.</p>															
			S7876LRT	-	-	-	-	2463	2590	2836	3226	3527	3862	4551	5286		
			S7876LFLRT	-	-	-	-	2837	2964	3210	3600	3901	4236	4925	5660		
			OVERALL DIMENSIONS			SEAT DIMENSIONS			BACK DIMENSIONS								
		W	D	H	W	D	H	W	H								
		53.5	33.5	30	42.5	19.5	17.5	42.5	12.5								
		RTA 00															
 <p>S7890R</p>	 <p>S7890L</p>	<p>No ganging hardware. Armless side can be equipped with ganging brackets, model 7892. Arms are Right Hand Seated (RT) or Left Hand Seated (LT).</p>															
			S7890R	-	-	-	-	1545	1652	1858	2186	2439	2721	3299	3917		
			S7890L	-	-	-	-	1545	1652	1858	2186	2439	2721	3299	3917		
			S7890LFR	-	-	-	-	1919	2026	2232	2560	2813	3094	3673	4290		
S7890LFL	-	-	-	-	1919	2026	2232	2560	2813	3094	3673	4290					
OVERALL DIMENSIONS			SEAT DIMENSIONS			BACK DIMENSIONS											
		W	D	H	W	D	H	W	H								
		48	31	30.75	42.5	19.5	17.5	42.5	13.25								
		RTA 00															

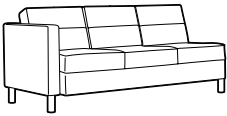
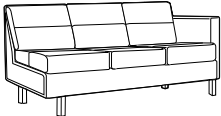
DESCRIPTION	FEATURES	MODEL#	STANDARD FABRIC GRADES												
			1	2	3	4	5	6	7	8	9	10	11	12	
 <p>S7890RRT</p> <p>Two Seater w/One Arm and Laminate Tablet COM Yardage: 5.25 Freight Class: 250 Product Weight (lbs.): 115 Cubic Feet Per Carton: 41.25</p>	 <p>S7890LLT</p> <p>No ganging hardware. Armless side(s) can be equipped with ganging brackets, model 7892. Tablets are Arms are Right Hand Seated (RT) or Left Hand Seated (LT).</p>	S7890RRT	-	-	-	-	1944	2051	2257	2585	2838	3119	3698	4315	
		S7890LLT	-	-	-	-	1944	2051	2257	2585	2838	3119	3698	4315	
			S7890LFRRT	-	-	-	-	2318	2425	2631	2959	3212	3493	4072	4689
			S7890LFLLT	-	-	-	-	2318	2425	2631	2959	3212	3493	4072	4689
			OVERALL DIMENSIONS			SEAT DIMENSIONS			BACK DIMENSIONS						
			W	D	H	W	D	H	W		H				
			49	33.5	30.75	42.5	19.5	17.5	42.5		13.25				
			RTA 00												

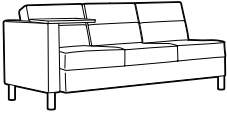
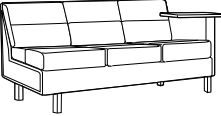
DESCRIPTION	FEATURES	MODEL#	STANDARD FABRIC GRADES												
			1	2	3	4	5	6	7	8	9	10	11	12	
 <p>S7896</p> <p>Armless Two Seater COM Yardage: 5 Freight Class: 250 Product Weight (lbs.): 42.5 Cubic Feet Per Carton: 36</p>	<p>No ganging hardware. Armless side(s) can be equipped with ganging brackets, model 7892.</p>	S7896	-	-	-	-	1545	1647	1843	2156	2397	2665	3216	3804	
		S7896LF	-	-	-	-	1919	2021	2217	2530	2771	3038	3590	4177	
			OVERALL DIMENSIONS			SEAT DIMENSIONS			BACK DIMENSIONS						
			W	D	H	W	D	H	W		H				
			42.5	31	30.75	42.5	19.5	17.5	42.5		13.25				
			RTA 00												


DESCRIPTION	FEATURES	MODEL#	STANDARD FABRIC GRADES												
			1	2	3	4	5	6	7	8	9	10	11	12	
 <p>S7877</p> <p>Three Seater w/Arms COM Yardage: 8.75 Freight Class: 250 Product Weight (lbs.): 140 Cubic Feet Per Carton: 5</p>	<p>Free standing unit only.</p>	S7877	-	-	-	-	2155	2334	2677	3224	3645	4114	5078	6107	
		S7877LF	-	-	-	-	2737	2915	3259	3806	4227	4696	5660	6689	
			OVERALL DIMENSIONS			SEAT DIMENSIONS			BACK DIMENSIONS						
			W	D	H	W	D	H	W		H				
			72	31	30	63.5	19.5	17.5	63.5		12.5				
			RTA 00												

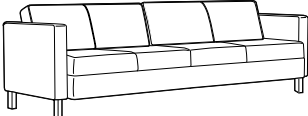
DESCRIPTION	FEATURES	MODEL#	STANDARD FABRIC GRADES												
			1	2	3	4	5	6	7	8	9	10	11	12	
 <p>S7877RT</p> <p>Three Seater w/Arms and Laminate Tablet COM Yardage: 8.75 Freight Class: 250 Product Weight (lbs.): 146 Cubic Feet Per Carton: 55.50</p>	 <p>S7877LT</p> <p>Free standing unit only. Tablets are Right Hand Seated (RT) or Left Hand Seated (LT).</p>	S7877RT	-	-	-	-	2553	2731	3075	3622	4043	4512	5476	6505	
		S7877LT	-	-	-	-	2553	2731	3075	3622	4043	4512	5476	6505	
			S7877LFRRT	-	-	-	-	3136	3315	3658	4205	4626	5095	6059	7088
			S7877LFLRT	-	-	-	-	3136	3315	3658	4205	4626	5095	6059	7088
			OVERALL DIMENSIONS			SEAT DIMENSIONS			BACK DIMENSIONS						
			W	D	H	W	D	H	W		H				
			73	33.5	30	63.5	19.5	17.5	63.5		12.5				
			RTA 00												

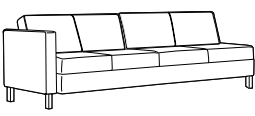
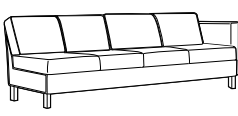
DESCRIPTION	FEATURES	MODEL#	STANDARD FABRIC GRADES												
			1	2	3	4	5	6	7	8	9	10	11	12	
 <p>S7877LRT</p> <p>Three Seater w/Arms and Laminate Tablets COM Yardage: 8.75 Freight Class: 250 Product Weight (lbs.): 250 Cubic Feet Per Carton: 55.50</p>	<p>Free standing unit only. With both Left and Right Tablets.</p>	S7877LRT	-	-	-	-	2952	3130	3474	4021	4442	4911	5875	6904	
		S7876LFLRT	-	-	-	-	2837	2964	3210	3600	3901	4236	4925	5660	
			OVERALL DIMENSIONS			SEAT DIMENSIONS			BACK DIMENSIONS						
			W	D	H	W	D	H	W		H				
			75	33.5	30	63.5	19.5	17.5	63.5		12.5				
			RTA 00												

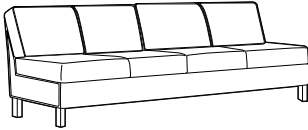
DESCRIPTION	FEATURES	MODEL#	STANDARD FABRIC GRADES											
			1	2	3	4	5	6	7	8	9	10	11	12
 S7891R	 S7891L		-	-	-	-	2087	2235	2520	2973	3322	3710	4509	5362
			-	-	-	-	2087	2235	2520	2973	3322	3710	4509	5362
Three Seater w/One Arm COM Yardage: 7.25 Freight Class: 250 Product Weight (lbs.): 120 Cubic Feet Per Carton: 50.25			No ganging hardware. Armless side can be equipped with ganging brackets, model 7892. Arms are Right Hand Seated (RT) or Left Hand Seated (LT) .											
			OVERALL DIMENSIONS			SEAT DIMENSIONS			BACK DIMENSIONS					
			W	D	H	W	D	H	W	H				
			70	31	30.75	63.5	19.5	17.5	63.5	13.25				
RTA 00														

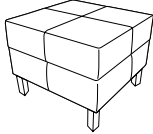
DESCRIPTION	FEATURES	MODEL#	STANDARD FABRIC GRADES											
			1	2	3	4	5	6	7	8	9	10	11	12
 S7891RRT	 S7891LLT		-	-	-	-	2485	2633	2917	3371	3720	4108	4907	5760
			-	-	-	-	2485	2633	2917	3371	3720	4108	4907	5760
Three Seater w/One Arm and Laminate Tablet COM Yardage: 7.25 Freight Class: 250 Product Weight (lbs.): 146 Cubic Feet Per Carton: 55.50			No ganging hardware. Armless side(s) can be equipped with ganging brackets, model 7892. Tablets are Arms are Right Hand Seated (RT) or Left Hand Seated (LT).											
			OVERALL DIMENSIONS			SEAT DIMENSIONS			BACK DIMENSIONS					
			W	D	H	W	D	H	W	H				
			73	33.5	30.75	63.5	19.5	17.5	63.5	13.25				
RTA 00														

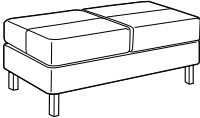
DESCRIPTION	FEATURES	MODEL#	STANDARD FABRIC GRADES											
			1	2	3	4	5	6	7	8	9	10	11	12
 S7897			-	-	-	-	2087	2235	2520	2973	3322	3710	4509	5362
			-	-	-	-	2669	2817	3101	3554	3903	4292	5091	5944
Armless Three Seater COM Yardage: 7.25 Freight Class: 250 Product Weight (lbs.): 115 Cubic Feet Per Carton: 50.25			No ganging hardware. Armless side(s) can be equipped with ganging brackets, model 7892.											
			OVERALL DIMENSIONS			SEAT DIMENSIONS			BACK DIMENSIONS					
			W	D	H	W	D	H	W	H				
			63.5	31	30.75	63.5	19.5	17.5	63.5	13.25				
RTA 00														

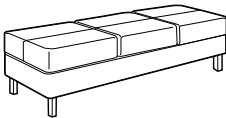
DESCRIPTION	FEATURES	MODEL#	STANDARD FABRIC GRADES											
			1	2	3	4	5	6	7	8	9	10	11	12
 S7884			-	-	-	-	3171	3380	3782	4423	4916	5465	6595	7801
			-	-	-	-	3977	4186	4588	5229	5722	6271	7401	8606
Four Seater w/Arms COM Yardage: 10.25 Freight Class: 250 Product Weight (lbs.): 185 Cubic Feet Per Carton: 69			Free standing unit only.											
			OVERALL DIMENSIONS			SEAT DIMENSIONS			BACK DIMENSIONS					
			W	D	H	W	D	H	W	H				
			93.5	31	30	84	19.5	17.5	84	12.5				
RTA 00														

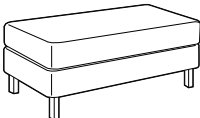
DESCRIPTION	FEATURES	MODEL#	STANDARD FABRIC GRADES											
			1	2	3	4	5	6	7	8	9	10	11	12
 S7884R	 2087L		-	-	-	-	3103	3297	3670	4263	4721	5230	6277	7394
			-	-	-	-	3103	3297	3670	4263	4721	5230	6277	7394
Four Seater w/One Arm COM Yardage: 9.50 Freight Class: 250 Product Weight (lbs.): 165 Cubic Feet Per Carton: 69			No ganging hardware. Armless side can be equipped with ganging brackets, model 7892. Arms are Right Hand Seated (RT) or Left Hand Seated (LT) .											
			OVERALL DIMENSIONS			SEAT DIMENSIONS			BACK DIMENSIONS					
			W	D	H	W	D	H	W	H				
			88	31	30.75	84	19.5	17.5	84	12.5				
RTA 00														

DESCRIPTION	FEATURES	MODEL#	STANDARD FABRIC GRADES											
			1	2	3	4	5	6	7	8	9	10	11	12
 <p>Armless Four Seater COM Yardage: 8.75 Freight Class: 250 Product Weight (lbs.): 155 Cubic Feet Per Carton: 61.50</p>	<p>No ganging hardware. Armless side(s) can be equipped with ganging brackets, model 7892.</p>													
		S7884NA	-	-	-	-	3103	3281	3625	4172	4593	5062	6026	7055
		S7884LFNA	-	-	-	-	3909	4087	4431	4978	5399	5868	6832	7861
		OVERALL DIMENSIONS			SEAT DIMENSIONS			BACK DIMENSIONS						
W D H			W D H			W H								
85.5 31 30.75			84 19.5 17.5			84 12.5								
RTA 00														

DESCRIPTION	FEATURES	MODEL#	STANDARD FABRIC GRADES											
			1	2	3	4	5	6	7	8	9	10	11	12
 <p>Square Ottoman COM Yardage: 1.50 Freight Class: 250 Product Weight (lbs.): 27 Cubic Feet Per Carton: 7.50</p>	<p>No ganging hardware. Side(s) can be equipped with ganging brackets, model 7892. Does not gang to seating units.</p>													
		S7879	-	-	-	-	486	517	576	670	742	822	988	1164
		S7879LF	-	-	-	-	587	618	677	771	843	923	1089	1265
		OVERALL DIMENSIONS			SEAT DIMENSIONS			BACK DIMENSIONS						
W D H			W D H			W H								
22 22 17			- - 17			- -								
RTA 00														

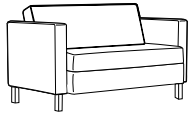
DESCRIPTION	FEATURES	MODEL#	STANDARD FABRIC GRADES											
			1	2	3	4	5	6	7	8	9	10	11	12
 <p>Two Seater Bench COM Yardage: 2.25 Freight Class: 250 Product Weight (lbs.): 42 Cubic Feet Per Carton: 11.50</p>	<p>No ganging hardware. Side(s) can be equipped with ganging brackets, model 7892. Does not gang to seating units.</p>													
		S7893	-	-	-	-	937	983	1072	1212	1321	1441	1689	1954
		S7893LF	-	-	-	-	1140	1186	1275	1415	1523	1644	1892	2157
		OVERALL DIMENSIONS			SEAT DIMENSIONS			BACK DIMENSIONS						
W D H			W D H			W H								
43 21.5 17			- - 17			- -								
RTA 00														

DESCRIPTION	FEATURES	MODEL#	STANDARD FABRIC GRADES											
			1	2	3	4	5	6	7	8	9	10	11	12
 <p>Three Seater Bench COM Yardage: 3.75 Freight Class: 250 Product Weight (lbs.): 62 Cubic Feet Per Carton: 16.75</p>	<p>No ganging hardware. Side(s) can be equipped with ganging brackets, model 7892. Does not gang to seating units.</p>													
		S7894	-	-	-	-	1334	1411	1558	1792	1973	2174	2587	3028
		S7894LF	-	-	-	-	1638	1715	1862	2096	2277	2478	2891	3332
		OVERALL DIMENSIONS			SEAT DIMENSIONS			BACK DIMENSIONS						
W D H			W D H			W H								
64.5 21.5 17			- - 17			- -								
RTA 00														

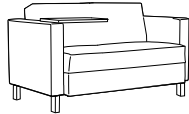
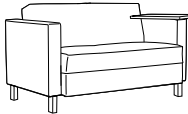
DESCRIPTION	FEATURES	MODEL#	STANDARD FABRIC GRADES											
			1	2	3	4	5	6	7	8	9	10	11	12
 <p>Two Seater Bench - Single Cushion COM Yardage: 2.25 Freight Class: 250 Product Weight (lbs.): 42 Cubic Feet Per Carton: 11.50</p>	<p>No ganging hardware. Side(s) can be equipped with ganging brackets, model 7892. Does not gang to seating units.</p>													
		S7905	-	-	-	-	735	781	870	1010	1118	1239	1487	1752
		S7905LF	-	-	-	-	938	984	1072	1213	1321	1442	1690	1955
		OVERALL DIMENSIONS			SEAT DIMENSIONS			BACK DIMENSIONS						
W D H			W D H			W H								
43 21.5 17			- - 17			- -								
RTA 00														

LOUNGE


CITI™ SQUARE C

DESCRIPTION	FEATURES	MODEL#	STANDARD FABRIC GRADES												
			1	2	3	4	5	6	7	8	9	10	11	12	
	Free standing unit only.		S7902	-	-	-	-	1665	1793	2038	2429	2729	3064	3753	4488
			S7902LF	-	-	-	-	2039	2172	2427	2833	3146	3494	4211	4975
OVERALL DIMENSIONS			SEAT DIMENSIONS			BACK DIMENSIONS									
W D H			W D H			W H									
50.5 31 30			42.5 19.5 17.5			42.5 12.5									
RTA 00															



Two Seater w/Arms - Single Cushion
 COM Yardage: 6.50
 Freight Class: 250
 Product Weight (lbs.): 108
 Cubic Feet Per Carton: 36

DESCRIPTION	FEATURES	MODEL#	STANDARD FABRIC GRADES												
			1	2	3	4	5	6	7	8	9	10	11	12	
	Free standing unit only. Tablets are Right Hand Seated (RT) or Left Hand Seated (LT).		S7902RT	-	-	-	-	2064	1637	1637	2858	1637	3519	4236	5000
			2064T	-	-	-	-	2064	1637	1637	2858	1637	3519	4236	5000
			S7902LFRT	-	-	-	-	2438	2571	2826	3232	3545	3893	4610	5374
			S7902LFLT	-	-	-	-	2438	2571	2826	3232	3545	3893	4610	5374
OVERALL DIMENSIONS			SEAT DIMENSIONS			BACK DIMENSIONS									
W D H			W D H			W H									
51.5 33.5 30			42.5 19.5 17.5			42.5 13.25									
RTA 00															



Two Seater w/Arms & Lam. Tablet - Single Cushion
 COM Yardage: 5.25
 Freight Class: 250
 Product Weight (lbs.): 115
 Cubic Feet Per Carton: 36

DESCRIPTION	FEATURES	MODEL#	STANDARD FABRIC GRADES												
			1	2	3	4	5	6	7	8	9	10	11	12	
	Free standing unit only. With both Left and Right Tablets.		S7902LRT	-	-	-	-	2463	2595	2851	3257	3570	3918	4635	5399
			S7902LFLRT	-	-	-	-	2837	2970	3225	3631	3944	4292	5009	5773
OVERALL DIMENSIONS			SEAT DIMENSIONS			BACK DIMENSIONS									
W D H			W D H			W H									
53.5 33.5 30			42.5 19.5 17.5			42.5 12.5									
RTA 00															


Two Seater w/Arms & Lam. Tablets - Single Cushion
 COM Yardage: 6.50
 Freight Class: 250
 Product Weight (lbs.): 125
 Cubic Feet Per Carton: 41.25

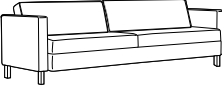
DESCRIPTION	FEATURES	MODEL#	STANDARD FABRIC GRADES												
			1	2	3	4	5	6	7	8	9	10	11	12	
	No ganging hardware. Armless side can be equipped with ganging brackets, model 7892. Arms are Right Hand Seated (RT) or Left Hand Seated (LT).		S7902R	-	-	-	-	1545	1652	1858	2186	2439	2721	3299	3917
			S7902L	-	-	-	-	1545	1652	1858	2186	2439	2721	3299	3917
			S7902LFR	-	-	-	-	1919	2026	2232	2560	2813	3094	3673	4290
			S7902LFL	-	-	-	-	1919	2026	2232	2560	2813	3094	3673	4290
OVERALL DIMENSIONS			SEAT DIMENSIONS			BACK DIMENSIONS									
W D H			W D H			W H									
48 31 30.75			42.5 19.5 17.5			42.5 13.25									
RTA 00															

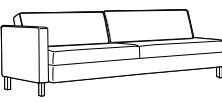
Two Seater w/One Arm - Single Cushion
 COM Yardage: 5.25
 Freight Class: 250
 Product Weight (lbs.): 91
 Cubic Feet Per Carton: 36

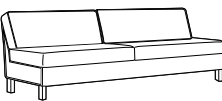
DESCRIPTION	FEATURES	MODEL#	STANDARD FABRIC GRADES												
			1	2	3	4	5	6	7	8	9	10	11	12	
	Free standing unit only. Tablets are Right Hand Seated (RT) or Left Hand Seated (LT).		S7902RRRT	-	-	-	-	1944	2051	2257	2585	2838	3119	3698	4315
			2064T	-	-	-	-	1944	2051	2257	2585	2838	3119	3698	4315
			S7902LFRRT	-	-	-	-	2318	2425	2631	2960	3212	3494	4072	5374
			S7902LFLRT	-	-	-	-	2318	2425	2631	2960	3212	3494	4072	4690
OVERALL DIMENSIONS			SEAT DIMENSIONS			BACK DIMENSIONS									
W D H			W D H			W H									
49 33.5 30.75			42.5 19.5 17.5			42.5 13.25									
RTA 00															

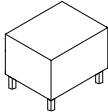
Two Seater w/One Arm & Lam. Tablet - Single Cushion
 COM Yardage: 5.25
 Freight Class: 250
 Product Weight (lbs.): 115
 Cubic Feet Per Carton: 36

DESCRIPTION	FEATURES	MODEL#	STANDARD FABRIC GRADES											
			1	2	3	4	5	6	7	8	9	10	11	12
 <p>Armless Two Seater - Single Cushion COM Yardage: 4.50 Freight Class: 250 Product Weight (lbs.): 85 Cubic Feet Per Carton: 36</p>	No ganging hardware. Armless side(s) can be equipped with ganging brackets, model 7892.	S7902NA	-	-	-	-	1545	1637	1814	2095	2312	2553	3049	3578
		S7902LFNA	-	-	-	-	1919	2011	2188	2469	2685	2927	3423	3952
		OVERALL DIMENSIONS			SEAT DIMENSIONS			BACK DIMENSIONS						
			W	D	H	W	D	H	W	D	H	W	H	
			42.5	31	30.75	42.5	19.5	17.5	42.5			13.25		
			RTA 00											

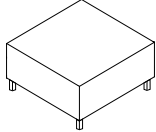

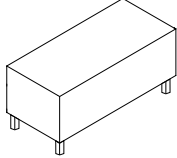

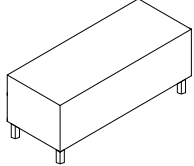

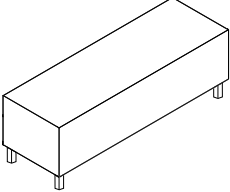

DESCRIPTION	FEATURES	MODEL#	STANDARD FABRIC GRADES											
			1	2	3	4	5	6	7	8	9	10	11	12
 <p>Four Seater w/Arms - Duo Cushion COM Yardage: 10.25 Freight Class: 250 Product Weight (lbs.): 185 Cubic Feet Per Carton: 69</p>	Free standing unit only.	S7904	-	-	-	-	3171	3380	3782	4423	4916	5465	6595	7801
		S7904LF	-	-	-	-	3977	4186	4588	5229	5722	6271	7401	8606
		OVERALL DIMENSIONS			SEAT DIMENSIONS			BACK DIMENSIONS						
			W	D	H	W	D	H	W	D	H	W	H	
			93.5	31	30	84	19.5	17.5	84			12.5		
			RTA 00											

DESCRIPTION	FEATURES	MODEL#	STANDARD FABRIC GRADES											
			1	2	3	4	5	6	7	8	9	10	11	12
 <p>Four Seater w/One Arm - Duo Cushion COM Yardage: 9.50 Freight Class: 250 Product Weight (lbs.): 165 Cubic Feet Per Carton: 61.50</p>	No ganging hardware. Armless side can be equipped with ganging brackets, model 7892. Arms are Right Hand Seated (RT) or Left Hand Seated (LT) .	S7904R	-	-	-	-	3103	3297	3670	4263	4721	5230	6277	7394
		S7904L	-	-	-	-	3103	3297	3670	4263	4721	5230	6277	7394
		S7904LFR	-	-	-	-	3909	4103	4476	5069	5527	6036	7083	8200
			OVERALL DIMENSIONS			SEAT DIMENSIONS			BACK DIMENSIONS					
			W	D	H	W	D	H	W	D	H	W	H	
			88	31	30.75	84	19.5	17.5	84			12.5		
			RTA 00											

DESCRIPTION	FEATURES	MODEL#	STANDARD FABRIC GRADES											
			1	2	3	4	5	6	7	8	9	10	11	12
 <p>Armless Four Seater - Single Cushion COM Yardage: 8.75 Freight Class: 250 Product Weight (lbs.): 155 Cubic Feet Per Carton: 61.50</p>	No ganging hardware. Armless side(s) can be equipped with ganging brackets, model 7892.	S7904NA	-	-	-	-	3103	3281	3625	4172	4593	5062	6026	7055
		S7904LFNA	-	-	-	-	3909	4087	4431	4978	5399	5868	6832	7861
		OVERALL DIMENSIONS			SEAT DIMENSIONS			BACK DIMENSIONS						
			W	D	H	W	D	H	W	D	H	W	H	
			85.5	31	30.75	84	19.5	17.5	84			12.5		
			RTA 00											

DESCRIPTION	FEATURES	MODEL#	STANDARD FABRIC GRADES											
			1	2	3	4	5	6	7	8	9	10	11	12
 <p>Cube End Table COM Yardage: N/A Freight Class: 100 Product Weight (lbs.): 51 Cubic Feet Per Carton: 5.50</p>	Free standing unit only. No ganging hardware. For Power/USB module please see electrical placement chart.	S7911	1231	-	-	-	-	-	-	-	-	-	-	-
		OVERALL DIMENSIONS			SEAT DIMENSIONS			BACK DIMENSIONS						
					W	D	H	W	D	H	W	D	H	W
			24	20	16	-	-	-	-			-		
			RTA 00											



DESCRIPTION	FEATURES	MODEL#	STANDARD FABRIC GRADES											
			1	2	3	4	5	6	7	8	9	10	11	12
 <p>Cube Square Coffee Table COM Yardage: N/A Freight Class: 100 Product Weight (lbs.): 86 Cubic Feet Per Carton: 10.75</p>	<p>Free standing unit only. No ganging hardware. For Power/USB module please see electrical placement chart.</p>	 S7912	1564	-	-	-	-	-	-	-	-	-	-	-
			OVERALL DIMENSIONS W D H			SEAT DIMENSIONS W D H			BACK DIMENSIONS W H					
			33	33	14	-	-	-	-	-				
			RTA 00											
 <p>Cube 40" Coffee Table COM Yardage: N/A Freight Class: 100 Product Weight (lbs.): 66 Cubic Feet Per Carton: 8</p>	<p>Free standing unit only. No ganging hardware. For Power/USB module please see electrical placement chart.</p>	 S7913	1481	-	-	-	-	-	-	-	-	-	-	-
			OVERALL DIMENSIONS W D H			SEAT DIMENSIONS W D H			BACK DIMENSIONS W H					
			40	20	14	-	-	-	-	-				
			RTA 00											
 <p>Cube Extended 60" Coffee Table COM Yardage: N/A Freight Class: 125 Product Weight (lbs.): 93 Cubic Feet Per Carton: 12</p>	<p>Free standing unit only. No ganging hardware. For Power/USB module please see electrical placement chart.</p>	 S7915	1935	-	-	-	-	-	-	-	-	-	-	-
			OVERALL DIMENSIONS W D H			SEAT DIMENSIONS W D H			BACK DIMENSIONS W H					
			60	20	14	-	-	-	-	-				
			RTA 00											
 <p>Cube Extended 72" Coffee Table COM Yardage: N/A Freight Class: 125 Product Weight (lbs.): 107 Cubic Feet Per Carton: 14.25</p>	<p>Free standing unit only. No ganging hardware. For Power/USB module please see electrical placement chart.</p>	 S7916	1980	-	-	-	-	-	-	-	-	-	-	-
			OVERALL DIMENSIONS W D H			SEAT DIMENSIONS W D H			BACK DIMENSIONS W H					
			72	20	14	-	-	-	-	-				
			RTA 00											


DAWSON TABLES




model 3374-G



model 3374-W



Glass Top (G)





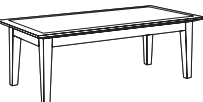
Wood Top (W)

STANDARD FEATURES

- Dawson tables feature elegant lines and details and were specifically created to offer a design-sensitive look that coordinates with the wood finishes and details of Global's lounge seating and desking.
- Tapered hardwood legs and edges
- Tops feature a sophisticated edge detail with frosted tempered safety glass or hardwood veneer inserts.
- Glass tops are 8 mm thick
- Tempered glass is lightly frosted on the bottom side of the top to create a slightly translucent look. The top side of the glass is not frosted to insure ease of cleaning.
- Shipped fully assembled.

OPTIONAL FEATURES

- Tables are available in Absolute (AAM), Black (BKM), Cherry (ACM), Espresso Cafe (ECM), English Oak (EOM), Fruitwood (TFM), Gray (HGM), Honey (AHM), Mahogany (TMM), Maple (AVM), Medium Walnut (MWM), Night (ASM), Shaker Cherry (SKM), Walnut (TWM), WC Cream (WTM), White (WHM) and Winter Cherry (WCE). Please Specify. Genuine maple faced veneers and solids are used.

DESCRIPTION	FEATURES	MODEL#	STANDARD FABRIC GRADES												
			1	2	3	4	5	6	7	8	9	10	11	12	
 <p>Square End Table COM Yardage: N/A Freight Class: 150 Product Weight (lbs.): 27 Cubic Feet Per Carton: 6.75</p>		3374-G (Glass Top)	1005	-	-	-	-	-	-	-	-	-	-	-	
		3374-W (Wood Top)	957	-	-	-	-	-	-	-	-	-	-	-	
		OVERALL DIMENSIONS			SEAT DIMENSIONS			BACK DIMENSIONS							
		W	D	H	W	D	H	W	H						
		22	22	17	-	-	-	-	-						
			RTA 00												
 <p>Square End Table COM Yardage: N/A Freight Class: 250 Product Weight (lbs.): 43 Cubic Feet Per Carton: 13.25</p>		3375-G (Glass Top)	1463	-	-	-	-	-	-	-	-	-	-	-	
		3375-W (Wood Top)	1343	-	-	-	-	-	-	-	-	-	-	-	
		OVERALL DIMENSIONS			SEAT DIMENSIONS			BACK DIMENSIONS							
		W	D	H	W	D	H	W	H						
		33	33	15	-	-	-	-	-						
			RTA 00												
 <p>Square End Table COM Yardage: N/A Freight Class: 150 Product Weight (lbs.): 45 Cubic Feet Per Carton: 11</p>		3376-G (Glass Top)	1463	-	-	-	-	-	-	-	-	-	-	-	
		3376-W (Wood Top)	1343	-	-	-	-	-	-	-	-	-	-	-	
		OVERALL DIMENSIONS			SEAT DIMENSIONS			BACK DIMENSIONS							
		W	D	H	W	D	H	W	H						
		21	42	15	-	-	-	-	-						
			RTA 00												

JARVIS™



model 3491



model 3492

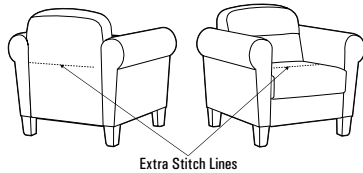
STANDARD FEATURES




- Featuring a timeless look with a sophisticated rolled arm
- Fully upholstered. Tapered wood legs.

OPTIONAL FEATURES

- Tapered wood legs are available in Absolute (AAM), Black (BKM), Cherry (ACM), Espresso Cafe (ECM), English Oak (EOM), Fruitwood (TFM), Gray (HGM), Honey (AHM), Mahogany (TMM), Maple (AVM), Medium Walnut (MWM), Night (ASM), Shaker Cherry (SKM), Walnut (TWM), WC Cream (WTM), White (WHM) and Winter Cherry (WCE). Please Specify. Genuine maple faced veneers and solids are used.

STITCH DETAIL WHEN UPHOLSTERED IN ALL LEATHER - ILLUSTRATIONS BELOW



DESCRIPTION	FEATURES	MODEL#	STANDARD FABRIC GRADES											
			1	2	3	4	5	6	7	8	9	10	11	12
 Lounge Chair COM Yardage: 4.75 Freight Class: 150 Product Weight (lbs.): 83 Cubic Feet Per Carton: 19.25		3491	1397	1509	1597	1731	1920	1987	2152	2468	2619	2912	3310	3806
		3491LM	-	-	-	-	1966	-	-	2515	2685	2959	3375	3871
				OVERALL DIMENSIONS			SEAT DIMENSIONS			BACK DIMENSIONS				
				W	D	H	W	D	H	W	H			
				33	29	31	21	19	17	21	14.5			
			RTA 00											
 Two Seat Sofa COM Yardage: 7 Freight Class: 250 Product Weight (lbs.): 114 Cubic Feet Per Carton: 41.25		3492	1881	2045	2176	2373	2651	2751	2994	3459	3682	4114	4700	5431
		3492LM	-	-	-	-	2897	-	-	3706	3956	4361	4973	5704
				OVERALL DIMENSIONS			SEAT DIMENSIONS			BACK DIMENSIONS				
				W	D	H	W	D	H	W	H			
				54	29	31	42.5	19	17	42.5	14.5			
			RTA 00											
 Three Seat Sofa COM Yardage: 9.25 Freight Class: 250 Product Weight (lbs.): 132 Cubic Feet Per Carton: 55.50		3493	2414	2603	2753	2977	3292	3409	3684	4214	4470	4964	5632	6466
		3493LM	-	-	-	-	3604	-	-	4525	4811	5271	5972	6806
				OVERALL DIMENSIONS			SEAT DIMENSIONS			BACK DIMENSIONS				
				W	D	H	W	D	H	W	H			
				74.5	29	31	64	19	17	64	14.5			
			RTA 00											



model 8434



model 8433-4



Optional Quilted Stitch Back (Q).



Optional 5 prong base with glides (G).



model 8435-2224



model 8436-1530

STANDARD FEATURES

- Jeo is a contemporary, retro - inspired series with versatility for a variety of workplace applications.
- The tailored box styling functions well in lounge, conferencing, collaboration and side/guest environments.
- Three seating models: swivel tilter with a 5 prong caster base, a swivel self-centering return with a stationary round pedestal base or a matching four legged Arm Chair.
- Model 8433-4 is standard with a 5 prong aluminum base with carpet casters (HC).
- Jeo also offers two styles of matching pedestal base occasional tables with a round or square laminate top, available in two height sizes --- 15" and 22" high.

OPTIONAL FEATURES

- Chairs can be upholstered in fabric, vinyl, leather or a combination of two or more materials. The upholstery surfaces are seamed together with tailored double stitch detailing.
- Chairs are available with an Optional Quilted Stitch back. Please specify (Q). Add \$140.00.
- Optional 5 prong aluminum base with glides. Please specify (G).
- Optional soft casters are available on the 5 prong base. Please specify (SC). Add \$87.00
- The round pedestal base and 4 legged frame are available in Chrome (CH) or Brushed Chrome (BCH). Please specify.
- Occasional tables are available in the following laminate finishes to coordinate with Global Desking and wood seating; Tiger Mahogany (TMA), Tiger Walnut (TWL), Tiger Maple (TMP), Tiger Fruitwood (TFW), Avant Cherry (AWC), Avant Honey (AWH), Constellation Java (CSJ), Brushed Cobalt (BRC), Dark Espresso (DES), Winter Cherry (WCR), White (WHT), Black (BLK), Absolute Acajou (ACJ), Asian Night (ASN), White Chocolate (WHC), Shaker Cherry (SKC) and Hayden Grey (HGT). Please Specify.

DESCRIPTION	FEATURES	MODEL#	STANDARD FABRIC GRADES											
			1	2	3	4	5	6	7	8	9	10	11	12



Self-Centering Lounge Chair on Pedestal Base

COM Yardage: 2.50
 Freight Class: 250
 Product Weight (lbs.): 50
 Cubic Feet Per Carton: 22

Ergonomic Features:
 C

8434	1508	1567	1614	1684	1783	1819	1906	2072	2152	2306	2515	2776
-------------	------	------	------	------	------	------	------	------	------	------	------	------

OVERALL DIMENSIONS			SEAT DIMENSIONS			BACK DIMENSIONS	
W	D	H	W	D	H	W	H
26	25	30-32.5	20	19	16.5-19	20	15



Swivel Tilter Chair

COM Yardage: 2.50
 Freight Class: 250
 Product Weight (lbs.): 50
 Cubic Feet Per Carton: 22

Ergonomic Features:
 A, B, C, S

8433-4	1023	1079	1124	1191	1286	1320	1404	1563	1639	1786	1987	2236
---------------	------	------	------	------	------	------	------	------	------	------	------	------

OVERALL DIMENSIONS			SEAT DIMENSIONS			BACK DIMENSIONS	
W	D	H	W	D	H	W	H
26	25	30-32.5	20	19	16.5-19	20	15



Arm Chair

COM Yardage: 2.50
 Freight Class: 250
 Product Weight (lbs.): 50
 Cubic Feet Per Carton: 22

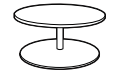
8437	995	1060	1111	1187	1295	1346	1444	1600	1721	1855	2130	2424
-------------	-----	------	------	------	------	------	------	------	------	------	------	------

OVERALL DIMENSIONS			SEAT DIMENSIONS			BACK DIMENSIONS	
W	D	H	W	D	H	W	H
26	25	34	20	19	18	20	15

DESCRIPTION	FEATURES	MODEL#	STANDARD FABRIC GRADES											
-------------	----------	--------	------------------------	--	--	--	--	--	--	--	--	--	--	--

			1	2	3	4	5	6	7	8	9	10	11	12
--	--	--	---	---	---	---	---	---	---	---	---	----	----	----

		8435-1524	926											
--	--	------------------	-----	--	--	--	--	--	--	--	--	--	--	--

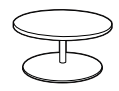


15" H Round End Table - 24" Dia. Top on Pedestal Base
 COM Yardage: n/a
 Freight Class: 150
 Product Weight (lbs.): 44
 Cubic Feet Per Carton: 10

OVERALL DIMENSIONS			SEAT DIMENSIONS			BACK DIMENSIONS	
W	Dia.	H	W	D	H	W	H
	24	15					

			1	2	3	4	5	6	7	8	9	10	11	12
--	--	--	---	---	---	---	---	---	---	---	---	----	----	----

		8435-1530	1081											
--	--	------------------	------	--	--	--	--	--	--	--	--	--	--	--



15" H Round Coffee Table - 30" Dia. Top on Pedestal Base
 COM Yardage: n/a
 Freight Class: 150
 Product Weight (lbs.): 44
 Cubic Feet Per Carton: 10

OVERALL DIMENSIONS			SEAT DIMENSIONS			BACK DIMENSIONS	
W	Dia.	H	W	D	H	W	H
	30	15					

			1	2	3	4	5	6	7	8	9	10	11	12
--	--	--	---	---	---	---	---	---	---	---	---	----	----	----

		8435-2224	1015											
--	--	------------------	------	--	--	--	--	--	--	--	--	--	--	--



22" H Round End Table - 24" Dia. Top on Pedestal Base
 COM Yardage: n/a
 Freight Class: 150
 Product Weight (lbs.): 44
 Cubic Feet Per Carton: 10

OVERALL DIMENSIONS			SEAT DIMENSIONS			BACK DIMENSIONS	
W	Dia.	H	W	D	H	W	H
	24	22					

			1	2	3	4	5	6	7	8	9	10	11	12
--	--	--	---	---	---	---	---	---	---	---	---	----	----	----

		8435-2230	1169											
--	--	------------------	------	--	--	--	--	--	--	--	--	--	--	--

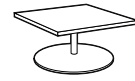


22" H Round Coffee Table - 30" Dia. Top on Pedestal Base
 COM Yardage: n/a
 Freight Class: 150
 Product Weight (lbs.): 44
 Cubic Feet Per Carton: 10

OVERALL DIMENSIONS			SEAT DIMENSIONS			BACK DIMENSIONS	
W	Dia.	H	W	D	H	W	H
	30	22					

			1	2	3	4	5	6	7	8	9	10	11	12
--	--	--	---	---	---	---	---	---	---	---	---	----	----	----

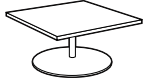
		8436-1524	926											
--	--	------------------	-----	--	--	--	--	--	--	--	--	--	--	--



15" H Square End Table - 24" Top on Pedestal Base
 COM Yardage: n/a
 Freight Class: 150
 Product Weight (lbs.): 44
 Cubic Feet Per Carton: 10

OVERALL DIMENSIONS			SEAT DIMENSIONS			BACK DIMENSIONS	
W	D	H	W	D	H	W	H
24	24	15					

DESCRIPTION	FEATURES	MODEL#	STANDARD FABRIC GRADES											
			1	2	3	4	5	6	7	8	9	10	11	12



15" H Square End Coffee - 30" Top on Pedestal Base
 COM Yardage: n/a
 Freight Class: 150
 Product Weight (lbs.): 44
 Cubic Feet Per Carton: 10

8436-1530 1081

OVERALL DIMENSIONS			SEAT DIMENSIONS			BACK DIMENSIONS	
W	D	H	W	D	H	W	H
30	30	15					



22" H Square End Table - 24" Top on Pedestal Base
 COM Yardage: n/a
 Freight Class: 150
 Product Weight (lbs.): 44
 Cubic Feet Per Carton: 10

8436-2224 1015

OVERALL DIMENSIONS			SEAT DIMENSIONS			BACK DIMENSIONS	
W	D	H	W	D	H	W	H
24	24	22					



22" H Square End Coffee - 30" Top on Pedestal Base
 COM Yardage: n/a
 Freight Class: 150
 Product Weight (lbs.): 44
 Cubic Feet Per Carton: 10

8436-2230 1169

OVERALL DIMENSIONS			SEAT DIMENSIONS			BACK DIMENSIONS	
W	D	H	W	D	H	W	H
30	30	22					

LUX



model LX2426AC



model LX8033S

STANDARD FEATURES

- Contemporary styling featuring luxurious cushioning.
- Sofa cushions are removable.
- Fully upholstered . Wood legs.
- Cylindrical bolsters included with two seat and three seat sofas.
- **This item may require a longer lead time. Please contact your Global sales representative for further information.

OPTIONAL FEATURES

- Wood frames are available in Absolute (AAM), Black (BKM), Cherry (ACM), Espresso Cafe (ECM), English Oak (EOM), Fruitwood (TFM), Gray (HGM), Honey (AHM), Mahogany (TMM), Maple (AVM), Medium Walnut (MWM), Night (ASM), Shaker Cherry (SKM), Walnut (TWM), WC Cream (WTM), White (WHM) and Winter Cherry (WCE). Please Specify. Genuine maple faced veneers and solids are used.
- Available in fabric, most vinyls and leather.

DESCRIPTION	FEATURES	MODEL#	STANDARD FABRIC GRADES											
-------------	----------	--------	------------------------	--	--	--	--	--	--	--	--	--	--	--



Side Chair
COM Yardage: 2
Freight Class: 300
Product Weight (lbs.): 20
Cubic Feet Per Carton: 11.60

	1	2	3	4	5	6	7	8	9	10	11	12
LX2226SC	699	774	806	852	919	943	1001	1112	1166	1269	1410	1584

OVERALL DIMENSIONS			SEAT DIMENSIONS			BACK DIMENSIONS	
W	D	H	W	D	H	W	H
22	26.5	35	16	19.5	19.5	24	18

RTA 00




Armchair
COM Yardage: 2.50
Freight Class: 250
Product Weight (lbs.): 27
Cubic Feet Per Carton: 12.60

	1	2	3	4	5	6	7	8	9	10	11	12
LX2426AC	909	1012	1056	1123	1218	1252	1336	1495	1571	1718	1919	2169

OVERALL DIMENSIONS			SEAT DIMENSIONS			BACK DIMENSIONS	
W	D	H	W	D	H	W	H
24.5	26.5	35	16	19.5	19.5	24	18

RTA 00

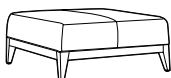


Lounge Chair
COM Yardage: 6
Freight Class: 250
Product Weight (lbs.): 65
Cubic Feet Per Carton: 21

	1	2	3	4	5	6	7	8	9	10	11	12
LX3433CH	1771	1994	2102	2263	2491	2573	2772	3154	3337	3691	4172	4772

OVERALL DIMENSIONS			SEAT DIMENSIONS			BACK DIMENSIONS	
W	D	H	W	D	H	W	H
34	33	33	-	-	-	-	-

RTA 00



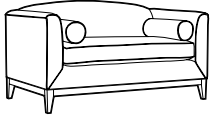
Ottoman
COM Yardage: 2.50
Freight Class: 250
Product Weight (lbs.): 40
Cubic Feet Per Carton: 12

	1	2	3	4	5	6	7	8	9	10	11	12
LX3636OTT	1691	1833	1877	1944	2040	2073	2157	2316	2392	2539	2740	2990

OVERALL DIMENSIONS			SEAT DIMENSIONS			BACK DIMENSIONS	
W	D	H	W	D	H	W	H
36	36	16	-	-	-	-	-

RTA 00

DESCRIPTION	FEATURES	MODEL#	STANDARD FABRIC GRADES											
-------------	----------	--------	------------------------	--	--	--	--	--	--	--	--	--	--	--

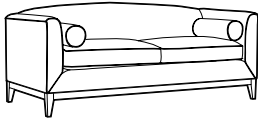


Two Seat Sofa w/Cylindrical bolsters.
 COM Yardage: 11
 Freight Class: 250
 Product Weight (lbs.): 90
 Cubic Feet Per Carton: 38

	1	2	3	4	5	6	7	8	9	10	11	12
LX6033S	1829	2168	2364	2660	3078	3228	3595	4293	4629	5278	6160	7258

OVERALL DIMENSIONS			SEAT DIMENSIONS			BACK DIMENSIONS	
W	D	H	W	D	H	W	H
60	33	33	20	18.5	18.5	20	16

RTA 00



Three Seat Sofa w/Cylindrical bolsters.
 COM Yardage: 14
 Freight Class: 250
 Product Weight (lbs.): 105
 Cubic Feet Per Carton: 50

	1	2	3	4	5	6	7	8	9	10	11	12
LX8033S	2633	3079	3329	3706	4237	4429	4895	5784	6212	7038	8159	9558

OVERALL DIMENSIONS			SEAT DIMENSIONS			BACK DIMENSIONS	
W	D	H	W	D	H	W	H
80	33	33	20	18.5	18.5	20	16

RTA 00

ML™



model ML2630



model ML7330

STANDARD FEATURES

- Modern seating with a distinctive retro design.
- Features a steel tube frame, legs and arms.
- Fully upholstered continuous seat and back cushions.
- Standard with non marring, clear glides.
- **This item may require a longer lead time. Please contact your Global sales representative for further information.

OPTIONAL FEATURES

- Available in five frame finish options. Please specify Chrome (CH), Brushed Chrome (BCH), Black (BLK), Designer White (DWT) or Tungsten (TUN). No upcharge applies. Please specify.
- Available in fabric, vinyl and leather.

DESCRIPTION	FEATURES	MODEL#	STANDARD FABRIC GRADES									
-------------	----------	--------	------------------------	--	--	--	--	--	--	--	--	--



Counter Height Stool - 24" Seat Height

COM Yardage: .50
 Freight Class: 250
 Product Weight (lbs.): 25
 Cubic Feet Per Carton: 5.30

	1	2	3	4	5	6	7	8	9	10	11	12
ML171724	1016	1029	1039	1055	1076	1086	1106	1137	1161	1188	1243	1302

OVERALL DIMENSIONS			SEAT DIMENSIONS			BACK DIMENSIONS	
W	D	H	W	D	H	W	H
17	17	24	17	16	23	-	-

RTA 00



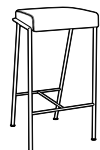
Bar Height Stool - 30" Seat Height

COM Yardage: .50
 Freight Class: 150
 Product Weight (lbs.): 25
 Cubic Feet Per Carton: 5.30

	1	2	3	4	5	6	7	8	9	10	11	12
ML171730	1048	1060	1069	1084	1103	1111	1128	1161	1177	1208	1250	1302

OVERALL DIMENSIONS			SEAT DIMENSIONS			BACK DIMENSIONS	
W	D	H	W	D	H	W	H
17	17	30	17	16	29	-	-

RTA 00



Bar Height Stool - 33" Seat Height

COM Yardage: .50
 Freight Class: 150
 Product Weight (lbs.): 25
 Cubic Feet Per Carton: 5.30

	1	2	3	4	5	6	7	8	9	10	11	12
ML171733	1068	1133	1143	1157	1175	1182	1199	1230	1246	1275	1315	1365

OVERALL DIMENSIONS			SEAT DIMENSIONS			BACK DIMENSIONS	
W	D	H	W	D	H	W	H
17	17	33	17	16	32	-	-

RTA 00



Ottoman

COM Yardage: 1
 Freight Class: 150
 Product Weight (lbs.): 23
 Cubic Feet Per Carton: 4

	1	2	3	4	5	6	7	8	9	10	11	12
ML2121	720	780	797	824	863	876	909	973	1003	1062	1142	1243

OVERALL DIMENSIONS			SEAT DIMENSIONS			BACK DIMENSIONS	
W	D	H	W	D	H	W	H
21	21	17	-	-	-	-	-

RTA 00

DESCRIPTION FEATURES MODEL# STANDARD FABRIC GRADES



Dining Chair
 COM Yardage: 2
 Freight Class: 150
 Product Weight (lbs.): 42
 Cubic Feet Per Carton: 10

MODEL#	1	2	3	4	5	6	7	8	9	10	11	12
ML2326	846	934	970	1023	1100	1127	1193	1320	1381	1500	1659	1860

OVERALL DIMENSIONS			SEAT DIMENSIONS			BACK DIMENSIONS	
W	D	H	W	D	H	W	H
23	26	30	20	18.5	18.5	20	16

RTA 00




Lounge Chair
 COM Yardage: 2.50
 Freight Class: 250
 Product Weight (lbs.): 50
 Cubic Feet Per Carton: 14

MODEL#	1	2	3	4	5	6	7	8	9	10	11	12
ML2630	1269	1390	1434	1501	1596	1630	1714	1873	1949	2096	2297	2547

OVERALL DIMENSIONS			SEAT DIMENSIONS			BACK DIMENSIONS	
W	D	H	W	D	H	W	H
26	30	34	23	20	18.5	18.5	20.5

RTA 00

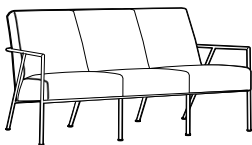


Two Seat Sofa
 COM Yardage: 5
 Freight Class: 250
 Product Weight (lbs.): 100
 Cubic Feet Per Carton: 60

MODEL#	1	2	3	4	5	6	7	8	9	10	11	12
ML4930	3345	3473	3574	3727	3943	4044	4241	4553	4794	5062	5613	6201

OVERALL DIMENSIONS			SEAT DIMENSIONS			BACK DIMENSIONS	
W	D	H	W	D	H	W	H
66	34	32	66	22	19	26	13

RTA 00



Three Seat Sofa
 COM Yardage: 7.5
 Freight Class: 250
 Product Weight (lbs.): 120
 Cubic Feet Per Carton: 80

MODEL#	1	2	3	4	5	6	7	8	9	10	11	12
ML7330	4610	4801	4953	5182	5506	5659	5953	6422	6783	7185	8012	8894

OVERALL DIMENSIONS			SEAT DIMENSIONS			BACK DIMENSIONS	
W	D	H	W	D	H	W	H
86	34	32	86	22	19	52	13

RTA 00

ML PARK



model ML4634CH



model ML8634

STANDARD FEATURES

- Armless modern lounge seating with a distinctive retro design.
- Features durable square metal legs.
- Fully upholstered continuous seat and back cushions with distinctive seams.
- **This item may require a longer lead time. Please contact your Global sales representative for further information.

OPTIONAL FEATURES

- Optional fixed back cushion (FC) is available on lounge models with upcharge. Please specify and add \$120.00 for ML4634, \$160.00 for ML6634, add \$200.00 for ML8634.
- Optional continuous seat cushion with no seams is available on lounge model (ML4634). Please specify SX and Add \$120.00.
- Available in five leg finish options. Please specify Chrome (CH), Brushed Chrome (BCH), Black (BLK), Designer White (DWT) or Tungsten (TUN). No upcharge applies. Please specify.
- All models are available in fabric, vinyl or leather.

DESCRIPTION	FEATURES	MODEL#	STANDARD FABRIC GRADES											
-------------	----------	--------	------------------------	--	--	--	--	--	--	--	--	--	--	--



Ottoman

COM Yardage: 1
 Freight Class: 150
 Product Weight (lbs.): 35
 Cubic Feet Per Carton: 12

	1	2	3	4	5	6	7	8	9	10	11	12
ML2634	1400	1427	1447	1478	1521	1541	1580	1643	1691	1745	1855	1973

OVERALL DIMENSIONS			SEAT DIMENSIONS			BACK DIMENSIONS	
W	D	H	W	D	H	W	H
26.75	26.75	18.25	26.75	-	20	-	-

RTA 00

	1	2	3	4	5	6	7	8	9	10	11	12
ML4634	2400	2554	2676	2859	3119	3240	3476	3851	4140	4461	5123	5828

OVERALL DIMENSIONS			SEAT DIMENSIONS			BACK DIMENSIONS	
W	D	H	W	D	H	W	H
42.75	34	32	42.75	22	19	27	13

RTA 00



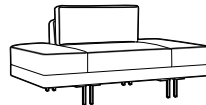
Lounge Chair

COM Yardage: 6
 Freight Class: 250
 Product Weight (lbs.): 85
 Cubic Feet Per Carton: 14

	1	2	3	4	5	6	7	8	9	10	11	12
ML6634	2591	2901	3043	3259	3563	3672	3938	4446	4691	5162	5804	6603

OVERALL DIMENSIONS			SEAT DIMENSIONS			BACK DIMENSIONS	
W	D	H	W	D	H	W	H
66	34	32	66	22	19	27	13

RTA 00



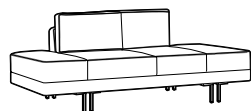
Two Seat Sofa

COM Yardage: 8
 Freight Class: 250
 Product Weight (lbs.): 120
 Cubic Feet Per Carton: 41

	1	2	3	4	5	6	7	8	9	10	11	12
ML8634	3420	3838	4036	4331	4749	4900	5265	5964	6300	6949	7830	8930

OVERALL DIMENSIONS			SEAT DIMENSIONS			BACK DIMENSIONS	
W	D	H	W	D	H	W	H
86	34	32	86	22	19	52	13

RTA 00



Three Seat Sofa

COM Yardage: 11
 Freight Class: 250
 Product Weight (lbs.): 145
 Cubic Feet Per Carton: 83

ORION™



model 8481



model 8482

STANDARD FEATURES

- Transitional style lounge seating. Available with either Wood Arm Caps or Upholstered Arms. All models are standard in Wood Legs.

OPTIONAL FEATURES

- Lounge Chairs are optional with two Tungsten Metal Legs, front Casters and Chrome Back Pull Handle available only when mobility is desired. This mobility package is available with both the Wood armcap and Upholstered arm models. Please specify model preference and use the HC code and add \$91.

- Ottoman is available with Tungsten metal legs. Please specify TUN for the metal leg option.
- Laminate tablet arm is available on upholstered arms only in standard laminate finishes. Please specify L-TBL (left tablet) or R-TBL (right tablet) and add \$246.
- Wood Arm Caps and Legs are available in standard wood seating finishes. Please specify. Genuine maple faced veneers and solids are used.
- Available in fabric, vinyl and leather.

DESCRIPTION	FEATURES	MODEL#	STANDARD FABRIC GRADES											
-------------	----------	--------	------------------------	--	--	--	--	--	--	--	--	--	--	--




Lounge Chair

COM Yardage: 4
 Freight Class: 250
 Product Weight (lbs.): 60
 Cubic Feet Per Carton: 22

	1	2	3	4	5	6	7	8	9	10	11	12
8481	1030	1172	1244	1351	1503	1558	1691	1945	2067	2303	2623	3023
Wood armcaps												
8481U	1030	1172	1244	1351	1503	1558	1691	1945	2067	2303	2623	3023
Upholstered arms												
OVERALL DIMENSIONS			SEAT DIMENSIONS			BACK DIMENSIONS						
W	D	H	W	D	H	W	H					
29	31	34.5	21.5	19.5	17	21.5	20.5					

RTA 00




Two Seat Sofa

COM Yardage: 7
 Freight Class: 250
 Product Weight (lbs.): 95
 Cubic Feet Per Carton: 37

	1	2	3	4	5	6	7	8	9	10	11	12
8482	1348	1573	1698	1886	2153	2249	2481	2926	3140	3553	4113	4813
Wood armcaps												
8482U	1348	1573	1698	1886	2153	2249	2481	2926	3140	3553	4113	4813
Upholstered arms												
OVERALL DIMENSIONS			SEAT DIMENSIONS			BACK DIMENSIONS						
W	D	H	W	D	H	W	H					
50	31	34.5	42.5	19.5	17	42.5	20.5					

RTA 00

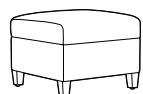


Three Seat Sofa

COM Yardage: 11
 Freight Class: 250
 Product Weight (lbs.): 125
 Cubic Feet Per Carton: 57

	1	2	3	4	5	6	7	8	9	10	11	12
8483	1704	2036	2233	2529	2947	3097	3463	4162	4498	5147	6029	7127
Wood armcaps												
8483U	1704	2036	2233	2529	2947	3097	3463	4162	4498	5147	6029	7127
Upholstered arms												
OVERALL DIMENSIONS			SEAT DIMENSIONS			BACK DIMENSIONS						
W	D	H	W	D	H	W	H					
71	31	34.5	63.5	19.5	17	63.5	20.5					

RTA 00



Ottoman

COM Yardage: 2
 Freight Class: 250
 Product Weight (lbs.): 15
 Cubic Feet Per Carton: 7

	1	2	3	4	5	6	7	8	9	10	11	12
8484	402	468	503	557	634	661	727	854	915	1034	1193	1394
OVERALL DIMENSIONS			SEAT DIMENSIONS			BACK DIMENSIONS						
W	D	H	W	D	H	W	H					
17	22	17	-	-	-	-	-					

RTA 00

PRAIRIE™



model 3481



model 3482

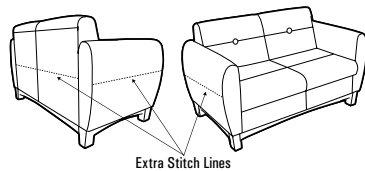
STANDARD FEATURES



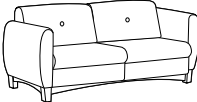
- Featuring, gently barrel shaped arms that provide an attractive appearance.
- Fully upholstered. Tapered wood skirt and legs.
- Series includes lounge chair, two seat and three seat sofa.

OPTIONAL FEATURES

- Tapered wood legs are available in Absolute (AAM), Black (BKM), Cherry (ACM), Espresso Cafe (ECM), English Oak (EOM), Fruitwood (TFM), Gray (HGM), Honey (AHM), Mahogany (TMM), Maple (AVM), Medium Walnut (MWM), Night (ASM), Shaker Cherry (SKM), Walnut (TWM), WC Cream (WTM), White (WHM) and Winter Cherry (WCE). Please specify. Genuine maple faced veneers and solids are used.

STITCH DETAIL WHEN UPHOLSTERED IN ALL LEATHER - ILLUSTRATIONS BELOW



DESCRIPTION	FEATURES	MODEL#	STANDARD FABRIC GRADES											
			1	2	3	4	5	6	7	8	9	10	11	12
 Lounge Chair COM Yardage: 4.25 Freight Class: 150 Product Weight (lbs.): 80 Cubic Feet Per Carton: 19.25		3481	1368	1490	1587	1731	1936	2010	2187	2530	2696	3012	3444	3981
		3481LM	-	-	-	-	1963	-	-	2558	2740	3039	3492	4028
			Leather/Mock Leather											
			OVERALL DIMENSIONS			SEAT DIMENSIONS			BACK DIMENSIONS					
			W	D	H	W	D	H	W	H				
		32	29	30.5	21	19	16	21	14.5					
			RTA 00											
 Two Seat Sofa COM Yardage: 6.25 Freight Class: 250 Product Weight (lbs.): 106 Cubic Feet Per Carton: 41.25		3482	1943	2100	2225	2412	2680	2775	3007	3452	3664	4078	4639	5339
		3482LM	-	-	-	-	2726	-	-	3498	3737	4124	4711	5410
			Leather/Mock Leather											
			OVERALL DIMENSIONS			SEAT DIMENSIONS			BACK DIMENSIONS					
			W	D	H	W	D	H	W	H				
		52.5	29	30.5	42	19	16	42	14.5					
			RTA 00											
 Three Seat Sofa COM Yardage: 9.50 Freight Class: 250 Product Weight (lbs.): 150 Cubic Feet Per Carton: 55.50		3483	2443	2631	2780	3005	3322	3438	3713	4243	4498	4991	5659	6493
		3483LM	-	-	-	-	3660	-	-	4582	4868	5329	6028	6863
			Leather/Mock Leather											
			OVERALL DIMENSIONS			SEAT DIMENSIONS			BACK DIMENSIONS					
			W	D	H	W	D	H	W	H				
		73.5	29	30.5	63.5	19	16	63.5	14.5					
			RTA 00											

RIVER



Sample Layout



Sample Layout

STANDARD FEATURES

- A modular seating series that is composed of modular linking units in straight, curved and corner units. Soft seating models are available with standard height, high and extended high backs. All linking units can be used together in any combination to create a wide variety of layouts.
- The unique tapered legs (swaged legs) are made of welded steel, heavy duty construction, with each leg bolted directly to the frame. The extremely robust construction insures trouble free performance in any environment. All units except for the Laptop Tables have the same leg height of 6.5". The leg height makes it easier to clean under the product.
- Each leg is standard with adjustable black leveling glides and are non-marking. Wood legs and casters are not available.
- All cushions are fixed and non-removable (cushions will not migrate). Perimeter seams feature a decorative single stitch detail, which makes seams lay flat and adds extra seam strength.
- Seating frames are heavy duty with interlocking plywood, puzzle box construction, made for rugged active environments. Seats are high density with highly resilient foam and are equipped with a synthetic rubberized webbing suspension system for extra comfort.
- Front edge or face of the seat, angles slightly inward, so feet have freedom of movement and shoe heels don't rub on the seat. This inward slanting matches the inward angles of the back. Benches and connecting end tables also reflect the inward angles on the front and back faces, so all units coordinate in visual appearance.
- High Traffic (HT) units are also available and are listed separately. Please see page 17-26 for High Traffic Models.
- Most units can be ganged together with a quick connect, disconnect feature. Ganging hardware is standard and is factory installed. Ganging hardware swivels out of sight when not in use.

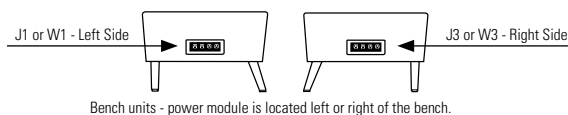
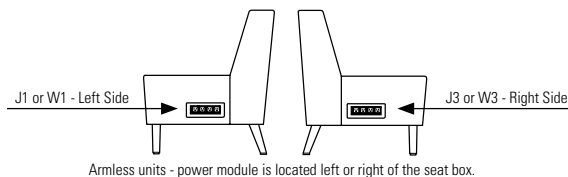
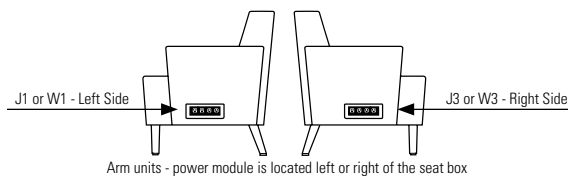
OPTIONAL FEATURES

- Most tables and seating units can be specified with Power/USB terminals, which includes two power outlets, two double USB terminals and a black 60" three-prong power cord. Each Power/USB module is set in predetermined locations, as shown in the electrical illustrations below. Electrical units must be factory installed.
- To add a Power/USB module: From the electrical illustrations below, please specify J1, W1, J2, W2, J3, W4, J4, W4, J6 or W6 after the product model number. Please note on seating units, if both right and left locations are required, add both J1/J3 or W1/W3 to the model number. Add \$635.00 for each module/location required.
- Power/USB modules are available with either Jet Black (J) face plate with black Power/USB receptacles or with a White (W) face plate with white Power/USB receptacles.
- Tables are made with high pressure laminate and are offered in the following finishes: Absolute Acajou (ACJ), Asian Night (ASN), Avant Cherry (AWC), Avant Honey (AWH), Black (BLK), Brush Cobalt (BRC), Dark Espresso (DES), Hayden Grey (HGT), Quartered Mahogany (QTM), Shaker Cherry (SKC), Storm Grey (SOG), Tiger Fruitwood (TFW), Tiger Mahogany (TMA), Tiger Maple (TMP), Tiger Walnut (TWL), White (WHT), White Chocolate (WHC), Willow Grey (WGY) and Winter Cherry (WCR). Please Specify. Custom High Pressure laminate finishes will be considered upon request.
- The metal legs are standard in Chrome (CHR). Tungsten (TUN) and Black (BLK) finishes are also available at no up charge. Laptop tables bases are only available in Tungsten (TUN) and Black (BLK) finishes.
- All models are available in fabric or vinyl. Leather upholstery is available upon special request and is only recommended for seat use. If more than one fabric or a fabric/vinyl leather combination is required, please fill out a "Seating Multiple Textile" form, specifying each fabric location. Please contact Customercare for more information.

ELECTRICAL PLACEMENT

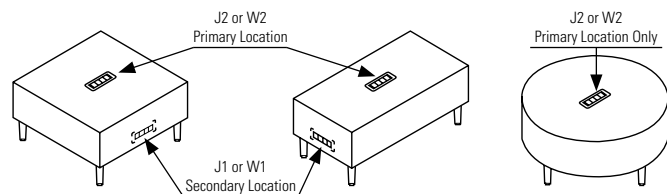
Soft Seating

Locations available on left side J1 (black) or W1 (white), right side J3 (black), or W3 (white) or both sides J1/J3 (black) or W1/W3 (white).

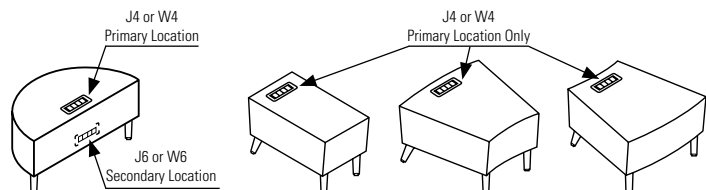


Coffee/End Tables

Primary location is on the top of the unit, centered J2 (black) or W2 (white). Secondary Location is end/side of the unit J1 (black) or W1 (white).




Primary location is on the top rear/edge of the unit J4 (black) or W4 (white). Secondary Location is the back side of the unit J6 (black) or W6 (white).



SAMPLE LAYOUTS


RVR101 (Layout 1)



Qty	Model Number	Description	Dimensions	List Price
4	7710NA	Armless IS Curve - Two Seat - Standard Back	55 x 29.5 x 32	2096 x 4
1	7737W6	42" Half Round Laminate Coffee Table w/ W6 Rear Power/USB Module	42 x 21 x 17 upcharge	943 635

SAMPLE LAYOUT TOTAL (Starting at Grade 1) \$9,962


RVR102 (Layout 2)



Qty	Model Number	Description	Dimensions	List Price
8	7714NA	Armless OS Curve - Two Seater - High Back	54 x 29.5 x 41.5	2500 x 8

SAMPLE LAYOUT TOTAL (Starting at Grade 1) \$20,000

RVR103 (Layout 3)



Qty	Model Number	Description	Dimensions	List Price
6	7712NA	Armless IS Curve - Two Seater - Extended Back	55 x 29.5 x 47	2930 x 6
1	7734W2	36" Dia - Round Laminate Coffee Table w/ W2 Center Power/USB Module	36 x 36 x 17 upcharge	1099 635

SAMPLE LAYOUT TOTAL (Starting at Grade 1) \$19,314


RVR104 (Layout 4)



Qty	Model Number	Description	Dimensions	List Price
2	7712NA	Armless IS Curve - Two Seater - Extended Back	55 x 29.5 x 47	2930 x 2
2	7712NAW3	Armless IS Curve - Two Seater - Extended Back w/ W3 Right Power/USB Module	55 x 29.5 x 47 upcharge	2930 x 2 635 x 2
2	7726	IS Curve - Two Seater Bench	54 x 28 x 17.5	1778 x 2
1	7734	36" Dia - Round Laminate Coffee Table	36 x 36 x 17	1099

SAMPLE LAYOUT TOTAL (Starting at Grade 1) \$17,645

RVR105 (Layout 5)



Qty	Model Number	Description	Dimensions	List Price
3	7711NA	Armless IS Curve - Two Seater - High Back	55 x 29.5 x 41.5	2662 x 3
3	7712NAW3	Armless IS Curve - Two Seater - Extended Back w/ W3 Right Power/USB Module	55 x 29.5 x 47 upcharge	2930 x 3 635 x 2
1	7738	Rectangular Laminate End Table	15 x 26.5 x 17	892
2	7743	18" Dia. Round Laminate Laptop Table	18 x 18 x 25.25	530 x 2

SAMPLE LAYOUT TOTAL (Starting at Grade 1) \$19,998

SAMPLE LAYOUTS

RVR106 (Layout 6)



Qty	Model Number	Description	Dimensions	List Price
1	7709R	Three Seater - Extended Back w/Right Arm	75 x 29.5 x 47	3990
1	7709L	Three Seater - Extended Back w/Left Arm	75 x 29.5 x 47	3990
1	7718	Armless Corner Unit - Extended Back	38 x 38. x 47	3435
1	7732W2	36" Square Laminate Coffee Table w/ W2 Center Power/USB Module	36 x 36. x 17 upcharge	1006 635

SAMPLE LAYOUT TOTAL (Starting at Grade 1) \$13,056


RVR107 (Layout 7)



Qty	Model Number	Description	Dimensions	List Price
1	7704NA	Armless Two Seater - Standard. Back	48.5 x 29.5 x 32	1814
2	7716	Armless Corner Unit - Standard. Back	38 x 38 x 32	2561 x 2
1	7725	Two Seater Bench	48.5 x 28 x 17.5	1309
1	7728	Square Single Seater Bench	24.5 x 29 x 17.5	894
1	7731	30" Square Laminate Coffee Table	30 x 30 x 17	885

SAMPLE LAYOUT TOTAL (Starting at Grade 1) \$10,024

RVR108 (Layout 8)



Qty	Model Number	Description	Dimensions	List Price
2	7708NAW3	Armless Three Seater - High Back w/ W3 Right Power/USB Module	75 x 29.5 x 41.5 upcharge	3440 x 2 635 x 2
2	7708NAW1	Armless Three Seater - High Back w/ W1 Left Power/USB Module	72.5 x 29.5 x 41.5 upcharge	3440 x 2 635 x 2
2	7745	16" Square Laminate Laptop Table	16 x 16 x 25.25	519 x 2

SAMPLE LAYOUT TOTAL (Starting at Grade 1) \$17,338

RVR109 (Layout 9)



Qty	Model Number	Description	Dimensions	List Price
2	7702	Lounge Chair - High Back w/Arms	29.5 x 29.5 x 41.5	1940 x 2
1	7708NAW1	Armless Three Seater - High Back w/ W1 Left Power/USB Module	72.5 x 29.5 x 41.5 upcharge	3440 635
1	7708NAW3	Armless Three Seater - High Back w/ W3 Right Power/USB Module	72.5 x 29.5 x 41.5 upcharge	3440 635
1	7733	Rectangular Laminate Coffee Table	40 x 20 x 17	890


SAMPLE LAYOUT TOTAL (Starting at Grade 1) \$12,920


RVR110 (Layout 10)

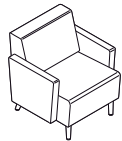


Qty	Model Number	Description	Dimensions	List Price
1	7705NAW3	Armless Two Seater - High Back w/ W3 Right Power/USB Module	48.5 x 29.5 x 41.5 upcharge	2223 635
1	7705NAW1	Armless Two Seater - High Back w/ W1 Left Power/USB Module	48.5 x 29.5 x 41.5 upcharge	2223 635
1	7708NA	Armless Three Seater - High Back	72.5 x 29.5 x 41.5	3440
1	7708NAW3	Armless Three Seater - High Back w/ W3 Right Power/USB Module	72.5 x 29.5 x 41.5 upcharge	3440 635
1	7708NAW1	Armless Three Seater - High Back w/ W1 Left Power/USB Module	72.5 x 29.5 x 41.5 upcharge	3440 635
2	7717	Armless Corner Unit - High Back	38 x 38. x 41.5	3243 x 2
3	7745	16" Square Laminate Laptop Table	16 x 16 x 25.25	519 x 3

SAMPLE LAYOUT TOTAL (Starting at Grade 1) \$25,349

DESCRIPTION	FEATURES	MODEL#	STANDARD FABRIC GRADES		
RVR111 (Layout 11) 	Qty	Model Number	Description	Dimensions	List Price
	2	7701NA	Armless One Seater - Standard Back	24.5 x 29.5 x 32	1162 x 2
	4	7710NA	Armless IS Curve - Two Seat - Standard Back	55 x 29.5 x 32	2096 x 4
	2	7743	18" Dia. Round Laminate Laptop Table	18 x 18 x 25.25	530 x 2
	2	PN2760NGS	27"h Narrow Credenza w/Sliding Glass Doors (See Desking price book for more information)	20 x 60 x 27	1564 x 2
SAMPLE LAYOUT TOTAL (Starting at Grade 1)					\$14,896

RVR112 (Layout 12) 	Qty	Model Number	Description	Dimensions	List Price
	2	7711NA	Armless IS Curve - Two Seater - High Back	55 x 29.5 x 41.5	2662 x 2
	6	7712NA	Armless IS Curve - Two Seater - Extended Back	55 x 29.5 x 47	2930 x 6
	1	7709NA	Armless Three Seater - Extended Back	72.5 x 29.5 x 47	3723
	2	7734	36"Dia - Round Laminate Coffee Table	36 x 36 x 17	1099 x 21099
SAMPLE LAYOUT TOTAL (Starting at Grade 1)					\$28,825




Lounge Chair - Standard Back w/Arms
 COM Yardage: 4
 Freight Class: 250
 Product Weight (lbs.): 56
 Cubic Feet Per Carton: 21.75

For Power/USB module please see electrical placement chart. No ganging hardware.

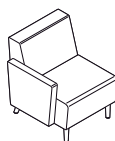
	1	2	3	4	5	6	7	8	9	10	11	12
7701	1692	1798	1882	2008	2187	2251	2408	2706	2850	3127	3504	3974

OVERALL DIMENSIONS			SEAT DIMENSIONS			BACK DIMENSIONS	
W	D	H	W	D	H	W	H
29.5	29.5	32	24	19	18	24	14

RTA 00



7701L (Left Arm)



7701R (Right Arm)


Lounge Chair - Standard w/One Arm
 COM Yardage: 3.25
 Freight Class: 250
 Product Weight (lbs.): 46
 Cubic Feet Per Carton: 21.75

For Power/USB module please see electrical placement chart. Includes ganging hardware (1 side).

	1	2	3	4	5	6	7	8	9	10	11	12
7701L	1430	1517	1585	1688	1833	1886	2013	2255	2372	2598	2904	3285
7701R	1430	1517	1585	1688	1833	1886	2013	2255	2372	2598	2904	3285

OVERALL DIMENSIONS			SEAT DIMENSIONS			BACK DIMENSIONS	
W	D	H	W	D	H	W	H
27	29.5	32	24	19	18	24	14

RTA 00




Armless Lounge Chair - Standard Back
 COM Yardage: 2.50
 Freight Class: 300
 Product Weight (lbs.): 36
 Cubic Feet Per Carton: 21.75



For Power/USB module please see electrical placement chart. Includes ganging hardware (2 sides).


	1	2	3	4	5	6	7	8	9	10	11	12
7701NA	1162	1229	1282	1361	1473	1513	1611	1797	1887	2060	2296	2590

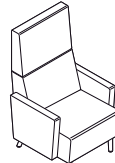
OVERALL DIMENSIONS			SEAT DIMENSIONS			BACK DIMENSIONS	
W	D	H	W	D	H	W	H
24.5	29.5	32	24	19	18	24	14

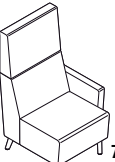
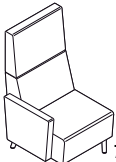
RTA 00

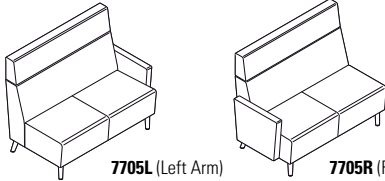
DESCRIPTION	FEATURES	MODEL#	STANDARD FABRIC GRADES											
			1	2	3	4	5	6	7	8	9	10	11	12
 <p>Lounge Chair - High Back w/Arms COM Yardage: 4.50 Freight Class: 250 Product Weight (lbs.): 60 Cubic Feet Per Carton: 27.50</p>	<p>For Power/USB module please see electrical placement chart. No ganging hardware.</p>	7702	1940	2060	2155	2297	2498	2570	2746	3082	3244	3556	3980	4508
		OVERALL DIMENSIONS			SEAT DIMENSIONS			BACK DIMENSIONS						
		W	D	H	W	D	H	W	H					
			29.5	29.5	41.5	24	19	18	24	24				
			RTA 00											


DESCRIPTION	FEATURES	MODEL#	STANDARD FABRIC GRADES											
			1	2	3	4	5	6	7	8	9	10	11	12
 <p>7702L (Left Arm)</p>	 <p>7702R (Right Arm)</p>	7702L	1677	1777	1856	1975	2142	2202	2349	2629	2764	3024	3377	3817
		7702R	1677	1777	1856	1975	2142	2202	2349	2629	2764	3024	3377	3817
		OVERALL DIMENSIONS			SEAT DIMENSIONS			BACK DIMENSIONS						
			29.5	29.5	41.5	24	19	18	24	24				
			RTA 00											


DESCRIPTION	FEATURES	MODEL#	STANDARD FABRIC GRADES											
			1	2	3	4	5	6	7	8	9	10	11	12
 <p>Armless Lounge Chair - High Back COM Yardage: 3 Freight Class: 300 Product Weight (lbs.): 40 Cubic Feet Per Carton: 27.50</p>	<p>For Power/USB module please see electrical placement chart. Includes ganging hardware (2 sides).</p>	7702NA	1410	1490	1553	1648	1782	1830	1948	2172	2280	2488	2770	3123
		OVERALL DIMENSIONS			SEAT DIMENSIONS			BACK DIMENSIONS						
		W	D	H	W	D	H	W	H					
			24.5	29.5	41.5	24	19	18	24	24				
			RTA 00											

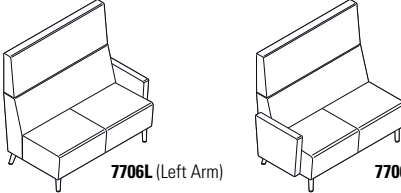
DESCRIPTION	FEATURES	MODEL#	STANDARD FABRIC GRADES											
			1	2	3	4	5	6	7	8	9	10	11	12
 <p>Lounge Chair - Extended Back w/Arms COM Yardage: 4.75 Freight Class: 250 Product Weight (lbs.): 64 Cubic Feet Per Carton: 31.50</p>	<p>For Power/USB module please see electrical placement chart. No ganging hardware.</p>	7703	2248	2373	2473	2623	2836	2912	3098	3453	3623	3952	4400	4958
		OVERALL DIMENSIONS			SEAT DIMENSIONS			BACK DIMENSIONS						
		W	D	H	W	D	H	W	H					
			29.5	29.5	47	24	19	18	24	29				
			RTA 00											


DESCRIPTION	FEATURES	MODEL#	STANDARD FABRIC GRADES											
			1	2	3	4	5	6	7	8	9	10	11	12
 <p>7703L (Left Arm)</p>	 <p>7703R (Right Arm)</p>	7703L	1985	2091	2175	2301	2480	2544	2700	2999	3143	3420	3797	4267
		7703R	1985	2091	2175	2301	2480	2544	2700	2999	3143	3420	3797	4267
		OVERALL DIMENSIONS			SEAT DIMENSIONS			BACK DIMENSIONS						
			29.5	29.5	47	24	19	18	24	29				
			RTA 00											

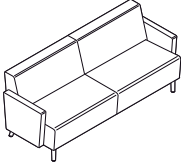
DESCRIPTION	FEATURES	MODEL#	STANDARD FABRIC GRADES											
			1	2	3	4	5	6	7	8	9	10	11	12
 <p>7705L (Left Arm) 7705R (Right Arm)</p> <p>Two Seater - High Back w/One Arm COM Yardage: 5.75 Freight Class: 300 Product Weight (lbs.): 87 Cubic Feet Per Carton: 54</p> <p>For Power/USB module please see electrical placement chart. Includes ganging hardware (1 side).</p>		7705L	2490	2642	2763	2944	3201	3294	3518	3948	4155	4553	5095	5770
		7705R	2490	2642	2763	2944	3201	3294	3518	3948	4155	4553	5095	5770
			OVERALL DIMENSIONS			SEAT DIMENSIONS			BACK DIMENSIONS					
			W	D	H	W	D	H	W	H				
			51	29.5	41.5	48	19	18	48	24				
			RTA 00											

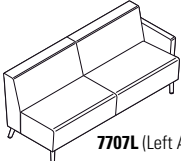
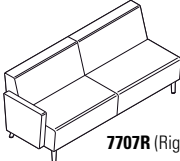
DESCRIPTION	FEATURES	MODEL#	STANDARD FABRIC GRADES											
			1	2	3	4	5	6	7	8	9	10	11	12
 <p>7705NA</p> <p>Armless Two Seater - High Back COM Yardage: 5.25 Freight Class: 300 Product Weight (lbs.): 77 Cubic Feet Per Carton: 54</p> <p>For Power/USB module please see electrical placement chart. Includes ganging hardware (2 sides).</p>		7705NA	2223	2362	2473	2639	2873	2958	3163	3555	3744	4108	4602	5219
				OVERALL DIMENSIONS			SEAT DIMENSIONS			BACK DIMENSIONS				
			W	D	H	W	D	H	W	H				
			48.5	29.5	41.5	48	19	18	48	24				
			RTA 00											

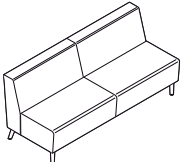
DESCRIPTION	FEATURES	MODEL#	STANDARD FABRIC GRADES											
			1	2	3	4	5	6	7	8	9	10	11	12
 <p>7706</p> <p>Two Seater - Extended Back w/Arms COM Yardage: 7 Freight Class: 300 Product Weight (lbs.): 102 Cubic Feet Per Carton: 62.75</p> <p>For Power/USB module please see electrical placement chart. No ganging hardware.</p>		7706	2905	3091	3238	3459	3772	3885	4158	4681	4933	5418	6077	6899
				OVERALL DIMENSIONS			SEAT DIMENSIONS			BACK DIMENSIONS				
			W	D	H	W	D	H	W	H				
			53.5	29.5	47	48	19	18	48	29				
			RTA 00											

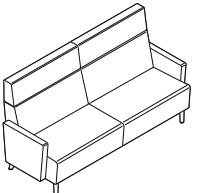
DESCRIPTION	FEATURES	MODEL#	STANDARD FABRIC GRADES											
			1	2	3	4	5	6	7	8	9	10	11	12
 <p>7706L (Left Arm) 7706R (Right Arm)</p> <p>Two Seater - Extended Back w/One Arm COM Yardage: 6.25 Freight Class: 300 Product Weight (lbs.): 92 Cubic Feet Per Carton: 62.75</p> <p>For Power/USB module please see electrical placement chart. Includes ganging hardware (1 side).</p>		7706L	2642	2807	2938	3136	3415	3515	3760	4227	4451	4885	5473	6207
		7706R	2642	2807	2938	3136	3415	3515	3760	4227	4451	4885	5473	6207
			OVERALL DIMENSIONS			SEAT DIMENSIONS			BACK DIMENSIONS					
			W	D	H	W	D	H	W	H				
			51	29.5	47	48	19	18	48	29				
			RTA 00											


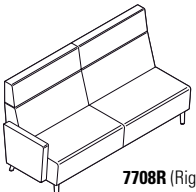
DESCRIPTION	FEATURES	MODEL#	STANDARD FABRIC GRADES											
			1	2	3	4	5	6	7	8	9	10	11	12
 <p>7706NA</p> <p>Armless Two Seater - Extended Back COM Yardage: 5.75 Freight Class: 300 Product Weight (lbs.): 82 Cubic Feet Per Carton: 62.75</p> <p>For Power/USB module please see electrical placement chart. Includes ganging hardware (2 sides).</p>		7706NA	2374	2527	2648	2829	3086	3179	3403	3833	4040	4438	4980	5655
				OVERALL DIMENSIONS			SEAT DIMENSIONS			BACK DIMENSIONS				
			W	D	H	W	D	H	W	H				
			48.5	29.5	47	48	19	18	48	29				
			RTA 00											


DESCRIPTION	FEATURES	MODEL#	STANDARD FABRIC GRADES													
			1	2	3	4	5	6	7	8	9	10	11	12		
 <p>Three Seater - Standard Back w/Arms COM Yardage: 8.25 Freight Class: 250 Product Weight (lbs.): 133 Cubic Feet Per Carton: 54</p>	<p>For Power/USB module please see electrical placement chart. No ganging hardware.</p>	7707	3480	3697	3871	4132	4500	4633	4955	5572	5868	6440	7217	8186		
		OVERALL DIMENSIONS			SEAT DIMENSIONS			BACK DIMENSIONS								
		W	D	H	W	D	H	W	H							
			77.5	29.5	32	72	19	18	72	14						
			RTA 00													

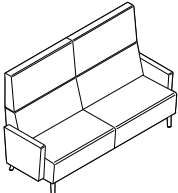
DESCRIPTION	FEATURES	MODEL#	STANDARD FABRIC GRADES													
			1	2	3	4	5	6	7	8	9	10	11	12		
 <p>7707L (Left Arm)</p>  <p>7707R (Right Arm)</p> <p>Three Seater - Standard Back w/One Arm COM Yardage: 7.75 Freight Class: 250 Product Weight (lbs.): 123 Cubic Feet Per Carton: 54</p>	<p>For Power/USB module please see electrical placement chart. Includes ganging hardware (1 side).</p>	7707L	3218	3422	3585	3830	4176	4301	4604	5183	5461	5999	6729	7639		
		OVERALL DIMENSIONS			SEAT DIMENSIONS			BACK DIMENSIONS								
		W	D	H	W	D	H	W	H							
			75	29.5	32	72	19	18	72	14						
			RTA 00													


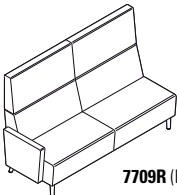
DESCRIPTION	FEATURES	MODEL#	STANDARD FABRIC GRADES													
			1	2	3	4	5	6	7	8	9	10	11	12		
 <p>Armless Three Seater - Standard Back COM Yardage: 7 Freight Class: 250 Product Weight (lbs.): 113 Cubic Feet Per Carton: 54</p>	<p>For Power/USB module please see electrical placement chart. Includes ganging hardware (2 sides).</p>	7707NA	2950	3136	3283	3504	3817	3929	4203	4726	4978	5463	6122	6944		
		OVERALL DIMENSIONS			SEAT DIMENSIONS			BACK DIMENSIONS								
		W	D	H	W	D	H	W	H							
			72.5	29.5	32	72	19	18	72	14						
			RTA 00													


DESCRIPTION	FEATURES	MODEL#	STANDARD FABRIC GRADES													
			1	2	3	4	5	6	7	8	9	10	11	12		
 <p>Three Seater - High Back w/Arms COM Yardage: 10.50 Freight Class: 250 Product Weight (lbs.): 139 Cubic Feet Per Carton: 68</p>	<p>For Power/USB module please see electrical placement chart. No ganging hardware.</p>	7708	3965	4241	4462	4794	5263	5432	5842	6627	7004	7732	8721	9954		
		OVERALL DIMENSIONS			SEAT DIMENSIONS			BACK DIMENSIONS								
		W	D	H	W	D	H	W	H							
			77.5	29.5	41.5	72	19	18	72	24						
			RTA 00													

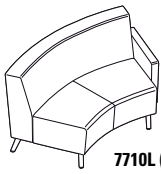
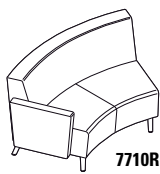
DESCRIPTION	FEATURES	MODEL#	STANDARD FABRIC GRADES													
			1	2	3	4	5	6	7	8	9	10	11	12		
 <p>7708L (Left Arm)</p>  <p>7708R (Right Arm)</p> <p>Three Seater - High Back w/One Arm COM Yardage: 9.75 Freight Class: 300 Product Weight (lbs.): 129 Cubic Feet Per Carton: 68</p>	<p>For Power/USB module please see electrical placement chart. Includes ganging hardware (1 side).</p>	7708L	3708	3965	4170	4478	4914	5070	5451	6180	6530	7206	8124	9270		
		OVERALL DIMENSIONS			SEAT DIMENSIONS			BACK DIMENSIONS								
		W	D	H	W	D	H	W	H							
			75	29.5	41.5	72	19	18	72	24						
			RTA 00													


DESCRIPTION	FEATURES	MODEL#	STANDARD FABRIC GRADES													
			1	2	3	4	5	6	7	8	9	10	11	12		
 <p>Armless Three Seater - High Back COM Yardage: 9.25 Freight Class: 300 Product Weight (lbs.): 119 Cubic Feet Per Carton: 68</p>	<p>For Power/USB module please see electrical placement chart. Includes ganging hardware (2 sides).</p>	7708NA	3440	3685	3880	4172	4585	4734	5095	5787	6119	6760	7632	8718		
		OVERALL DIMENSIONS			SEAT DIMENSIONS			BACK DIMENSIONS								
		W	D	H	W	D	H	W	H							
			72.5	29.5	41.5	72	19	18	72	24						
			RTA 00													

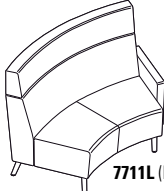
DESCRIPTION	FEATURES	MODEL#	STANDARD FABRIC GRADES													
			1	2	3	4	5	6	7	8	9	10	11	12		
 <p>Three Seater - Extended Back w/Arms COM Yardage: 11 Freight Class: 300 Product Weight (lbs.): 144 Cubic Feet Per Carton: 78.75</p>	<p>For Power/USB module please see electrical placement chart. No ganging hardware.</p>	7709	4253	4544	4775	5123	5615	5791	6221	7043	7438	8201	9237	10529		
		OVERALL DIMENSIONS			SEAT DIMENSIONS			BACK DIMENSIONS								
		W	D	H	W	D	H	W	H							
			77.5	29.5	47	72	19	18	72	29						
			RTA 00													


DESCRIPTION	FEATURES	MODEL#	STANDARD FABRIC GRADES											
			1	2	3	4	5	6	7	8	9	10	11	12
 <p>7709L (Left Arm)</p>	 <p>7709R (Right Arm)</p>	7709L	3990	4267	4487	4819	5289	5457	5868	6652	7029	7757	8746	9979
		7709R	3990	4267	4487	4819	5289	5457	5868	6652	7029	7757	8746	9979
		OVERALL DIMENSIONS			SEAT DIMENSIONS			BACK DIMENSIONS						
W	D	H	W	D	H	W	H							
			75	29.5	47	72	19	18	72	29				
			RTA 00											

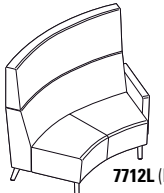
DESCRIPTION	FEATURES	MODEL#	STANDARD FABRIC GRADES													
			1	2	3	4	5	6	7	8	9	10	11	12		
 <p>Armless Three Seater - Extended Back COM Yardage: 9.75 Freight Class: 300 Product Weight (lbs.): 124 Cubic Feet Per Carton: 78.75</p>	<p>For Power/USB module please see electrical placement chart. Includes ganging hardware (2 sides).</p>	7709NA	3723	3980	4185	4493	4929	5085	5466	6195	6545	7221	8140	9285		
		OVERALL DIMENSIONS			SEAT DIMENSIONS			BACK DIMENSIONS								
		W	D	H	W	D	H	W	H							
			72.5	29.5	47	72	19	18	72	29						
			RTA 00													

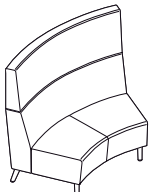
DESCRIPTION	FEATURES	MODEL#	STANDARD FABRIC GRADES											
			1	2	3	4	5	6	7	8	9	10	11	12
 <p>7710L (Left Arm)</p>	 <p>7710R (Right Arm)</p>	7710L	2364	2504	2614	2780	3015	3099	3304	3696	3885	4249	4743	5360
		7710R	2364	2504	2614	2780	3015	3099	3304	3696	3885	4249	4743	5360
		OVERALL DIMENSIONS			SEAT DIMENSIONS			BACK DIMENSIONS						
W	D	H	W	D	H	W	H							
			57	29.5	32	42	19	18	51	14				
			RTA 00											

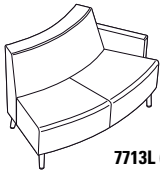

DESCRIPTION	FEATURES	MODEL#	STANDARD FABRIC GRADES													
			1	2	3	4	5	6	7	8	9	10	11	12		
 <p>Armless IS Curve - Two Seat - Standard Back COM Yardage: 4.50 Freight Class: 300 Product Weight (lbs.): 78 Cubic Feet Per Carton: 43</p>	<p>For Power/USB module please see electrical placement chart. Includes ganging hardware (2 sides).</p>	7710NA	2096	2215	2309	2452	2653	2725	2901	3237	3399	3711	4135	4663		
		OVERALL DIMENSIONS			SEAT DIMENSIONS			BACK DIMENSIONS								
		W	D	H	W	D	H	W	H							
			55	29.5	32	42	19	18	51	14						
			RTA 00													


DESCRIPTION	FEATURES	MODEL#	STANDARD FABRIC GRADES												
			1	2	3	4	5	6	7	8	9	10	11	12	
 <p>IS Curve - Two Seater - High Back w/One Arm COM Yardage: 6.50 Freight Class: 300 Product Weight (lbs.): 94 Cubic Feet Per Carton: 54</p>	<p>For Power/USB module please see electrical placement chart. Includes ganging hardware (1 side).</p>	7711L	2930	3101	3238	3443	3734	3838	4092	4578	4812	5262	5874	6638	
		7711R	2930	3101	3238	3443	3734	3838	4092	4578	4812	5262	5874	6638	
		OVERALL DIMENSIONS			SEAT DIMENSIONS			BACK DIMENSIONS							
			57	29.5	41.5	42	19	18	51	24					
			RTA 00												

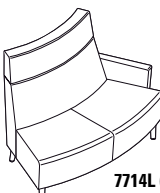
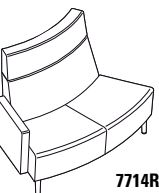
DESCRIPTION	FEATURES	MODEL#	STANDARD FABRIC GRADES													
			1	2	3	4	5	6	7	8	9	10	11	12		
 <p>Armless IS Curve - Two Seater - High Back COM Yardage: 6 Freight Class: 300 Product Weight (lbs.): 84 Cubic Feet Per Carton: 54</p>	<p>For Power/USB module please see electrical placement chart. Includes ganging hardware (2 sides).</p>	7711NA	2662	2821	2948	3137	3405	3502	3736	4185	4400	4816	5381	6086		
		OVERALL DIMENSIONS			SEAT DIMENSIONS			BACK DIMENSIONS								
		W	D	H	W	D	H	W	H							
			55	29.5	41.5	42	19	18	51	24						
			RTA 00													


DESCRIPTION	FEATURES	MODEL#	STANDARD FABRIC GRADES												
			1	2	3	4	5	6	7	8	9	10	11	12	
 <p>IS Curve - Two Seater - Extended Back w/One Arm COM Yardage: 7 Freight Class: 300 Product Weight (lbs.): 99 Cubic Feet Per Carton: 62.75</p>	<p>For Power/USB module please see electrical placement chart. Includes ganging hardware (1 side).</p>	7712L	3197	3382	3529	3750	4063	4175	4449	4972	5223	5709	6368	7190	
		7712R	3197	3382	3529	3750	4063	4175	4449	4972	5223	5709	6368	7190	
		OVERALL DIMENSIONS			SEAT DIMENSIONS			BACK DIMENSIONS							
			57	29.5	47	42	19	18	51	29					
			RTA 00												

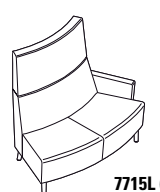
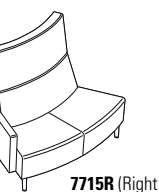
DESCRIPTION	FEATURES	MODEL#	STANDARD FABRIC GRADES													
			1	2	3	4	5	6	7	8	9	10	11	12		
 <p>Armless IS Curve - Two Seater - Extended Back COM Yardage: 6.75 Freight Class: 29.5 Product Weight (lbs.): 89 Cubic Feet Per Carton: 6.75</p>	<p>For Power/USB module please see electrical placement chart. Includes ganging hardware (2 sides).</p>	7712NA	2930	3108	3250	3463	3765	3873	4137	4641	4884	5352	5988	6780		
		OVERALL DIMENSIONS			SEAT DIMENSIONS			BACK DIMENSIONS								
		W	D	H	W	D	H	W	H							
			55	29.5	47	42	19	18	51	29						
			RTA 00													

DESCRIPTION	FEATURES	MODEL#	STANDARD FABRIC GRADES											
			1	2	3	4	5	6	7	8	9	10	11	12
 <p>7713L (Left Arm)</p>	 <p>7713R (Right Arm)</p>													
		7713L	2364	2504	2614	2780	3015	3099	3304	3696	3885	4249	4743	5360
		7713R	2364	2504	2614	2780	3015	3099	3304	3696	3885	4249	4743	5360
OS Curve - Two Seater - Standard Back w/One Arm			For Power/USB module please see electrical placement chart. Includes ganging hardware (1 side).											
COM Yardage: 5.25 Freight Class: 300 Product Weight (lbs.): 82 Cubic Feet Per Carton: 43														
			OVERALL DIMENSIONS			SEAT DIMENSIONS			BACK DIMENSIONS					
			W	D	H	W	D	H	W	H				
			54.5	29.5	32	48	19	18	36	14				
			RTA 00											


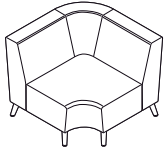
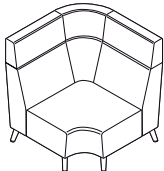
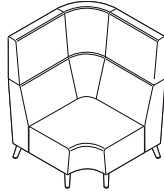
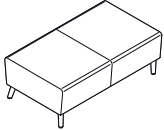
DESCRIPTION	FEATURES	MODEL#	STANDARD FABRIC GRADES											
			1	2	3	4	5	6	7	8	9	10	11	12
														
	7713NA	2096	2215	2309	2452	2653	2725	2901	3237	3399	3711	4135	4663	
Armless OS Curve - Two Seater - Standard Back			For Power/USB module please see electrical placement chart. Includes ganging hardware (2 sides).											
COM Yardage: 4.50 Freight Class: 300 Product Weight (lbs.): 72 Cubic Feet Per Carton: 43														
			OVERALL DIMENSIONS			SEAT DIMENSIONS			BACK DIMENSIONS					
			W	D	H	W	D	H	W	H				
			54.	29.5	32	48	19	18	36	14				
			RTA 00											

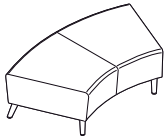
DESCRIPTION	FEATURES	MODEL#	STANDARD FABRIC GRADES											
			1	2	3	4	5	6	7	8	9	10	11	12
 <p>7714L (Left Arm)</p>	 <p>7714R (Right Arm)</p>													
		7714L	2763	2936	3072	3278	3568	3673	3927	4412	4646	5097	5709	6472
		7714R	2763	2936	3072	3278	3568	3673	3927	4412	4646	5097	5709	6472
OS Curve - Two Seater - High Back w/One Arm			For Power/USB module please see electrical placement chart. Includes ganging hardware (1 side).											
COM Yardage: 6.50 Freight Class: 300 Product Weight (lbs.): 88 Cubic Feet Per Carton: 54														
			OVERALL DIMENSIONS			SEAT DIMENSIONS			BACK DIMENSIONS					
			W	D	H	W	D	H	W	H				
			54.5	29.5	41.5	48	19	18	36	24				
			RTA 00											

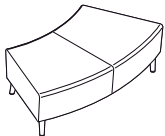
DESCRIPTION	FEATURES	MODEL#	STANDARD FABRIC GRADES											
			1	2	3	4	5	6	7	8	9	10	11	12
														
	7714NA	2500	2658	2784	2974	3242	3339	3573	4021	4237	4653	5218	5923	
Armless OS Curve - Two Seater - High Back			For Power/USB module please see electrical placement chart. Includes ganging hardware (2 sides).											
COM Yardage: 6 Freight Class: 300 Product Weight (lbs.): 78 Cubic Feet Per Carton: 54														
			OVERALL DIMENSIONS			SEAT DIMENSIONS			BACK DIMENSIONS					
			W	D	H	W	D	H	W	H				
			54	29.5	41.5	48	19	18	36	24				
			RTA 00											

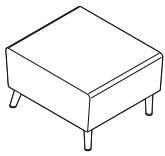
DESCRIPTION	FEATURES	MODEL#	STANDARD FABRIC GRADES											
			1	2	3	4	5	6	7	8	9	10	11	12
 <p>7715L (Left Arm)</p>	 <p>7715R (Right Arm)</p>													
		7715L	3016	3201	3349	3570	3883	3995	4269	4792	5043	5529	6188	7010
		7715R	3016	3201	3349	3570	3883	3995	4269	4792	5043	5529	6188	7010
OS Curve - Two Seater - Extended Back w/One Arm			For Power/USB module please see electrical placement chart. Includes ganging hardware (1 side).											
COM Yardage: 7 Freight Class: 300 Product Weight (lbs.): 93 Cubic Feet Per Carton: 62.75														
			OVERALL DIMENSIONS			SEAT DIMENSIONS			BACK DIMENSIONS					
			W	D	H	W	D	H	W	H				
			54.5	29.5	47	48	19	18	36	29				
			RTA 00											

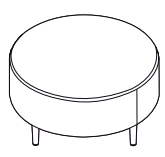
LOUNGE

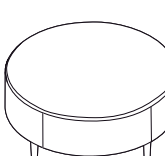
DESCRIPTION	FEATURES	MODEL#	STANDARD FABRIC GRADES													
			1	2	3	4	5	6	7	8	9	10	11	12		
 <p>Armless OS Curve - Two Seater - Ext. High Back COM Yardage: 6.75 Freight Class: 300 Product Weight (lbs.): 83 Cubic Feet Per Carton: 62.75</p>	<p>For Power/USB module please see electrical placement chart. Includes ganging hardware (2 sides).</p>	7715NA	2748	2926	3068	3281	3583	3691	3955	4460	4702	5170	5806	6599		
			OVERALL DIMENSIONS			SEAT DIMENSIONS			BACK DIMENSIONS							
			W	D	H	W	D	H	W	H						
			54	29.5	47	48	19	18	36	28						
			RTA 00													
 <p>Armless Corner Unit - Standard Back COM Yardage: 5.50 Freight Class: 300 Product Weight (lbs.): 75 Cubic Feet Per Carton: 49</p>	<p>For Power/USB module please see electrical placement chart. Includes ganging hardware (2 sides).</p>	7716	2561	2707	2823	2997	3243	3331	3546	3957	4154	4536	5054	5700		
			OVERALL DIMENSIONS			SEAT DIMENSIONS			BACK DIMENSIONS							
			W	D	H	W	D	H	W	H						
			38	38	32	24	19	18	24	14						
			RTA 00													
 <p>Armless Corner Unit - High Back COM Yardage: 7.75 Freight Class: 300 Product Weight (lbs.): 82 Cubic Feet Per Carton: 49</p>	<p>For Power/USB module please see electrical placement chart. Includes ganging hardware (2 sides).</p>	7717	3243	3447	3610	3855	4202	4326	4629	5208	5486	6024	6754	7664		
			OVERALL DIMENSIONS			SEAT DIMENSIONS			BACK DIMENSIONS							
			W	D	H	W	D	H	W	H						
			38	38	41.5	24	19	18	24	24						
			RTA 00													
 <p>Armless Corner Unit - Extended Back COM Yardage: 8.5 Freight Class: 300 Product Weight (lbs.): 88 Cubic Feet Per Carton: 49</p>	<p>For Power/USB module please see electrical placement chart. Includes ganging hardware (2 sides).</p>	7718	3435	3659	3838	4106	4486	4623	4955	5590	5896	6485	7285	8284		
			OVERALL DIMENSIONS			SEAT DIMENSIONS			BACK DIMENSIONS							
			W	D	H	W	D	H	W	H						
			38	38	47	24	19	18	24	29						
			RTA 00													
 <p>Two Seater Bench COM Yardage: 2.25 Freight Class: 300 Product Weight (lbs.): 41 Cubic Feet Per Carton: 21.25</p>	<p>For Power/USB module please see electrical placement chart. Includes ganging hardware (2 sides).</p>	7725	1309	1370	1417	1488	1589	1625	1713	1881	1962	2118	2330	2594		
			OVERALL DIMENSIONS			SEAT DIMENSIONS			BACK DIMENSIONS							
			W	D	H	W	D	H	W	H						
			48.5	28	17.5											
			RTA 00													

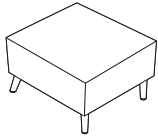
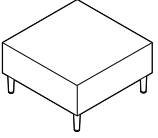
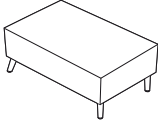
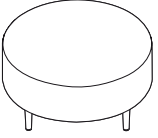
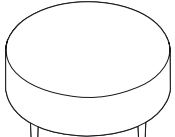
DESCRIPTION	FEATURES	MODEL#	STANDARD FABRIC GRADES											
			1	2	3	4	5	6	7	8	9	10	11	12
 IS Curve - Two Seater Bench COM Yardage: 3 Freight Class: 300 Product Weight (lbs.): 41 Cubic Feet Per Carton: 21.25	For Power/USB module please see electrical placement chart. Includes ganging hardware (2 sides).	7726	1778	1858	1922	2016	2150	2199	2316	2540	2648	2856	3138	3491
			OVERALL DIMENSIONS			SEAT DIMENSIONS			BACK DIMENSIONS					
			W	D	H	W	D	H	W	H				
			54	28	17.5									
			RTA 00											

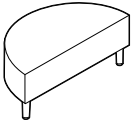
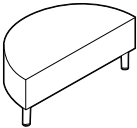
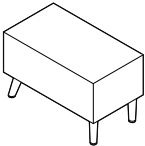
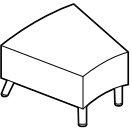
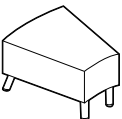
DESCRIPTION	FEATURES	MODEL#	STANDARD FABRIC GRADES											
			1	2	3	4	5	6	7	8	9	10	11	12
 OS Curve - Two Seater Bench COM Yardage: 3 Freight Class: 300 Product Weight (lbs.): 41 Cubic Feet Per Carton: 21.25	For Power/USB module please see electrical placement chart. Includes ganging hardware (2 sides).	7727	1778	1858	1922	2016	2150	2199	2316	2540	2648	2856	3138	3491
			OVERALL DIMENSIONS			SEAT DIMENSIONS			BACK DIMENSIONS					
			W	D	H	W	D	H	W	H				
			54	28	17.5									
			RTA 00											

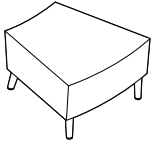
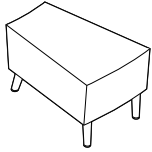
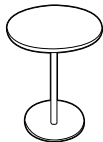
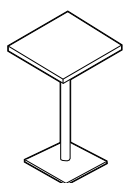
DESCRIPTION	FEATURES	MODEL#	STANDARD FABRIC GRADES											
			1	2	3	4	5	6	7	8	9	10	11	12
 Square Single Seater Bench COM Yardage: 1.75 Freight Class: 250 Product Weight (lbs.): 30 Cubic Feet Per Carton: 9.25	No Power/USB module. Includes ganging hardware (2 sides).	7728	894	940	977	1033	1111	1139	1207	1338	1401	1522	1687	1893
			OVERALL DIMENSIONS			SEAT DIMENSIONS			BACK DIMENSIONS					
			W	D	H	W	D	H	W	H				
			24.5	28	17.5									
			RTA 00											

DESCRIPTION	FEATURES	MODEL#	STANDARD FABRIC GRADES											
			1	2	3	4	5	6	7	8	9	10	11	12
 36" Dia. - Round Bench COM Yardage: 3 Freight Class: 250 Product Weight (lbs.): 46 Cubic Feet Per Carton: 18.25	No Power/USB module. No ganging hardware.	7729	1314	1394	1458	1552	1686	1735	1852	2076	2184	2392	2674	3027
			OVERALL DIMENSIONS			SEAT DIMENSIONS			BACK DIMENSIONS					
			W	D	H	W	D	H	W	H				
			36	36	17.5									
			RTA 00											

DESCRIPTION	FEATURES	MODEL#	STANDARD FABRIC GRADES											
			1	2	3	4	5	6	7	8	9	10	11	12
 42" Dia. - Round Bench COM Yardage: 3.25 Freight Class: 250 Product Weight (lbs.): 50 Cubic Feet Per Carton: 22	No Power/USB module. No ganging hardware.	7730	1511	1597	1665	1768	1913	1965	2092	2335	2452	2677	2983	3365
			OVERALL DIMENSIONS			SEAT DIMENSIONS			BACK DIMENSIONS					
			W	D	H	W	D	H	W	H				
			42	42	17.5									
			RTA 00											

DESCRIPTION	FEATURES	MODEL#	STANDARD FABRIC GRADES														
			1	2	3	4	5	6	7	8	9	10	11	12			
 <p>30" Square Laminate Coffee Table COM Yardage: N/A Freight Class: 150 Product Weight (lbs.): 61 Cubic Feet Per Carton: 11.50</p>	<p>For Power/USB module please see electrical placement chart. No ganging hardware.</p>	<p>7731 885</p>															
			<p>OVERALL DIMENSIONS</p> <p>W D H</p>			<p>SEAT DIMENSIONS</p> <p>W D H</p>			<p>BACK DIMENSIONS</p> <p>W H</p>								
			<p>30 30 17</p>														
			<p>RTA 00</p>														
 <p>36" Square Laminate Coffee Table COM Yardage: N/A Freight Class: 150 Product Weight (lbs.): 85 Cubic Feet Per Carton: 16.50</p>	<p>For Power/USB module please see electrical placement chart. No ganging hardware.</p>	<p>7732 1006</p>															
			<p>OVERALL DIMENSIONS</p> <p>W D H</p>			<p>SEAT DIMENSIONS</p> <p>W D H</p>			<p>BACK DIMENSIONS</p> <p>W H</p>								
			<p>36 36 17</p>														
			<p>RTA 00</p>														
 <p>Rectangular Laminate Coffee Table COM Yardage: N/A Freight Class: 150 Product Weight (lbs.): 55 Cubic Feet Per Carton: 11.50</p>	<p>For Power/USB module please see electrical placement chart. No ganging hardware.</p>	<p>7733 890</p>															
			<p>OVERALL DIMENSIONS</p> <p>W D H</p>			<p>SEAT DIMENSIONS</p> <p>W D H</p>			<p>BACK DIMENSIONS</p> <p>W H</p>								
			<p>40 20 17</p>														
			<p>RTA 00</p>														
 <p>36" Dia. - Round Laminate Coffee Table COM Yardage: N/A Freight Class: 250 Product Weight (lbs.): 63 Cubic Feet Per Carton: 16.50</p>	<p>For Power/USB module please see electrical placement chart. No ganging hardware.</p>	<p>7734 1099</p>															
			<p>OVERALL DIMENSIONS</p> <p>W D H</p>			<p>SEAT DIMENSIONS</p> <p>W D H</p>			<p>BACK DIMENSIONS</p> <p>W H</p>								
			<p>36 36 17</p>														
			<p>RTA 00</p>														
 <p>42" Dia. - Round Laminate Coffee Table COM Yardage: N/A Freight Class: 250 Product Weight (lbs.): 85 Cubic Feet Per Carton: 22</p>	<p>For Power/USB module please see electrical placement chart. No ganging hardware.</p>	<p>7735 1201</p>															
			<p>OVERALL DIMENSIONS</p> <p>W D H</p>			<p>SEAT DIMENSIONS</p> <p>W D H</p>			<p>BACK DIMENSIONS</p> <p>W H</p>								
			<p>42 42 17</p>														
			<p>RTA 00</p>														

DESCRIPTION	FEATURES	MODEL#	STANDARD FABRIC GRADES													
			1	2	3	4	5	6	7	8	9	10	11	12		
 <p>36" Half Round Laminate Coffee Table COM Yardage: N/A Freight Class: 400 Product Weight (lbs.): 37 Cubic Feet Per Carton: 8.50</p>	<p>For Power/USB module please see electrical placement chart. No ganging hardware.</p>	7736	778													
			OVERALL DIMENSIONS			SEAT DIMENSIONS			BACK DIMENSIONS							
			W	D	H	W	D	H	W	H						
			36	18	17											
			RTA 00													
 <p>42" Half Round Laminate Coffee Table COM Yardage: N/A Freight Class: 150 Product Weight (lbs.): 48 Cubic Feet Per Carton: 11.50</p>	<p>For Power/USB module please see electrical placement chart. No ganging hardware.</p>	7737	943													
			OVERALL DIMENSIONS			SEAT DIMENSIONS			BACK DIMENSIONS							
			W	D	H	W	D	H	W	H						
			42	21	17											
			RTA 00													
 <p>Rectangular Laminate End Table COM Yardage: N/A Freight Class: 125 Product Weight (lbs.): 34 Cubic Feet Per Carton: 5.50</p>	<p>For Power/USB module please see electrical placement chart. Includes ganging hardware (2 sides).</p>	7738	892													
			OVERALL DIMENSIONS			SEAT DIMENSIONS			BACK DIMENSIONS							
			W	D	H	W	D	H	W	H						
			15	26.5	17											
			RTA 00													
 <p>IS Curve Wide Wedge Laminate End Table COM Yardage: N/A Freight Class: 150 Product Weight (lbs.): 50 Cubic Feet Per Carton: 9.50</p>	<p>For Power/USB module please see electrical placement chart. Includes ganging hardware (2 sides).</p>	7739	1178													
			OVERALL DIMENSIONS			SEAT DIMENSIONS			BACK DIMENSIONS							
			W	D	H	W	D	H	W	H						
			27.25	26.5	17											
			RTA 00													
 <p>IS Curve Narrow Wedge Laminate End Table COM Yardage: N/A Freight Class: 150 Product Weight (lbs.): 34 Cubic Feet Per Carton: 6.50</p>	<p>For Power/USB module please see electrical placement chart. Includes ganging hardware (2 sides).</p>	7740	953													
			OVERALL DIMENSIONS			SEAT DIMENSIONS			BACK DIMENSIONS							
			W	D	H	W	D	H	W	H						
			18.25	26.5	17											
			RTA 00													

DESCRIPTION	FEATURES	MODEL#	STANDARD FABRIC GRADES														
			1	2	3	4	5	6	7	8	9	10	11	12			
 <p>OS Curve - Wide Wedge Laminate End Table COM Yardage: N/A Freight Class: 150 Product Weight (lbs.): 50 Cubic Feet Per Carton: 9.50</p>	For Power/USB module please see electrical placement chart. Includes ganging hardware (2 sides).	7741 1178															
			OVERALL DIMENSIONS W D H			SEAT DIMENSIONS W D H			BACK DIMENSIONS W H								
			27.25 26.5 17														
			RTA 00														
 <p>OS Curve - Narrow Wedge Laminate End Table COM Yardage: N/A Freight Class: 150 Product Weight (lbs.): 34 Cubic Feet Per Carton: 6.50</p>	For Power/USB module please see electrical placement chart. Includes ganging hardware (2 sides).	7742 953															
			OVERALL DIMENSIONS W D H			SEAT DIMENSIONS W D H			BACK DIMENSIONS W H								
			18.25 26.5 17														
			RTA 00														
 <p>18" Dia. Round Laminate Laptop Table COM Yardage: N/A Freight Class: 150 Product Weight (lbs.): 32 Cubic Feet Per Carton: 6</p>	No Power/USB module. No ganging hardware. Base only available in Black or Tungsten finish.	7743 530															
			OVERALL DIMENSIONS W D H			SEAT DIMENSIONS W D H			BACK DIMENSIONS W H								
			18 18 25.25														
			RTA 00														
 <p>16" Square Laminate Laptop Table COM Yardage: N/A Freight Class: 125 Product Weight (lbs.): 36 Cubic Feet Per Carton: 6</p>	No Power/USB module. No ganging hardware. Base only available in Black or Tungsten finish.	7745 519															
			OVERALL DIMENSIONS W D H			SEAT DIMENSIONS W D H			BACK DIMENSIONS W H								
			16 16 25.25														
			RTA 00														

RIVER HIGH TRAFFIC





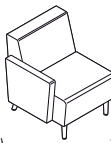

Sample Layout





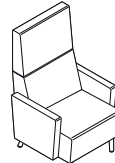
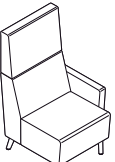
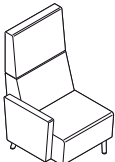
STANDARD FEATURES

- River High Traffic models have all the same features and styling as River but are intended for High Traffic Applications. Please see series introduction page for more information.
- High Traffic (HT) units are rated at 350 lbs. active load per seat and 24/7 use. These units have the same puzzle box frame construction except that the framing wood is 1" thick, rotary cut, birch plywood and all arms, seat and back cushions are made with Ultracell Foam.
- High Traffic (HT) models are recommend to be specified in textiles that meet or exceed 100,000 double rubs for added abrasion performance.

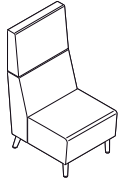
OPTIONAL FEATURES

- For series optional features please refer back to series introduction page.

DESCRIPTION	FEATURES	MODEL#	STANDARD FABRIC GRADES											
			1	2	3	4	5	6	7	8	9	10	11	12
 <p>Lounge Chair - Standard Back w/Arms COM Yardage: 4 Freight Class: 250 Product Weight (lbs.): 56 Cubic Feet Per Carton: 21.75</p>	<p>High Traffic model For Power/USB module please see electrical placement chart. No ganging hardware.</p>	7751	1884	1990	2074	2200	2379	2443	2599	2898	3042	3319	3696	4166
		OVERALL DIMENSIONS			SEAT DIMENSIONS			BACK DIMENSIONS						
		W	D	H	W	D	H	W	H					
			29.5	29.5	32			24	19	18		24	14	
			RTA 00											
 <p>7751L (Left Arm)</p>  <p>7751R (Right Arm)</p> <p>Lounge Chair - Standard w/One Arm COM Yardage: 3.25 Freight Class: 250 Product Weight (lbs.): 46 Cubic Feet Per Carton: 21.75</p>	<p>High Traffic model For Power/USB module please see electrical placement chart. Includes ganging hardware (1 side).</p>	7751L	1637	1723	1791	1894	2039	2091	2218	2461	2578	2803	3110	3491
		7751R	1637	1723	1791	1894	2039	2091	2218	2461	2578	2803	3110	3491
		OVERALL DIMENSIONS			SEAT DIMENSIONS			BACK DIMENSIONS						
W	D	H	W	D	H	W	H							
			27	29.5	32			24	19	18		24	14	
			RTA 00											
 <p>Armless Lounge Chair - Standard Back COM Yardage: 2.50 Freight Class: 300 Product Weight (lbs.): 36 Cubic Feet Per Carton: 21.75</p>	<p>High Traffic model For Power/USB module please see electrical placement chart. Includes ganging hardware (2 sides).</p>	7751NA	1389	1455	1508	1587	1698	1739	1836	2023	2113	2286	2522	2815
		OVERALL DIMENSIONS			SEAT DIMENSIONS			BACK DIMENSIONS						
		W	D	H	W	D	H	W	H					
			24.5	29.5	32			24	19	18		24	14	
			RTA 00											

DESCRIPTION	FEATURES	MODEL#	STANDARD FABRIC GRADES													
			1	2	3	4	5	6	7	8	9	10	11	12		
 <p>Lounge Chair - High Back w/Arms COM Yardage: 4.50 Freight Class: 250 Product Weight (lbs.): 60 Cubic Feet Per Carton: 27.50</p>	<p>High Traffic model For Power/USB module please see electrical placement chart. No ganging hardware.</p>	7752	2137	2257	2351	2494	2695	2767	2943	3279	3441	3753	4177	4705		
		OVERALL DIMENSIONS			SEAT DIMENSIONS			BACK DIMENSIONS								
		W	D	H	W	D	H	W	H							
		29.5	29.5	41.5	24	19	18	24	24							
			RTA 00													
  <p>7752L (Left Arm) 7752R (Right Arm)</p> <p>Lounge Chair - High Back w/One Arm COM Yardage: 4.50 Freight Class: 250 Product Weight (lbs.): 60 Cubic Feet Per Carton: 27.50</p>	<p>High Traffic model For Power/USB module please see electrical placement chart. Includes ganging hardware (1 side)</p>	7752L	1889	1988	2067	2185	2353	2413	2560	2840	2975	3235	3588	4028		
		OVERALL DIMENSIONS			SEAT DIMENSIONS			BACK DIMENSIONS								
		W	D	H	W	D	H	W	H							
		29.5	29.5	41.5	24	19	18	24	24							
			RTA 00													
 <p>Armless Lounge Chair - High Back COM Yardage: 3 Freight Class: 300 Product Weight (lbs.): 40 Cubic Feet Per Carton: 27.50</p>	<p>High Traffic model For Power/USB module please see electrical placement chart. Includes ganging hardware (2 sides).</p>	7752NA	1642	1721	1784	1879	2013	2062	2179	2403	2511	2719	3001	3354		
		OVERALL DIMENSIONS			SEAT DIMENSIONS			BACK DIMENSIONS								
		W	D	H	W	D	H	W	H							
		24.5	29.5	41.5	24	19	18	24	24							
			RTA 00													
 <p>Lounge Chair - Extended Back w/Arms COM Yardage: 4.75 Freight Class: 250 Product Weight (lbs.): 64 Cubic Feet Per Carton: 31.50</p>	<p>High Traffic model For Power/USB module please see electrical placement chart. No ganging hardware.</p>	7753	2218	2343	2443	2593	2806	2882	3068	3423	3593	3923	4370	4928		
		OVERALL DIMENSIONS			SEAT DIMENSIONS			BACK DIMENSIONS								
		W	D	H	W	D	H	W	H							
		29.5	29.5	47	24	19	18	24	29							
			RTA 00													
  <p>7753L (Left Arm) 7753R (Right Arm)</p> <p>Lounge Chair - Extended Back w/One Arm COM Yardage: 3.25 Freight Class: 300 Product Weight (lbs.): 54 Cubic Feet Per Carton: 31.50</p>	<p>High Traffic model For Power/USB module please see electrical placement chart. Includes ganging hardware (1 side)</p>	7753L	1970	2077	2161	2287	2466	2530	2687	2986	3129	3407	3783	4253		
		OVERALL DIMENSIONS			SEAT DIMENSIONS			BACK DIMENSIONS								
		W	D	H	W	D	H	W	H							
		29.5	29.5	47	24	19	18	24	29							
			RTA 00													

DESCRIPTION FEATURES MODEL# STANDARD FABRIC GRADES




Armless Lounge Chair - Extended Back
 COM Yardage: 3.25
 Freight Class: 300
 Product Weight (lbs.): 44
 Cubic Feet Per Carton: 31.50

High Traffic model
 For Power/USB module please see electrical placement chart.
 Includes ganging hardware (2 sides).

MODEL#	1	2	3	4	5	6	7	8	9	10	11	12
7753NA	1723	1809	1877	1980	2125	2177	2304	2547	2664	2889	3195	3577

OVERALL DIMENSIONS			SEAT DIMENSIONS			BACK DIMENSIONS	
W	D	H	W	D	H	W	H
24.5	29.5	47	24	19	18	24	29

RTA 00




Two Seater - Standard Back w/Arms
 COM Yardage: 5.50
 Freight Class: 250
 Product Weight (lbs.): 91
 Cubic Feet Per Carton: 43

High Traffic model
 For Power/USB module please see electrical placement chart.
 No ganging hardware.

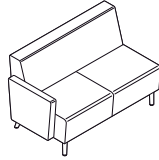
MODEL#	1	2	3	4	5	6	7	8	9	10	11	12
7754	2672	2818	2934	3108	3354	3442	3657	4068	4265	4647	5165	5811

OVERALL DIMENSIONS			SEAT DIMENSIONS			BACK DIMENSIONS	
W	D	H	W	D	H	W	H
53.5	29.5	32	48	19	18	48	14

RTA 00



7754L (Left Arm)



7754R (Right Arm)


Two Seater - Standard Back w/One Arm
 COM Yardage: 4.75
 Freight Class: 300
 Product Weight (lbs.): 81
 Cubic Feet Per Carton: 43

High Traffic model
 For Power/USB module please see electrical placement chart.
 Includes ganging hardware (1 side).

MODEL#	1	2	3	4	5	6	7	8	9	10	11	12
7754L	2425	2551	2651	2801	3014	3090	3276	3631	3801	4131	4578	5136
7754R	2425	2551	2651	2801	3014	3090	3276	3631	3801	4131	4578	5136

OVERALL DIMENSIONS			SEAT DIMENSIONS			BACK DIMENSIONS	
W	D	H	W	D	H	W	H
51	29.5	32	48	19	18	48	14

RTA 00



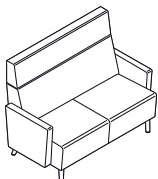
Armless Two Seater - Standard Back
 COM Yardage: 4.25
 Freight Class: 300
 Product Weight (lbs.): 71
 Cubic Feet Per Carton: 43

High Traffic model
 For Power/USB module please see electrical placement chart.
 Includes ganging hardware (2 sides).

MODEL#	1	2	3	4	5	6	7	8	9	10	11	12
7754NA	2177	2290	2380	2514	2704	2772	2938	3256	3408	3703	4103	4603

OVERALL DIMENSIONS			SEAT DIMENSIONS			BACK DIMENSIONS	
W	D	H	W	D	H	W	H
48.5	29.5	32	48	19	18	48	14

RTA 00



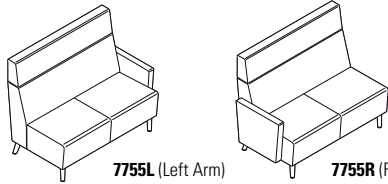

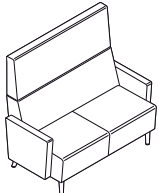
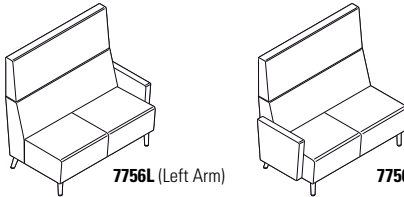

Two Seater - High Back w/Arms
 COM Yardage: 6.50
 Freight Class: 300
 Product Weight (lbs.): 97
 Cubic Feet Per Carton: 54

High Traffic model
 For Power/USB module please see electrical placement chart.
 No ganging hardware.

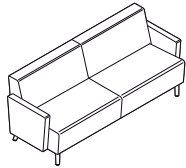
MODEL#	1	2	3	4	5	6	7	8	9	10	11	12
7755	3117	3288	3425	3630	3921	4025	4279	4765	4998	5449	6061	6825

OVERALL DIMENSIONS			SEAT DIMENSIONS			BACK DIMENSIONS	
W	D	H	W	D	H	W	H
53.5	29.5	41.5	48	19	18	48	24

RTA 00

DESCRIPTION	FEATURES	MODEL#	STANDARD FABRIC GRADES											
			1	2	3	4	5	6	7	8	9	10	11	12
 <p>7755L (Left Arm) 7755R (Right Arm)</p> <p>Two Seater - High Back w/One Arm COM Yardage: 5.75 Freight Class: 300 Product Weight (lbs.): 87 Cubic Feet Per Carton: 54</p> <p>High Traffic model For Power/USB module please see electrical placement chart. Includes ganging hardware (1 side).</p>														
	<p>OVERALL DIMENSIONS</p> <p>W D H</p>			<p>SEAT DIMENSIONS</p> <p>W D H</p>			<p>BACK DIMENSIONS</p> <p>W H</p>							
	51	29.5	41.5	48	19	18	48	24						
	RTA 00													
 <p>7755NA</p> <p>Armless Two Seater - High Back COM Yardage: 5.25 Freight Class: 300 Product Weight (lbs.): 77 Cubic Feet Per Carton: 54</p> <p>High Traffic model For Power/USB module please see electrical placement chart. Includes ganging hardware (2 sides).</p>														
	<p>OVERALL DIMENSIONS</p> <p>W D H</p>			<p>SEAT DIMENSIONS</p> <p>W D H</p>			<p>BACK DIMENSIONS</p> <p>W H</p>							
	48.5	29.5	41.5	48	19	18	48	24						
	RTA 00													
 <p>7756</p> <p>Two Seater - Extended Back w/Arms COM Yardage: 7 Freight Class: 300 Product Weight (lbs.): 102 Cubic Feet Per Carton: 62.75</p> <p>High Traffic model For Power/USB module please see electrical placement chart No ganging hardware.</p>														
	<p>OVERALL DIMENSIONS</p> <p>W D H</p>			<p>SEAT DIMENSIONS</p> <p>W D H</p>			<p>BACK DIMENSIONS</p> <p>W H</p>							
	53.5	29.5	47	48	19	18	48	29						
	RTA 00													
 <p>7756L (Left Arm) 7756R (Right Arm)</p> <p>Two Seater - Extended Back w/One Arm COM Yardage: 6.25 Freight Class: 300 Product Weight (lbs.): 92 Cubic Feet Per Carton: 62.75</p> <p>High Traffic model For Power/USB module please see electrical placement chart. Includes ganging hardware (1 side).</p>														
	<p>OVERALL DIMENSIONS</p> <p>W D H</p>			<p>SEAT DIMENSIONS</p> <p>W D H</p>			<p>BACK DIMENSIONS</p> <p>W H</p>							
	51	29.5	47	48	19	18	48	29						
	RTA 00													
 <p>7756NA</p> <p>Armless Two Seater - Extended Back COM Yardage: 5.75 Freight Class: 300 Product Weight (lbs.): 82 Cubic Feet Per Carton: 62.75</p> <p>High Traffic model For Power/USB module please see electrical placement chart. Includes ganging hardware (2 sides).</p>														
	<p>OVERALL DIMENSIONS</p> <p>W D H</p>			<p>SEAT DIMENSIONS</p> <p>W D H</p>			<p>BACK DIMENSIONS</p> <p>W H</p>							
	48.5	29.5	47	48	19	18	48	29						
	RTA 00													

DESCRIPTION FEATURES MODEL# STANDARD FABRIC GRADES



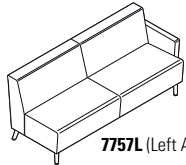
Three Seater - Standard Back w/Arms
 COM Yardage: 8.25
 Freight Class: 250
 Product Weight (lbs.): 133
 Cubic Feet Per Carton: 54

High Traffic model
 For Power/USB module please see electrical placement chart.
 No ganging hardware.

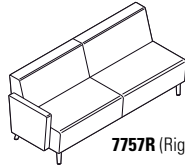
MODEL#	1	2	3	4	5	6	7	8	9	10	11	12
7757	4238	4456	4630	4891	5259	5392	5714	6331	6627	7199	7976	8945

OVERALL DIMENSIONS			SEAT DIMENSIONS			BACK DIMENSIONS	
W	D	H	W	D	H	W	H
77.5	29.5	32	72	19	18	72	14

RTA 00



7757L (Left Arm)



7757R (Right Arm)

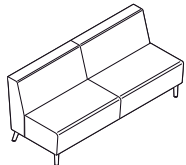
Three Seater - Standard Back w/One Arm
 COM Yardage: 7.75
 Freight Class: 250
 Product Weight (lbs.): 123
 Cubic Feet Per Carton: 54

High Traffic model
 For Power/USB module please see electrical placement chart.
 Includes ganging hardware (1 side).

MODEL#	1	2	3	4	5	6	7	8	9	10	11	12
7757L	3990	4194	4357	4602	4949	5073	5376	5955	6233	6771	7501	8411
7757R	3990	4194	4357	4602	4949	5073	5376	5955	6233	6771	7501	8411

OVERALL DIMENSIONS			SEAT DIMENSIONS			BACK DIMENSIONS	
W	D	H	W	D	H	W	H
75	29.5	32	72	19	18	72	14

RTA 00



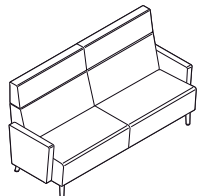
Armless Three Seater - Standard Back
 COM Yardage: 7
 Freight Class: 250
 Product Weight (lbs.): 113
 Cubic Feet Per Carton: 54

High Traffic model
 For Power/USB module please see electrical placement chart.
 Includes ganging hardware (2 sides).

MODEL#	1	2	3	4	5	6	7	8	9	10	11	12
7757NA	3743	3928	4076	4297	4610	4722	4996	5519	5770	6256	6915	7737

OVERALL DIMENSIONS			SEAT DIMENSIONS			BACK DIMENSIONS	
W	D	H	W	D	H	W	H
72.5	29.5	32	72	19	18	72	14

RTA 00



Three Seater - High Back w/Arms
 COM Yardage: 10.50
 Freight Class: 250
 Product Weight (lbs.): 139
 Cubic Feet Per Carton: 68

High Traffic model
 For Power/USB module please see electrical placement chart.
 No ganging hardware.

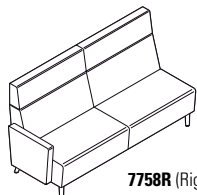
MODEL#	1	2	3	4	5	6	7	8	9	10	11	12
7758	4884	5161	5381	5713	6183	6351	6761	7546	7923	8651	9640	10873

OVERALL DIMENSIONS			SEAT DIMENSIONS			BACK DIMENSIONS	
W	D	H	W	D	H	W	H
77.5	29.5	41.5	72	19	18	72	24

RTA 00



7758L (Left Arm)



7758R (Right Arm)


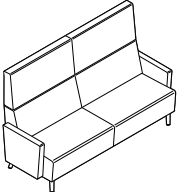
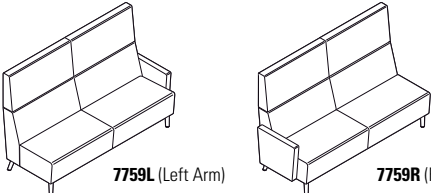

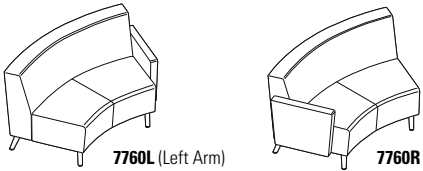
Three Seater - High Back w/One Arm
 COM Yardage: 9.75
 Freight Class: 300
 Product Weight (lbs.): 129
 Cubic Feet Per Carton: 68

High Traffic model
 For Power/USB module please see electrical placement chart.
 Includes ganging hardware (1 side).


MODEL#	1	2	3	4	5	6	7	8	9	10	11	12
7758L Left Arm	4642	4900	5105	5413	5849	6006	6387	7115	7465	8141	9060	10205
7758R Right Arm	4642	4900	5105	5413	5849	6006	6387	7115	7465	8141	9060	10205

OVERALL DIMENSIONS			SEAT DIMENSIONS			BACK DIMENSIONS	
W	D	H	W	D	H	W	H
75	29.5	41.5	72	19	18	72	24

RTA 00

DESCRIPTION	FEATURES	MODEL#	STANDARD FABRIC GRADES												
			1	2	3	4	5	6	7	8	9	10	11	12	
 <p>Armless Three Seater - High Back COM Yardage: 9.25 Freight Class: 300 Product Weight (lbs.): 119 Cubic Feet Per Carton: 68</p>	<p>High Traffic model For Power/USB module please see electrical placement chart. Includes ganging hardware (2 sides).</p>	7758NA	4394	4638	4832	5125	5538	5687	6048	6739	7072	7713	8584	9671	
			OVERALL DIMENSIONS			SEAT DIMENSIONS			BACK DIMENSIONS						
			W	D	H	W	D	H	W	H					
			72.5	29.5	41.5	72	19	18	72	24					
			RTA 00												
 <p>Three Seater - Extended Back w/Arms COM Yardage: 11 Freight Class: 300 Product Weight (lbs.): 144 Cubic Feet Per Carton: 78.75</p>	<p>High Traffic model For Power/USB module please see electrical placement chart. No ganging hardware.</p>	7759	5081	5371	5602	5950	6441	6618	7048	7870	8265	9028	10064	11356	
			OVERALL DIMENSIONS			SEAT DIMENSIONS			BACK DIMENSIONS						
			W	D	H	W	D	H	W	H					
			77.5	29.5	47	72	19	18	72	29					
			RTA 00												
 <p>7759L (Left Arm) 7759R (Right Arm)</p> <p>Three Seater - Extended Back w/One Arm COM Yardage: 10.50 Freight Class: 300 Product Weight (lbs.): 134 Cubic Feet Per Carton: 78.75</p>	<p>High Traffic model For Power/USB module please see electrical placement chart. Includes ganging hardware (1 side).</p>	7759L Left Arm	4834	5112	5333	5664	6134	6302	6713	7497	7874	8602	9591	10825	
			7759R Right Arm	4834	5112	5333	5664	6134	6302	6713	7497	7874	8602	9591	10825
				OVERALL DIMENSIONS			SEAT DIMENSIONS			BACK DIMENSIONS					
				W	D	H	W	D	H	W	H				
			RTA 00												
 <p>Armless Three Seater - Extended Back COM Yardage: 9.75 Freight Class: 300 Product Weight (lbs.): 124 Cubic Feet Per Carton: 78.75</p>	<p>High Traffic model For Power/USB module please see electrical placement chart. Includes ganging hardware (2 sides).</p>	7759NA	4586	4843	5048	5356	5792	5948	6329	7058	7408	8084	9003	10148	
			OVERALL DIMENSIONS			SEAT DIMENSIONS			BACK DIMENSIONS						
			W	D	H	W	D	H	W	H					
			72.5	29.5	47	72	19	18	72	29					
			RTA 00												
 <p>7760L (Left Arm) 7760R (Right Arm)</p> <p>IS Curve - Two Seater - Standard Back w/One Arm COM Yardage: 5.25 Freight Class: 250 Product Weight (lbs.): 88 Cubic Feet Per Carton: 43</p>	<p>High Traffic model For Power/USB module please see electrical placement chart. Includes ganging hardware (1 side).</p>	7760L	2869	3009	3119	3285	3520	3604	3809	4202	4390	4754	5249	5865	
			7760R	2869	3009	3119	3285	3520	3604	3809	4202	4390	4754	5249	5865
				OVERALL DIMENSIONS			SEAT DIMENSIONS			BACK DIMENSIONS					
				W	D	H	W	D	H	W	H				
			RTA 00												

DESCRIPTION FEATURES MODEL# STANDARD FABRIC GRADES



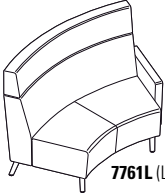
Armless IS Curve - Two Seat - Standard Back
 COM Yardage: 4.50
 Freight Class: 300
 Product Weight (lbs.): 78
 Cubic Feet Per Carton: 43

High Traffic model
 For Power/USB module please see electrical placement chart.
 Includes ganging hardware (2 sides).

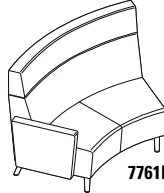
	1	2	3	4	5	6	7	8	9	10	11	12
7760NA	2622	2742	2837	2979	3180	3252	3428	3764	3926	4238	4662	5190

OVERALL DIMENSIONS			SEAT DIMENSIONS			BACK DIMENSIONS	
W	D	H	W	D	H	W	H
55	29.5	32	42	19	18	51	14

RTA 00



7761L (Left Arm)



7761R (Right Arm)

IS Curve - Two Seater - High Back w/One Arm
 COM Yardage: 6.50
 Freight Class: 300
 Product Weight (lbs.): 94
 Cubic Feet Per Carton: 54


High Traffic model
 For Power/USB module please see electrical placement chart.
 Includes ganging hardware (1 side).

	1	2	3	4	5	6	7	8	9	10	11	12
7761L	3430	3601	3738	3944	4234	4338	4592	5078	5312	5762	6375	7138

7761R	3430	3601	3738	3944	4234	4338	4592	5078	5312	5762	6375	7138
--------------	------	------	------	------	------	------	------	------	------	------	------	------

OVERALL DIMENSIONS			SEAT DIMENSIONS			BACK DIMENSIONS	
W	D	H	W	D	H	W	H
57	29.5	41.5	42	19	18	51	24

RTA 00



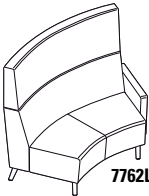
Armless IS Curve - Two Seater - High Back
 COM Yardage: 6
 Freight Class: 300
 Product Weight (lbs.): 84
 Cubic Feet Per Carton: 54

High Traffic model
 For Power/USB module please see electrical placement chart.
 Includes ganging hardware (2 sides).

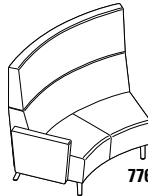
	1	2	3	4	5	6	7	8	9	10	11	12
7761NA	3182	3340	3466	3656	3924	4020	4255	4703	4919	5335	5900	6605

OVERALL DIMENSIONS			SEAT DIMENSIONS			BACK DIMENSIONS	
W	D	H	W	D	H	W	H
55	29.5	41.5	42	19	18	51	24

RTA 00



7762L (Left Arm)



7762R (Right Arm)

IS Curve - Two Seater - Extended Back w/One Arm
 COM Yardage: 7
 Freight Class: 300
 Product Weight (lbs.): 99
 Cubic Feet Per Carton: 62.75

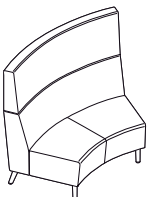
High Traffic model
 For Power/USB module please see electrical placement chart.
 Includes ganging hardware (1 side).

	1	2	3	4	5	6	7	8	9	10	11	12
7762L	3713	3897	4045	4266	4579	4691	4965	5488	5739	6225	6884	7706

7762R	3713	3897	4045	4266	4579	4691	4965	5488	5739	6225	6884	7706
--------------	------	------	------	------	------	------	------	------	------	------	------	------

OVERALL DIMENSIONS			SEAT DIMENSIONS			BACK DIMENSIONS	
W	D	H	W	D	H	W	H
57	29.5	47	42	19	18	51	29

RTA 00



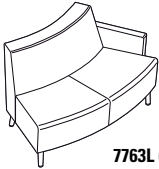

Armless IS Curve - Two Seater - Extended Back
 COM Yardage: 6.75
 Freight Class: 29.5
 Product Weight (lbs.): 89
 Cubic Feet Per Carton: 6.75


High Traffic model
 For Power/USB module please see electrical placement chart.
 Includes ganging hardware (2 sides).

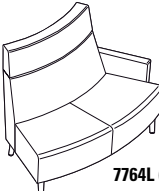
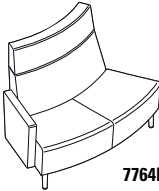
	1	2	3	4	5	6	7	8	9	10	11	12
7762NA	3465	3644	3786	3999	4301	4409	4673	5178	5420	5888	6524	7317


OVERALL DIMENSIONS			SEAT DIMENSIONS			BACK DIMENSIONS	
W	D	H	W	D	H	W	H
55	29.5	47	42	19	18	51	29

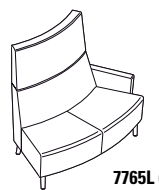
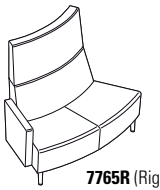
RTA 00

DESCRIPTION	FEATURES	MODEL#	STANDARD FABRIC GRADES											
			1	2	3	4	5	6	7	8	9	10	11	12
 <p>7763L (Left Arm)</p>	 <p>7763R (Right Arm)</p>													
		<p>7763L Left Arm</p> <p>7763R Right Arm</p>	2869	3009	3119	3285	3520	3604	3809	4202	4390	4754	5249	5865
<p>OS Curve - Two Seater - Standard Back w/One Arm COM Yardage: 5.25 Freight Class: 300 Product Weight (lbs.): 82 Cubic Feet Per Carton: 43</p>			<p>High Traffic model For Power/USB module please see electrical placement chart. Includes ganging hardware (1 side).</p>			<p>OVERALL DIMENSIONS W D H</p>			<p>SEAT DIMENSIONS W D H</p>			<p>BACK DIMENSIONS W H</p>		
			54.5 29.5 32			48 19 18			36 14			<p>RTA 00</p>		


DESCRIPTION	FEATURES	MODEL#	STANDARD FABRIC GRADES											
			1	2	3	4	5	6	7	8	9	10	11	12
														
		7763NA	2622	2742	2837	2979	3180	3252	3428	3764	3926	4238	4662	5190
<p>Armless OS Curve - Two Seater - Standard Back COM Yardage: 4.50 Freight Class: 300 Product Weight (lbs.): 72 Cubic Feet Per Carton: 43</p>		<p>High Traffic model For Power/USB module please see electrical placement chart. Includes ganging hardware (2 sides).</p>		<p>OVERALL DIMENSIONS W D H</p>			<p>SEAT DIMENSIONS W D H</p>			<p>BACK DIMENSIONS W H</p>				
		54 29.5 32		48 19 18			36 14			<p>RTA 00</p>				

DESCRIPTION	FEATURES	MODEL#	STANDARD FABRIC GRADES											
			1	2	3	4	5	6	7	8	9	10	11	12
 <p>7764L (Left Arm)</p>	 <p>7764R (Right Arm)</p>													
		<p>7764L Left Arm</p> <p>7764R Right Arm</p>	3283	3454	3591	3796	4087	4191	4445	4931	5165	5615	6227	6991
<p>OS Curve - Two Seater - High Back w/One Arm COM Yardage: 6.50 Freight Class: 300 Product Weight (lbs.): 88 Cubic Feet Per Carton: 54</p>			<p>High Traffic model For Power/USB module please see electrical placement chart. Includes ganging hardware (1 side).</p>			<p>OVERALL DIMENSIONS W D H</p>			<p>SEAT DIMENSIONS W D H</p>			<p>BACK DIMENSIONS W H</p>		
			54.5 29.5 41.5			48 19 18			36 24			<p>RTA 00</p>		

DESCRIPTION	FEATURES	MODEL#	STANDARD FABRIC GRADES											
			1	2	3	4	5	6	7	8	9	10	11	12
														
		7764NA	3036	3194	3320	3510	3778	3875	4109	4557	4773	5189	5754	6459
<p>Armless OS Curve - Two Seater - High Back COM Yardage: 6 Freight Class: 300 Product Weight (lbs.): 78 Cubic Feet Per Carton: 54</p>		<p>High Traffic model For Power/USB module please see electrical placement chart. Includes ganging hardware (2 sides).</p>		<p>OVERALL DIMENSIONS W D H</p>			<p>SEAT DIMENSIONS W D H</p>			<p>BACK DIMENSIONS W H</p>				
		54 29.5 41.5		48 19 18			36 24			<p>RTA 00</p>				

DESCRIPTION	FEATURES	MODEL#	STANDARD FABRIC GRADES											
			1	2	3	4	5	6	7	8	9	10	11	12
 <p>7765L (Left Arm)</p>	 <p>7765R (Right Arm)</p>													
		<p>7765L Left Arm</p> <p>7765R Right Arm</p>	3546	3731	3879	4100	4413	4525	4799	5322	5573	6058	6718	7540
<p>OS Curve - Two Seater - Extended Back w/One Arm COM Yardage: 7 Freight Class: 300 Product Weight (lbs.): 93 Cubic Feet Per Carton: 62.75</p>			<p>High Traffic model For Power/USB module please see electrical placement chart. Includes ganging hardware (1 side).</p>			<p>OVERALL DIMENSIONS W D H</p>			<p>SEAT DIMENSIONS W D H</p>			<p>BACK DIMENSIONS W H</p>		
			54.5 29.5 47			48 19 18			36 29			<p>RTA 00</p>		

DESCRIPTION FEATURES MODEL# STANDARD FABRIC GRADES



Armless OS Curve - Two Seater - Extended High Back
 COM Yardage: 6.75
 Freight Class: 300
 Product Weight (lbs.): 83
 Cubic Feet Per Carton: 62.75

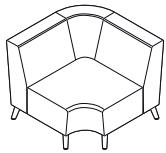
High Traffic model
 For Power/USB module please see electrical placement chart. Includes ganging hardware (2 sides).

MODEL#	1	2	3	4	5	6	7	8	9	10	11	12
7765NA	3298	3476	3618	3831	4133	4241	4505	5010	5252	5720	6356	7149

OVERALL DIMENSIONS SEAT DIMENSIONS BACK DIMENSIONS
 W D H W D H W H

54	29.5	47	48	19	18	36	28
----	------	----	----	----	----	----	----

RTA 00



Armless Corner Unit - Standard Back
 COM Yardage: 5.50
 Freight Class: 300
 Product Weight (lbs.): 75
 Cubic Feet Per Carton: 49

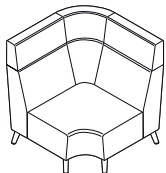
High Traffic model
 For Power/USB module please see electrical placement chart. Includes ganging hardware (2 sides).

MODEL#	1	2	3	4	5	6	7	8	9	10	11	12
7766	3298	3443	3559	3733	3978	4067	4282	4693	4890	5272	5790	6436

OVERALL DIMENSIONS SEAT DIMENSIONS BACK DIMENSIONS
 W D H W D H W H

38	38	32	24	19	18	24	14
----	----	----	----	----	----	----	----

RTA 00



Armless Corner Unit - High Back
 COM Yardage: 7.75
 Freight Class: 300
 Product Weight (lbs.): 82
 Cubic Feet Per Carton: 49

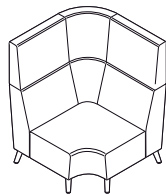
High Traffic model
 For Power/USB module please see electrical placement chart. Includes ganging hardware (2 sides).

MODEL#	1	2	3	4	5	6	7	8	9	10	11	12
7767	4182	4386	4549	4794	5140	5265	5568	6147	6425	6963	7693	8603

OVERALL DIMENSIONS SEAT DIMENSIONS BACK DIMENSIONS
 W D H W D H W H

38	38	41.5	24	19	18	24	24
----	----	------	----	----	----	----	----

RTA 00



Armless Corner Unit - Extended Back
 COM Yardage: 8.5
 Freight Class: 300
 Product Weight (lbs.): 88
 Cubic Feet Per Carton: 49

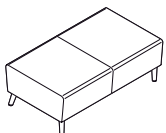
High Traffic model
 For Power/USB module please see electrical placement chart. Includes ganging hardware (2 sides).

MODEL#	1	2	3	4	5	6	7	8	9	10	11	12
7768	4647	4872	5051	5320	5700	5836	6168	6803	7109	7698	8499	9497

OVERALL DIMENSIONS SEAT DIMENSIONS BACK DIMENSIONS
 W D H W D H W H

38	38	47	24	19	18	24	29
----	----	----	----	----	----	----	----

RTA 00



Two Seater Bench
 COM Yardage: 2.25
 Freight Class: 300
 Product Weight (lbs.): 41
 Cubic Feet Per Carton: 21.25

High Traffic model
 For Power/USB module please see electrical placement chart. Includes ganging hardware (2 sides).

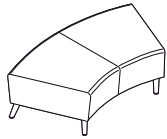
MODEL#	1	2	3	4	5	6	7	8	9	10	11	12
7775	1612	1672	1719	1790	1891	1927	2015	2183	2264	2420	2632	2896

OVERALL DIMENSIONS SEAT DIMENSIONS BACK DIMENSIONS
 W D H W D H W H

48.5	28	17.5					
------	----	------	--	--	--	--	--

RTA 00

DESCRIPTION	FEATURES	MODEL#	STANDARD FABRIC GRADES											
-------------	----------	--------	------------------------	--	--	--	--	--	--	--	--	--	--	--



IS Curve - Two Seater Bench
 COM Yardage: 3
 Freight Class: 300
 Product Weight (lbs.): 41
 Cubic Feet Per Carton: 21.25

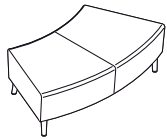
High Traffic model
 For Power/USB module please see electrical placement chart.
 Includes ganging hardware (2 sides).

MODEL#	1	2	3	4	5	6	7	8	9	10	11	12
7776	2329	2409	2472	2567	2701	2750	2867	3091	3199	3407	3689	4042

OVERALL DIMENSIONS			SEAT DIMENSIONS			BACK DIMENSIONS	
W	D	H	W	D	H	W	H

54 28 17.5

RTA 00



OS Curve - Two Seater Bench
 COM Yardage: 3
 Freight Class: 300
 Product Weight (lbs.): 41
 Cubic Feet Per Carton: 21.25

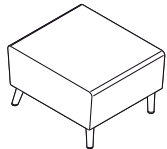
High Traffic model
 For Power/USB module please see electrical placement chart.
 Includes ganging hardware (2 sides).

MODEL#	1	2	3	4	5	6	7	8	9	10	11	12
7777	2329	2409	2472	2567	2701	2750	2867	3091	3199	3407	3689	4042

OVERALL DIMENSIONS			SEAT DIMENSIONS			BACK DIMENSIONS	
W	D	H	W	D	H	W	H

54 28 17.5

RTA 00



Square Single Seater Bench
 COM Yardage: 1.75
 Freight Class: 250
 Product Weight (lbs.): 30
 Cubic Feet Per Carton: 9.25

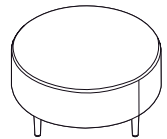
High Traffic model
 No Power/USB module.
 Includes ganging hardware (2 sides).

MODEL#	1	2	3	4	5	6	7	8	9	10	11	12
7778	1041	1087	1124	1180	1258	1286	1354	1485	1548	1669	1834	2040

OVERALL DIMENSIONS			SEAT DIMENSIONS			BACK DIMENSIONS	
W	D	H	W	D	H	W	H

24.5 28 17.5

RTA 00



36" Dia. - Round Bench
 COM Yardage: 3
 Freight Class: 250
 Product Weight (lbs.): 46
 Cubic Feet Per Carton: 18.25

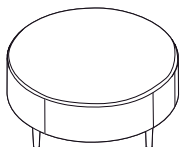
High Traffic model
 No Power/USB module.
 No ganging hardware.

MODEL#	1	2	3	4	5	6	7	8	9	10	11	12
7779	1389	1468	1531	1626	1760	1808	1926	2150	2258	2466	2748	3101

OVERALL DIMENSIONS			SEAT DIMENSIONS			BACK DIMENSIONS	
W	D	H	W	D	H	W	H

36 36 17.5

RTA 00



42" Dia. - Round Bench
 COM Yardage: 3.25
 Freight Class: 250
 Product Weight (lbs.): 50
 Cubic Feet Per Carton: 22

High Traffic model
 No Power/USB module.
 No ganging hardware.

MODEL#	1	2	3	4	5	6	7	8	9	10	11	12
7780	1627	1713	1781	1884	2029	2081	2208	2451	2568	2793	3099	3481

OVERALL DIMENSIONS			SEAT DIMENSIONS			BACK DIMENSIONS	
W	D	H	W	D	H	W	H

42 42 17.5

RTA 00

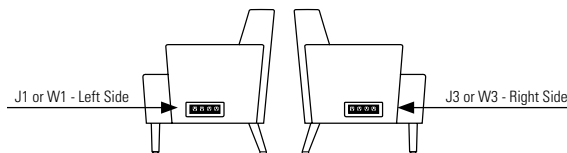
RIVER PERSONAL HARBOR



Sample Layout

ELECTRICAL PLACEMENT

Locations available on left side J1 (black) or W1 (white), right side J3 (black) or W3 (white) or both sides J1/J3 (black) or W1/W3 (white).



Personal Harbor - power module is located left or right of the seat box

STANDARD FEATURES

- River Personal Harbor is a line extension of the popular River modular seating series. For modular series see River price book pages.
- The freestanding soft seating models are available with standard height, high and extended high backs.
- The unique tapered legs (swaged legs) are made of welded steel, heavy duty construction, with each leg bolted directly to the frame. The extremely robust construction insures trouble free performance in any environment. All units have the same leg height of 6.5". The leg height makes it easier to clean under the product.
- Each leg is standard with adjustable black leveling glides and are non-marking. Wood legs and casters are not available.
- All cushions are fixed and non-removable (cushions will not migrate). Perimeter seams feature a decorative single stitch detail, which makes seams lay flat and adds extra seam strength.
- Seating frames are heavy duty with interlocking plywood, puzzle box construction, made for rugged active environments. Seats are high density with highly resilient foam and are equipped with a synthetic rubberized webbing suspension system for extra comfort.
- Front edge or face of the seat, angles slightly inward, so feet have freedom of movement and shoe heels don't rub on the seat. This inward slanting matches the inward angles of the back. Benches and connecting end tables also reflect the inward angles on the front and back faces, so all units coordinate in visual appearance.
- High Traffic (HT) units are rated at 350 lbs. active load per seat and 24/7 use. These units have the same puzzle box frame construction except that the framing wood is 1" thick, rotary cut, birch plywood and all arms, seat and back cushions are made with Ultracell Foam.

- High Traffic (HT) models are recommend to be specified in textiles that meet or exceed 100,000 double rubs for added abrasion performance.

OPTIONAL FEATURES


- Seating units can be specified with Power/USB terminals, which includes two power outlets, two double USB terminals and a black 60" three-prong power cord. Each Power/USB module is set in predetermined locations, as shown in the electrical illustrations below. Electrical units must be factory installed.
- To add a Power/USB module: From the electrical illustrations below, please specify J1, W1, J2, W2, J3, W4, J4, W4, J6 or W6 after the product model number. Please note on seating units, if both right and left locations are required, add both J1/J3 or W1/W3 to the model number. Add \$635.00 for each module/location required.
- Power/USB modules are available with either Jet Black (J) face plate with black Power/USB receptacles or with a White (W) face plate with white Power/USB receptacles.
- The metal legs are standard in Chrome (CHR). Tungsten (TUN) and Black (BLK) finishes are also available at no up charge. Laptop tables bases are only available in Tungsten (TUN) and Black (BLK) finishes.
- All models are available in fabric or vinyl. Leather upholstery is available upon special request and is only recommended for seat use. If more than one fabric or a fabric/vinyl leather combination is required, please fill out a "Seating Multiple Textile" form, specifying each fabric location. Please contact Customercare for more information.

DESCRIPTION

FEATURES

MODEL#

STANDARD FABRIC GRADES



Personal Harbor - Standard Back
COM Yardage: 5.5
Freight Class: 150
Product Weight (lbs.): 70
Cubic Feet Per Carton: 31.75

For Power/USB module please see electrical placement chart. Freestanding unit only.

	1	2	3	4	5	6	7	8	9	10	11	12
7746	2637	2777	2889	3057	3295	3406	3622	3966	4231	4525	5132	5778


OVERALL DIMENSIONS

SEAT DIMENSIONS

BACK DIMENSIONS

W	D	H	W	D	H	W	H
45	29.5	32	24	19	18	27	14

RTA 00



Personal Harbor - High Back
COM Yardage: 7.09
Freight Class: 300
Product Weight (lbs.): 86
Cubic Feet Per Carton: 40.25

For Power/USB module please see electrical placement chart. Freestanding unit only.

	1	2	3	4	5	6	7	8	9	10	11	12
7747	3708	3905	4063	4299	4634	4792	5096	5581	5954	6369	7223	8134

OVERALL DIMENSIONS

SEAT DIMENSIONS





BACK DIMENSIONS

W	D	H	W	D	H	W	H
45	29.5	47	24	19	18	27	24

RTA 00

LOUNGE

RIVER™ PERSONAL HARBOR R

DESCRIPTION	FEATURES	MODEL#	STANDARD FABRIC GRADES													
			1	2	3	4	5	6	7	8	9	10	11	12		
 <p>Personal Harbor - Extended Back COM Yardage: 8.5 Freight Class: 300 Product Weight (lbs.): 102 Cubic Feet Per Carton: 45.75</p>	<p>For Power/USB module please see electrical placement chart. Freestanding unit only.</p>	7748	4172	4388	4561	4820	5188	5361	5694	6226	6635	7090	8027	9027		
			OVERALL DIMENSIONS			SEAT DIMENSIONS			BACK DIMENSIONS							
			W	D	H	W	D	H	W	H						
			45	29.5	47	24	19	18	27	29						
			RTA 00													
 <p>Personal Harbor - Standard Back COM Yardage: 5.5 Freight Class: 150 Product Weight (lbs.): 70 Cubic Feet Per Carton: 31.75</p>	<p>High Traffic model For Power/USB module please see electrical placement chart. Freestanding unit only.</p>	7786	3011	4340	3151	3263	3431	3669	3781	3997	4605	4900	5506	6153		
			OVERALL DIMENSIONS			SEAT DIMENSIONS			BACK DIMENSIONS							
			W	D	H	W	D	H	W	H						
			45	29.5	32	24	19	18	27	14						
			RTA 00													
 <p>Personal Harbor - High Back COM Yardage: 7.09 Freight Class: 300 Product Weight (lbs.): 86 Cubic Feet Per Carton: 40.25</p>	<p>High Traffic model For Power/USB module please see electrical placement chart. Freestanding unit only.</p>	7787	4192	4389	4547	4783	5119	5276	5580	6065	6438	6853	7707	8619		
			OVERALL DIMENSIONS			SEAT DIMENSIONS			BACK DIMENSIONS							
			W	D	H	W	D	H	W	H						
			45	29.5	41.5	24	19	18	27	24						
			RTA 00													
 <p>Personal Harbor - Extended Back COM Yardage: 8.5 Freight Class: 300 Product Weight (lbs.): 102 Cubic Feet Per Carton: 45.75</p>	<p>High Traffic model For Power/USB module please see electrical placement chart. Freestanding unit only.</p>	7788	4546	4763	4936	5195	5563	5735	6069	6600	7009	7465	8402	9401		
			OVERALL DIMENSIONS			SEAT DIMENSIONS			BACK DIMENSIONS							
			W	D	H	W	D	H	W	H						
			45	29.5	47	24	19	18	27	29						
			RTA 00													

SIRENA™



models 3371 Lounge Chairs, 3373 Two Seat Sofa, 3400 Coffee Table, and 3402 End Table



model 3371



model 3372CRTL

STANDARD FEATURES

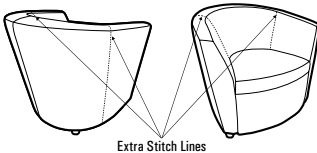
- Modern club style seating includes: lounge chair, two and three seat sofas.
- Complete with Modern tables for reception areas, meeting rooms, and private office use.
- Lounge seating distinctive round style feet are finished in Black Only.
- All models have fixed, non-removable seat cushions with arm height at 25" in the front.
- Casters are available on lounge chairs only. C1M casters are standard.
- The leather seat and front panel used on LF models is available in GLOBAL Grade 10 All Leather or Contract Leather (Grade 12). Please note leather models offer additional stitch details.
- When ordering models with tablet please specify for left hand or for right hand tablet. See models below.
- Laminate Tops, are 1 1/2" thick.
- Table legs are 1 1/2" steel tubing, tapered toward the bottom to 7/8", equipped with self-leveling, pivoting steel glides.



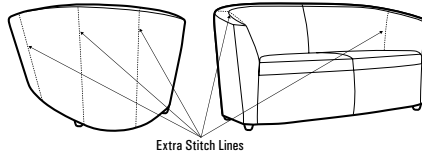
OPTIONAL FEATURES

- For additional Leather options please refer to the Textiles and Finishes section. When ordering, please specify both a Fabric color and Leather color. For example, Match (Grade 2 Fabric) with Prescott Leather (Grade 12). Not available in Jenny, Match, Pebbles, and Station.
- Laminate tables, tablets and book shelves are offered in the following laminate finishes: Absolute Acajou (ACJ), Asian Night (ASN), Avant Cherry (AWC), Avant Honey (AWH), Dark Espresso (DES), Hayden Grey (Taupe) (HGT), Shaker Cherry (SKC), Tiger Mahogany (TMA), Tiger Maple (TMP), Tiger Walnut (TWL), White (WHT), White Chocolate (WCH) and Winter Cherry (WCR). Please Specify.
- MDF tops are 2/4" thick and feature a refined edge with a round triangular profile and an epoxy finish.
- MDF Table tops, tablets and book shelves are also offered in Charcoal (CHR) or White (WHT). Please specify.
- Table legs are available in Tungstn (TUN), Charcoal (CHR), Black (BLK) at no upcharge. Not available in Chrome.

STITCH DETAIL WHEN UPHOLSTERED IN ALL LEATHER - ILLUSTRATIONS BELOW



Lounge Chair



Two and Three Seater Sofas

SAMPLE LAYOUTS



Lounge Chair Fabric
COM Yardage: 4.25
Freight Class: 250
Product Weight (lbs.): 52
Cubic Feet Per Carton: 19.25

	1	2	3	4	5	6	7	8	9	10	11	12
3371	-	1112	1192	1311	1480	1544	1692	1971	2110	2368	2728	3172

OVERALL DIMENSIONS			SEAT DIMENSIONS			BACK DIMENSIONS	
W	D	H	W	D	H	W	H
30.5	29.5	28.5	20	20	17.5	19	11.5

RTA 00








Lounge Chair w/Casters
COM Yardage: 4.25
Freight Class: 250
Product Weight (lbs.): 52
Cubic Feet Per Carton: 19.25



	1	2	3	4	5	6	7	8	9	10	11	12
3371C	-	1196	1281	1405	1584	1651	1806	2098	2245	2516	2893	3358



OVERALL DIMENSIONS			SEAT DIMENSIONS			BACK DIMENSIONS	
W	D	H	W	D	H	W	H
30.5	29.5	29.5	20	20	17.5	19	11.5



RTA 00



DESCRIPTION	FEATURES	MODEL#	STANDARD FABRIC GRADES												
			1	2	3	4	5	6	7	8	9	10	11	12	
 3371LTL	 3371RTL	3371LTL 3371RTL	-	1605	1688	1814	1991	2058	2213	2506	2653	2923	3302	3767	
			OVERALL DIMENSIONS W D H			SEAT DIMENSIONS W D H			BACK DIMENSIONS W H						
			32.5	29.5	28.5	20	20	17.5	19	11.5					
			RTA 00												
 3371CLTL	 3371CRTL	3371CLTL 3371CRTL	-	1698	1782	1907	2084	2151	2308	2598	2746	3016	3395	3860	
			OVERALL DIMENSIONS W D H			SEAT DIMENSIONS W D H			BACK DIMENSIONS W H						
			32	29.5	29.5	20	20	17.5	19	11.5					
			RTA 00												
 3371LTM	 3371RTM	3371LTM 3371RTM	-	1859	1943	2069	2246	2313	2469	2760	2908	3177	3556	4022	
			OVERALL DIMENSIONS W D H			SEAT DIMENSIONS W D H			BACK DIMENSIONS W H						
			32.5	29.5	28.5	20	20	17.5	19	11.5					
			RTA 00												
 3371CLTM	 3371CRTM	3371CLTM 3371CRTM	-	1954	2038	2164	2341	2408	2564	2855	3002	3273	3652	4117	
			OVERALL DIMENSIONS W D H			SEAT DIMENSIONS W D H			BACK DIMENSIONS W H						
			32	29.5	29.5	20	20	17.5	19	11.5					
			RTA 00												
 3371LF			1/L	2/L	3/L	4/L	5/L	6/L	7/L	8/L	9/L	10/L	11/L	12/L	
	3371LF Leather/Fabric			-	1459	1542	1664	1838	1904	2057	2342	2488	2754	3124	3582
OVERALL DIMENSIONS W D H			SEAT DIMENSIONS W D H			BACK DIMENSIONS W H									
			30.5	29.5	28.5	20	20	17.5	19	11.5					
			RTA 00												









DESCRIPTION	FEATURES	MODEL#	STANDARD FABRIC GRADES											
			1/L	2/L	3/L	4/L	5/L	6/L	7/L	8/L	9/L	10/L	11/L	12/L
 <p>Lounge Chair w/Casters COM Yardage: 4.25 Freight Class: 250 Product Weight (lbs.): 52 Cubic Feet Per Carton: 19.25</p>		3371CLF	-	1548	1632	1758	1935	2002	2157	2450	2596	2867	3244	3709
			OVERALL DIMENSIONS			SEAT DIMENSIONS			BACK DIMENSIONS					
			W	D	H	W	D	H	W	H				
			30.5	29.5	29.5	20	20	17.5	19	11.5				
			RTA 00											







DESCRIPTION	FEATURES	MODEL#	STANDARD FABRIC GRADES											
			1/L	2/L	3/L	4/L	5/L	6/L	7/L	8/L	9/L	10/L	11/L	12/L
 <p>3371LFLTL</p>  <p>3371LFRTL</p> <p>Lounge Chair w/Laminate Tablet COM Yardage: 4.25 Freight Class: 250 Product Weight (lbs.): 58 Cubic Feet Per Carton: 19.25</p>		3371LFLTL	-	1935	2018	2144	2321	2388	2544	2838	2983	3255	3632	4097
			OVERALL DIMENSIONS			SEAT DIMENSIONS			BACK DIMENSIONS					
			W	D	H	W	D	H	W	H				
			32.5	29.5	28.5	20	20	17.5	19	11.5				
			RTA 00											










DESCRIPTION	FEATURES	MODEL#	STANDARD FABRIC GRADES											
			1/L	2/L	3/L	4/L	5/L	6/L	7/L	8/L	9/L	10/L	11/L	12/L
 <p>3371CLFLTL</p>  <p>3371CLFRTL</p> <p>Lounge Chair w/Casters & Laminate Tablet COM Yardage: 4.25 Freight Class: 150 Product Weight (lbs.): 62 Cubic Feet Per Carton: 19.25</p>		3371CLFLTL	-	1935	2018	2144	2321	2388	2544	2838	2983	3255	3632	4097
			OVERALL DIMENSIONS			SEAT DIMENSIONS			BACK DIMENSIONS					
			W	D	H	W	D	H	W	H				
			32	29.5	29.5	20	20	17.5	19	11.5				
			RTA 00											

DESCRIPTION	FEATURES	MODEL#	STANDARD FABRIC GRADES											
			1/L	2/L	3/L	4/L	5/L	6/L	7/L	8/L	9/L	10/L	11/L	12/L
 <p>3371LFLTM</p>  <p>3371LFRTM</p> <p>Lounge Chair w/MDF Tablet COM Yardage: 4.25 Freight Class: 250 Product Weight (lbs.): 58 Cubic Feet Per Carton: 19.25</p>		3371LFLTM	-	2189	2273	2400	2576	2643	2799	3091	3237	3509	3887	4352
			OVERALL DIMENSIONS			SEAT DIMENSIONS			BACK DIMENSIONS					
			W	D	H	W	D	H	W	H				
			32.5	29.5	28.5	20	20	17.5	19	11.5				
			RTA 00											

DESCRIPTION	FEATURES	MODEL#	STANDARD FABRIC GRADES											
			1/L	2/L	3/L	4/L	5/L	6/L	7/L	8/L	9/L	10/L	11/L	12/L
 <p>3371CLFLTM</p>  <p>3371CLFRTM</p> <p>Lounge Chair w/Casters & MDF Tablet COM Yardage: 4.25 Freight Class: 150 Product Weight (lbs.): 62 Cubic Feet Per Carton: 19.25</p>		3371CLFLTM	-	2285	2367	2494	2670	2737	2893	3186	3331	3604	3981	4446
			OVERALL DIMENSIONS			SEAT DIMENSIONS			BACK DIMENSIONS					
			W	D	H	W	D	H	W	H				
			32	29.5	29.5	20	20	17.5	19	11.5				
			RTA 00											

DESCRIPTION	FEATURES	MODEL#	STANDARD FABRIC GRADES											
			1	2	3	4	5	6	7	8	9	10	11	12
 <p>Lounge Chair COM Yardage: 4.25 Freight Class: 250 Product Weight (lbs.): 52 Cubic Feet Per Carton: 19.25</p>		3371LM	-	-	-	-	1507	-	-	2014	2171	2424	2805	3263
			Leather/Mock Leather											
				OVERALL DIMENSIONS			SEAT DIMENSIONS			BACK DIMENSIONS				
			W	D	H	W	D	H	W	H				
			30.5	29.5	28.5	20	20	17.5	19	11.5				
			RTA 00											
 <p>Lounge Chair w/Casters COM Yardage: 4.25 Freight Class: 250 Product Weight (lbs.): 52 Cubic Feet Per Carton: 19.25</p>		3371CLM	-	-	-	-	1594	-	-	2110	2269	2527	2917	3384
			Leather/Mock Leather											
				OVERALL DIMENSIONS			SEAT DIMENSIONS			BACK DIMENSIONS				
			W	D	H	W	D	H	W	H				
			30.5	29.5	29.5	20	20	17.5	19	11.5				
			RTA 00											
 <p>3371LMLTL</p>	 <p>3371LMRTL</p>	<p>3371LMLTL 3371LMRTL Leather/Mock Leather</p>	-	-	-	-	1982	-	-	2498	2658	2915	3306	3772
					OVERALL DIMENSIONS			SEAT DIMENSIONS			BACK DIMENSIONS			
					W	D	H	W	D	H	W	H		
			32.5	29.5	28.5	20	20	17.5	19	11.5				
			RTA 00											
 <p>3371CLMLTL</p>	 <p>3371CLMRTL</p>	<p>3371CLMLTL 3371CLMRTL Leather/Mock Leather</p>	-	-	-	-	2074	-	-	2590	2750	3007	3398	3865
					OVERALL DIMENSIONS			SEAT DIMENSIONS			BACK DIMENSIONS			
					W	D	H	W	D	H	W	H		
			32	29.5	29.5	20	20	17.5	19	11.5				
			RTA 00											
 <p>3371LMLTM</p>	 <p>3371LMRTM</p>	<p>3371LMLTM 3371LMRTM Leather/Mock Leather</p>	-	-	-	-	2236	-	-	2753	2912	3170	3561	4027
					OVERALL DIMENSIONS			SEAT DIMENSIONS			BACK DIMENSIONS			
					W	D	H	W	D	H	W	H		
			32.5	29.5	28.5	20	20	17.5	19	11.5				
			RTA 00											

DESCRIPTION	FEATURES	MODEL#	STANDARD FABRIC GRADES												
			1	2	3	4	5	6	7	8	9	10	11	12	
 <p>3371CLMLTM</p> <p>Lounge Chair w/Casters & MDF Tablet COM Yardage: 4.25 Freight Class: 150 Product Weight (lbs.): 62 Cubic Feet Per Carton: 19.25</p>	 <p>3371CLMRTM</p>	<p>3371CLMLTM</p> <p>Leather/Mock Leather</p>	-	-	-	-	2332	-	-	2847	3006	3264	3655	4121	
			<p>OVERALL DIMENSIONS</p> <p>W D H</p>			<p>SEAT DIMENSIONS</p> <p>W D H</p>			<p>BACK DIMENSIONS</p> <p>W H</p>						
			32	29.5	29.5	20	20	17.5	19	11.5					
			RTA 00												
 <p>Lounge Chair w/Laminate Book Shelf COM Yardage: 4.25 Freight Class: 250 Product Weight (lbs.): 55 Cubic Feet Per Carton: 19.25</p>		<p>3372</p>	-	1482	1562	1681	1850	1914	2062	2341	2480	2738	3098	3542	
	<p>OVERALL DIMENSIONS</p> <p>W D H</p>			<p>SEAT DIMENSIONS</p> <p>W D H</p>			<p>BACK DIMENSIONS</p> <p>W H</p>								
			30.5	29.5	28.5	20	20	17.5	19	11.5					
			RTA 00												
 <p>Lounge Chair w/Casters & Laminate Book Shelf COM Yardage: 4.25 Freight Class: 250 Product Weight (lbs.): 55 Cubic Feet Per Carton: 19.25</p>		<p>3372C</p>	-	1624	1704	1823	1992	2056	2204	2483	2622	2880	3240	3684	
	<p>OVERALL DIMENSIONS</p> <p>W D H</p>			<p>SEAT DIMENSIONS</p> <p>W D H</p>			<p>BACK DIMENSIONS</p> <p>W H</p>								
			30.5	29.5	28.5	20	20	17.5	19	11.5					
			RTA 00												
 <p>Lounge Chair w/MDF Book Shelf COM Yardage: 4.25 Freight Class: 250 Product Weight (lbs.): 50 Cubic Feet Per Carton: 19.25</p>		<p>3372M</p>	-	1857	1938	2057	2226	2290	2437	2716	2855	3115	3473	3917	
	<p>OVERALL DIMENSIONS</p> <p>W D H</p>			<p>SEAT DIMENSIONS</p> <p>W D H</p>			<p>BACK DIMENSIONS</p> <p>W H</p>								
			30.5	29.5	28.5	20	20	17.5	19	11.5					
			RTA 00												
 <p>Lounge Chair w/Casters & MDF Book Shelf COM Yardage: 4.25 Freight Class: 250 Product Weight (lbs.): 50 Cubic Feet Per Carton: 19.25</p>		<p>3372CM</p>	-	1953	2033	2152	2321	2385	2533	2812	2951	3210	3568	4012	
	<p>OVERALL DIMENSIONS</p> <p>W D H</p>			<p>SEAT DIMENSIONS</p> <p>W D H</p>			<p>BACK DIMENSIONS</p> <p>W H</p>								
			30.5	29.5	28.5	20	20	17.5	19	11.5					
			RTA 00												

DESCRIPTION	FEATURES	MODEL#	STANDARD FABRIC GRADES											
			1	2	3	4	5	6	7	8	9	10	11	12
 3372LTL	 3372RTL	3372LTL 3372RTL	-	1932	2012	2131	2300	2364	2512	2791	2930	3188	3548	3992
			OVERALL DIMENSIONS W D H			SEAT DIMENSIONS W D H			BACK DIMENSIONS W H					
Lounge Chair w/Laminate Tablet/Book Shelf COM Yardage: 4.25 Freight Class: 250 Product Weight (lbs.): 66 Cubic Feet Per Carton: 19.25			<div style="text-align: center;">RTA 00</div>											
 3372CLTL	 3372CRTL	3372CLTL 3372CRTL	-	2027	2107	2226	2395	2459	2607	2886	3025	3284	3643	4087
			OVERALL DIMENSIONS W D H			SEAT DIMENSIONS W D H			BACK DIMENSIONS W H					
Lounge Chair w/ Casters & Laminate Tablet/Book Shelf COM Yardage: 4.25 Freight Class: 250 Product Weight (lbs.): 66 Cubic Feet Per Carton: 19.25			<div style="text-align: center;">RTA 00</div>											
 3372LTM	 3372RTM	3372LTM 3372RTM	-	2516	2596	2715	2884	2948	3096	3375	3514	3772	4132	4576
			OVERALL DIMENSIONS W D H			SEAT DIMENSIONS W D H			BACK DIMENSIONS W H					
Lounge Chair w/MDF Tablet/Book Shelf COM Yardage: 4.25 Freight Class: 250 Product Weight (lbs.): 61 Cubic Feet Per Carton: 19.25			<div style="text-align: center;">RTA 00</div>											
 3372CLTM	 3372CRTM	3372CLTM 3372CRTM	-	2611	2691	2810	2979	3043	3191	3470	3609	3868	4227	4671
			OVERALL DIMENSIONS W D H			SEAT DIMENSIONS W D H			BACK DIMENSIONS W H					
Lounge Chair w/ Casters & MDF Tablet/Book Shelf COM Yardage: 4.25 Freight Class: 250 Product Weight (lbs.): 61 Cubic Feet Per Carton: 19.25			<div style="text-align: center;">RTA 00</div>											
 3372LM			-	-	-	-	1872	-	-	2363	2515	2761	3133	3577
	Lounge Chair w/Laminate Book Shelf COM Yardage: 4.25 Freight Class: 250 Product Weight (lbs.): 55 Cubic Feet Per Carton: 19.25			Leather/Mock Leather										
			OVERALL DIMENSIONS W D H			SEAT DIMENSIONS W D H			BACK DIMENSIONS W H					
			<div style="text-align: center;">RTA 00</div>											

DESCRIPTION FEATURES MODEL# STANDARD FABRIC GRADES



Lounge Chair w/Casters & Laminate Book Shelf
 COM Yardage: 4.25
 Freight Class: 250
 Product Weight (lbs.): 55
 Cubic Feet Per Carton: 19.25

	1	2	3	4	5	6	7	8	9	10	11	12
3372CLM	-	-	-	-	1968	-	-	2459	2611	2857	3229	3673
Leather/Mock Leather												

OVERALL DIMENSIONS			SEAT DIMENSIONS			BACK DIMENSIONS	
W	D	H	W	D	H	W	H
30.5	29.5	28.5	20	20	17.5	19	11.5

RTA 00



Lounge Chair w/MDF Book Shelf
 COM Yardage: 4.25
 Freight Class: 250
 Product Weight (lbs.): 50
 Cubic Feet Per Carton: 19.25

	1	2	3	4	5	6	7	8	9	10	11	12
3372LMM	-	-	-	-	2248	-	-	2739	2891	3137	3509	3953
Leather/Mock Leather												

OVERALL DIMENSIONS			SEAT DIMENSIONS			BACK DIMENSIONS	
W	D	H	W	D	H	W	H
30.5	29.5	28.5	20	20	17.5	19	11.5

RTA 00



Lounge Chair w/Casters & MDF Book Shelf
 COM Yardage: 4.25
 Freight Class: 250
 Product Weight (lbs.): 50
 Cubic Feet Per Carton: 19.25

	1	2	3	4	5	6	7	8	9	10	11	12
3372CLMM	-	-	-	-	2343	-	-	2835	2986	3233	3605	4048
Leather/Mock Leather												

OVERALL DIMENSIONS			SEAT DIMENSIONS			BACK DIMENSIONS	
W	D	H	W	D	H	W	H
30.5	29.5	28.5	20	20	17.5	19	11.5

RTA 00



3372LMLTL



3372LMRTL

Lounge Chair w/Laminate Tablet/Book Shelf
 COM Yardage: 4.25
 Freight Class: 250
 Product Weight (lbs.): 66
 Cubic Feet Per Carton: 19.25

	1	2	3	4	5	6	7	8	9	10	11	12
3372LMLTL	-	-	-	-	2274	-	-	2765	2917	3163	3535	3979
3372LMRTL	-	-	-	-	-	-	-	-	-	-	-	-
Leather/Mock Leather												

OVERALL DIMENSIONS			SEAT DIMENSIONS			BACK DIMENSIONS	
W	D	H	W	D	H	W	H
32.5	29.5	28.5	20	20	17.5	19	11.5

RTA 00



3372CLMLTL







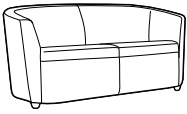
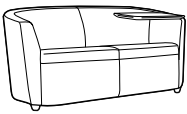
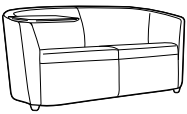
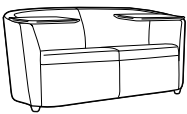
3372CLMRTL

Lounge Chair w/ Casters & Laminate Tablet/Book Shelf
 COM Yardage: 4.25
 Freight Class: 250
 Product Weight (lbs.): 66
 Cubic Feet Per Carton: 19.25

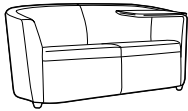
	1	2	3	4	5	6	7	8	9	10	11	12
3372CLMLTL	-	-	-	-	2371	-	-	2862	3014	3260	3632	4076
3372CLMRTL	-	-	-	-	-	-	-	-	-	-	-	-
Leather/Mock Leather												

OVERALL DIMENSIONS			SEAT DIMENSIONS			BACK DIMENSIONS	
W	D	H	W	D	H	W	H
32.5	29.5	28.5	20	20	17.5	19	11.5

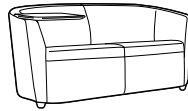
RTA 00

DESCRIPTION	FEATURES	MODEL#	STANDARD FABRIC GRADES											
			1	2	3	4	5	6	7	8	9	10	11	12
 3372LMLTM	 3372LMRTM	3372LMLTM 3372LMRTM	-	-	-	-	2859	-	-	3350	3502	3748	4120	4564
			Leather/Mock Leather											
OVERALL DIMENSIONS W D H			SEAT DIMENSIONS W D H			BACK DIMENSIONS W H								
32.5 29.5 28.5			20 20 17.5			19 11.5								
RTA 00														
 3372CLMLTM	 3372CLMRTM	3372CLMLTM 3372CLMRTM	-	-	-	-	2954	-	-	3445	3597	3843	4215	4659
			Leather/Mock Leather											
OVERALL DIMENSIONS W D H			SEAT DIMENSIONS W D H			BACK DIMENSIONS W H								
32.5 29.5 28.5			20 20 17.5			19 11.5								
RTA 00														
 3373			-	2088	2220	2417	2695	2800	3044	3502	3732	4158	4750	5480
	OVERALL DIMENSIONS W D H			SEAT DIMENSIONS W D H			BACK DIMENSIONS W H							
62 29.5 28.5			53 20 17.5			53 11.5								
RTA 00														
 3373LTL	 3373RTL	3373LTL 3373RTL	-	2491	2622	2819	3097	3202	3446	3905	4135	4560	5152	5883
			OVERALL DIMENSIONS W D H			SEAT DIMENSIONS W D H			BACK DIMENSIONS W H					
64 29.5 28.5			53 20 17.5			53 11.5								
RTA 00														
 3373LRTL			-	2893	3025	3221	3499	3605	3848	4307	4537	4962	5555	6285
	OVERALL DIMENSIONS W D H			SEAT DIMENSIONS W D H			BACK DIMENSIONS W H							
64 29.5 28.5			53 20 17.5			53 11.5								
RTA 00														

DESCRIPTION FEATURES MODEL# STANDARD FABRIC GRADES



3373LTM



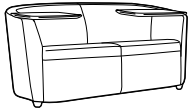
3373RTM

Two Seat Sofa w/MDF Tablet
COM Yardage: 7
Freight Class: 250
Product Weight (lbs.): 97
Cubic Feet Per Carton: 48

	1	2	3	4	5	6	7	8	9	10	11	12
3373LTM	-	2700	2831	3028	3306	3411	3655	4114	4342	4769	5360	6092
3373RTM												

OVERALL DIMENSIONS			SEAT DIMENSIONS			BACK DIMENSIONS	
W	D	H	W	D	H	W	H
64	29.5	28.5	53	20	17.5	53	11.5

RTA 00

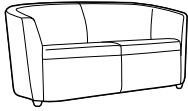


Two Seat Sofa w/MDF Tablets
COM Yardage: 7
Freight Class: 250
Product Weight (lbs.): 102
Cubic Feet Per Carton: 48

	1	2	3	4	5	6	7	8	9	10	11	12
3373LRTM	-	3311	3443	3639	3917	4023	4266	4725	4954	5380	5972	6703

OVERALL DIMENSIONS			SEAT DIMENSIONS			BACK DIMENSIONS	
W	D	H	W	D	H	W	H
66	29.5	28.5	53	20	17.5	53	11.5

RTA 00

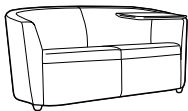


Two Seat Sofa
COM Yardage: 7
Freight Class: 300
Product Weight (lbs.): 92
Cubic Feet Per Carton: 48

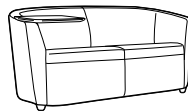
	1	2	3	4	5	6	7	8	9	10	11	12
3373LM	-	-	-	-	2731	-	-	3540	3790	4194	4807	5538
Leather/Mock Leather												

OVERALL DIMENSIONS			SEAT DIMENSIONS			BACK DIMENSIONS	
W	D	H	W	D	H	W	H
62	29.5	28.5	53	20	17.5	53	11.5

RTA 00



3373LMLTL



3373LMRTL

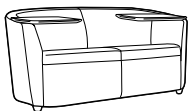
Two Seat Sofa w/Laminate Tablet
COM Yardage: 7
Freight Class: 250
Product Weight (lbs.): 102
Cubic Feet Per Carton: 48

	1	2	3	4	5	6	7	8	9	10	11	12
3373LMLTL	-	-	-	-	3133	-	-	3942	4192	4596	5210	5940
3373LMRTL												

Leather/Mock Leather

OVERALL DIMENSIONS			SEAT DIMENSIONS			BACK DIMENSIONS	
W	D	H	W	D	H	W	H
64	29.5	28.5	53	20	17.5	53	11.5

RTA 00

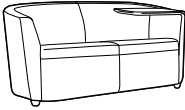
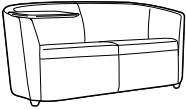
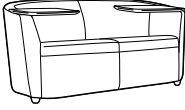
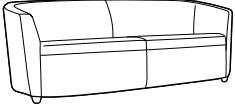
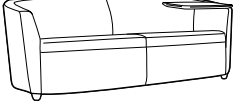
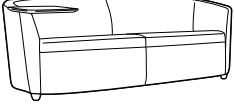
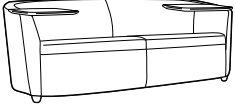


Two Seat Sofa w/Laminate Tablets
COM Yardage: 7
Freight Class: 250
Product Weight (lbs.): 112
Cubic Feet Per Carton: 48

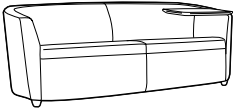
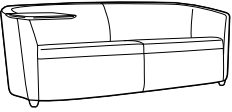
	1	2	3	4	5	6	7	8	9	10	11	12
3373LMLRTL	-	-	-	-	3536	-	-	4345	4594	4999	5612	6343
Leather/Mock Leather												

OVERALL DIMENSIONS			SEAT DIMENSIONS			BACK DIMENSIONS	
W	D	H	W	D	H	W	H
66	29.5	28.5	53	20	17.5	53	11.5

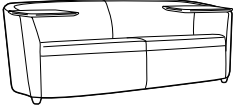
RTA 00

DESCRIPTION	FEATURES	MODEL#	STANDARD FABRIC GRADES											
			1	2	3	4	5	6	7	8	9	10	11	12
 <p>3373LMLTM</p> <p>Two Seat Sofa w/MDF Tablet COM Yardage: 7 Freight Class: 250 Product Weight (lbs.): 97 Cubic Feet Per Carton: 48</p>	 <p>3373LMRTM</p>	<p>3373LMLTM</p> <p>3373LMRTM</p> <p>Leather/Mock Leather</p>	<p>OVERALL DIMENSIONS</p> <p>W D H</p>			<p>SEAT DIMENSIONS</p> <p>W D H</p>			<p>BACK DIMENSIONS</p> <p>W H</p>					
			64	29.5	28.5	53	20	17.5	53	11.5				
			<p>RTA 00</p>											
 <p>Two Seat Sofa w/MDF Tablets COM Yardage: 7 Freight Class: 250 Product Weight (lbs.): 102 Cubic Feet Per Carton: 48</p>		<p>3373LMLRTM</p> <p>Leather/Mock Leather</p>	<p>OVERALL DIMENSIONS</p> <p>W D H</p>			<p>SEAT DIMENSIONS</p> <p>W D H</p>			<p>BACK DIMENSIONS</p> <p>W H</p>					
			66	29.5	28.5	53	20	17.5	53	11.5				
			<p>RTA 00</p>											
 <p>Three Seat Sofa COM Yardage: 7.75 Freight Class: 300 Product Weight (lbs.): 107 Cubic Feet Per Carton: 61.50</p>		<p>3374</p>	<p>1 2 3 4 5 6 7 8 9 10 11 12</p> <p>- 2511 2656 2873 3181 3299 3568 4076 4330 4801 5456 6265</p>											
			<p>OVERALL DIMENSIONS</p> <p>W D H</p>			<p>SEAT DIMENSIONS</p> <p>W D H</p>			<p>BACK DIMENSIONS</p> <p>W H</p>					
			<p>RTA 00</p>											
 <p>3373LTL</p>	 <p>3373RTL</p>	<p>3374LTL</p> <p>3374RTL</p>	<p>1 2 3 4 5 6 7 8 9 10 11 12</p> <p>- 2913 3059 3277 3585 3701 3970 4478 4732 5205 5859 6669</p>											
			<p>OVERALL DIMENSIONS</p> <p>W D H</p>			<p>SEAT DIMENSIONS</p> <p>W D H</p>			<p>BACK DIMENSIONS</p> <p>W H</p>					
<p>Three Seat Sofa w/Laminate Tablet COM Yardage: 7.75 Freight Class: 300 Product Weight (lbs.): 117 Cubic Feet Per Carton: 61.50</p>			<p>RTA 00</p>											
 <p>Three Seat Sofa w/Laminate Tablets COM Yardage: 7.75 Freight Class: 250 Product Weight (lbs.): 127 Cubic Feet Per Carton: 61.50</p>		<p>3374LRTL</p>	<p>1 2 3 4 5 6 7 8 9 10 11 12</p> <p>- 3315 3462 3679 3987 4103 4373 4881 5135 5607 6261 7071</p>											
			<p>OVERALL DIMENSIONS</p> <p>W D H</p>			<p>SEAT DIMENSIONS</p> <p>W D H</p>			<p>BACK DIMENSIONS</p> <p>W H</p>					
			<p>RTA 00</p>											


LOUNGE

DESCRIPTION	FEATURES	MODEL#	STANDARD FABRIC GRADES											
			1	2	3	4	5	6	7	8	9	10	11	12
 3374LMLTM	 374LMRTM	3374LMLTM 3374LMRTM	-	-	-	-	3834	-	-	4728	5005	5453	6132	6941
			Leather/Mock Leather											
OVERALL DIMENSIONS W D H			SEAT DIMENSIONS W D H			BACK DIMENSIONS W H								
83.5 29.5 28.5			72.5 20 17.5			72.5 11.5								
RTA 00														


Three Seat Sofa w/MDF Tablet
 COM Yardage: 7.75
 Freight Class: 300
 Product Weight (lbs.): 112
 Cubic Feet Per Carton: 61.50

DESCRIPTION	FEATURES	MODEL#	STANDARD FABRIC GRADES											
			1	2	3	4	5	6	7	8	9	10	11	12
		3373LMLRTM	-	-	-	-	3954	-	-	4763	5012	5418	6030	6762
	Leather/Mock Leather													
OVERALL DIMENSIONS W D H			SEAT DIMENSIONS W D H			BACK DIMENSIONS W H								
66 29.5 28.5			53 20 17.5			53 11.5								
RTA 00														


Three Seat Sofa w/MDF Tablets
 COM Yardage: 7
 Freight Class: 250
 Product Weight (lbs.): 102
 Cubic Feet Per Carton: 48

DESCRIPTION	FEATURES	MODEL#	STANDARD FABRIC GRADES											
			1	2	3	4	5	6	7	8	9	10	11	12
		3400	1193	-	-	-	-	-	-	-	-	-	-	-
	open market													
OVERALL DIMENSIONS W D H			SEAT DIMENSIONS W D H			BACK DIMENSIONS W H								
48 22 15			-			-								
RTA 00														




Coffee Table - 48" Laminate Top
 COM Yardage: N/A
 Freight Class: 250
 Product Weight (lbs.): 52
 Cubic Feet Per Carton: 17.25

DESCRIPTION	FEATURES	MODEL#	STANDARD FABRIC GRADES											
			1	2	3	4	5	6	7	8	9	10	11	12
		3401	1319	-	-	-	-	-	-	-	-	-	-	-
	open market													
OVERALL DIMENSIONS W D H			SEAT DIMENSIONS W D H			BACK DIMENSIONS W H								
56 22 15			-			-								
RTA 00														

Coffee Table - 56" Laminate Top
 COM Yardage: N/A
 Freight Class: 175
 Product Weight (lbs.): 60
 Cubic Feet Per Carton: 19.75

DESCRIPTION	FEATURES	MODEL#	STANDARD FABRIC GRADES											
			1	2	3	4	5	6	7	8	9	10	11	12
		3402	956	-	-	-	-	-	-	-	-	-	-	-
	open market													
OVERALL DIMENSIONS W D H			SEAT DIMENSIONS W D H			BACK DIMENSIONS W H								
17 22 15			-			-								
RTA 00														

End Table - Laminate Top
 COM Yardage: N/A
 Freight Class: 250
 Product Weight (lbs.): 26
 Cubic Feet Per Carton: 7.75

DESCRIPTION	FEATURES	MODEL#	STANDARD FABRIC GRADES												
			1	2	3	4	5	6	7	8	9	10	11	12	
 <p>Coffee Table - 48" MDF Top COM Yardage: N/A Freight Class: 250 Product Weight (lbs.): 38 Cubic Feet Per Carton: 17.25</p>	open market	3406	1451	-	-	-	-	-	-	-	-	-	-	-	
		OVERALL DIMENSIONS			SEAT DIMENSIONS			BACK DIMENSIONS							
		W	D	H	W	D	H	W	H						
		48	22	14.25	-	-	-	-	-						
		RTA 00													
 <p>Coffee Table - 56" MDF Top COM Yardage: N/A Freight Class: 175 Product Weight (lbs.): 102 Cubic Feet Per Carton: 48</p>	open market	3407	1657	-	-	-	-	-	-	-	-	-	-	-	
		OVERALL DIMENSIONS			SEAT DIMENSIONS			BACK DIMENSIONS							
		W	D	H	W	D	H	W	H						
		56	22	14.25	-	-	-	-	-						
		RTA 00													
 <p>End Table -MDF Top COM Yardage: N/A Freight Class: 250 Product Weight (lbs.): 20 Cubic Feet Per Carton: 7.75</p>	open market	3408	1167	-	-	-	-	-	-	-	-	-	-		
		OVERALL DIMENSIONS			SEAT DIMENSIONS			BACK DIMENSIONS							
		W	D	H	W	D	H	W	H						
		17	22	14.25	-	-	-	-	-						
		RTA 00													

VITROLA



Vitrola is offered in two back heights, standard lounge and high back lounge, along with two and three seat sofa models.



Matching ottoman and accent pillow to complete the offering.

STANDARD FEATURES

- Classic soft seating upholstery design with swooping arms.
- Available in standard Lounge, High Back Lounge along with Two and Three Seat Sofa models.
- Matching Ottoman and Accent Pillow complete the offering.
- Fully upholstered with piping details at the bottom of frame.
- Seat cushions are fixed or sewn tight.
- Standard in tapered maple wood legs.
- All models ship fully assembled.



OPTION CODES

Please add option codes in the following order:

- **Model number**
 - 8271** Lounge Chair
 - 8272** Two Seat Sofa
 - 8273** Three Seat Sofa
 - 8274** Ottoman
 - 8275** High Back Lounge Chair
 - 8276** Accent Pillow
- **Fabric**
Specify fabric code.
- **Wood Legs**
 - (AA)** Absolute (AAM)
 - (BM)** Black (BKM)
 - (CM)** Cherry (ACM)
 - (EO)** English Oak (EOM)
 - (EC)** Espresso Café (ECM)
 - (HG)** Grey (HGM)
 - (HM)** Honey (AHM)
 - (TM)** Mahogany (TMM)
 - (VM)** Maple (AVM)
 - (MM)** Medium Walnut (MWM)
 - (SN)** Night (ASM)
 - (SK)** Shaker Cherry (SKM)
 - (TW)** Fruitwood (TFM)
 - (WL)** Walnut (TWM)
 - (WC)** WC Cream (WTM)
 - (WH)** White (WHM)
 - (WE)** Winter Cherry (WCM)
(colors shown on website)
- **Seat foam**
 - (-SF)** Standard foam.

EXAMPLE OF ORDER CODE:

8271	WA50	HG	SF
Model Number	Fabric	Wood Legs	Seat Foam

DESCRIPTION	FEATURES	MODEL#	STANDARD FABRIC GRADES											
			1	2	3	4	5	6	7	8	9	10	11	12
 <p>Lounge Chair COM Yardage: 5 Freight Class: 250 Product Weight (lbs.): 80 Cubic Feet Per Carton: 30</p>		8271	1030	1158	1259	1412	1628	1730	1926	2238	2479	2747	3298	3886
			OVERALL DIMENSIONS			SEAT DIMENSIONS			BACK DIMENSIONS					
				W	D	H	W	D	H	W	H			
			28	31	34	22	21	17.5	22	18				
		RTA 00												
 <p>Two Seat Sofa COM Yardage: 8 Freight Class: 250 Product Weight (lbs.): 95 Cubic Feet Per Carton: 49</p>		8272	1690	1894	2056	2300	2646	2809	3123	3623	4008	4437	5319	6259
			OVERALL DIMENSIONS			SEAT DIMENSIONS			BACK DIMENSIONS					
				W	D	H	W	D	H	W	H			
			50	31	34	44	21	17.5	44	18				
		RTA 00												

WIND™



models 3361LM Lounge chair & 3362 Two seat sofa, with 3357 Coffee table.

STANDARD FEATURES


- Compact, contemporary design includes a raised modern version of the traditional lounge chair that is scaled down for smaller spaces.
- Chair and table legs is standard in Chrome.
- There are no caster options for the Wind series.
- Wind tables complement the modern decor of many office environments.

OPTIONAL FEATURES

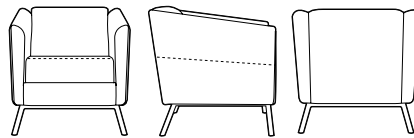
- Chair frames and table legs are available in Tungsten (TUN), Charcoal (CHR) and Black (BLK). Finishes are available at no upcharge.
- Table tops are available in high pressure laminate at a 20% upcharge.

- Table tops are available in two different materials; MDF tops feature a refined edge with a rounded triangular profile and Epoxy finish. Available in Charcoal (CHR) or White (WHT). Please Specify.
- Laminate tops are offered in the following laminate finishes: Absolute Acajou (ACJ), Asian Night (ASN), Avant Cherry (AWC), Avant Honey (AWH), Black (BLK), Brushed Cobalt (BRC), Constellation Java (CSJ), Dark Espresso (DES), Grey (GRY), Hayden Grey (Taupe) (HGT), Quartered Mahogany (QTM), Shaker Cherry (SKC), Storm Grey (SOG), Tiger Fruitwood (TFW), Tiger Mahogany (TMA), Tiger Maple (TMP), Tiger Walnut (TWL), White (WHT), White Chocolate (WHC), Willow Grey (WGY), and Winter Cherry (WCR). Please Specify.

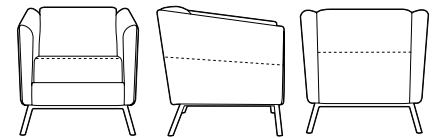
ADDITIONAL STITCH DETAIL - ILLUSTRATIONS BELOW




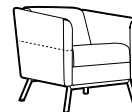
Standard Detailing - when upholstered in FABRIC or VINYL




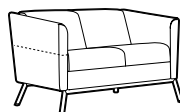
Additional Detailing - when upholstered in LEATHER/MOCK LEATHER




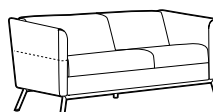
Additional Detailing - when upholstered in GENUINE LEATHER

DESCRIPTION	FEATURES	MODEL#	STANDARD FABRIC GRADES											
			1	2	3	4	5	6	7	8	9	10	11	12
 3361	 3361LM		-	1636	1724	1854	2038	2107	2269	2573	2727	3007	3399	3884
		3361LM	-	-	-	-	2056	-	-	2592	2757	3025	3430	3915
		OVERALL DIMENSIONS			SEAT DIMENSIONS			BACK DIMENSIONS						
		W	D	H	W	D	H	W	H					
		27.5	29	28.5	19.5	19	17	19	12					
RTA 00														



Lounge Chair
COM Yardage: 4.50
Freight Class: 250
Product Weight (lbs.): 62
Cubic Feet Per Carton: 16.50



 3362	 3362LM		-	2176	2308	2501	2778	2884	3125	3582	3808	4232	4820	5546
		3362LM	-	-	-	-	2803	-	-	3607	3857	4258	4866	5592
		OVERALL DIMENSIONS			SEAT DIMENSIONS			BACK DIMENSIONS						
		W	D	H	W	D	H	W	H					
		54.5	29	28.5	46.5	19	17	46.5	12					
RTA 00														



Two Seat Sofa
COM Yardage: 6.75
Freight Class: 250
Product Weight (lbs.): 102
Cubic Feet Per Carton: 41.25



 3363	 3363LM		-	2713	2882	3135	3492	3628	3941	4531	4826	5373	6134	7074
		3363LM	-	-	-	-	3502	-	-	4541	4863	5384	6171	7111
		OVERALL DIMENSIONS			SEAT DIMENSIONS			BACK DIMENSIONS						
		W	D	H	W	D	H	W	H					
		78	29	28.5	70.5	19	17	70.5	12					
RTA 00														



Three Seat Sofa
COM Yardage: 9
Freight Class: 250
Product Weight (lbs.): 135
Cubic Feet Per Carton: 55.50

DESCRIPTION	FEATURES	MODEL#	STANDARD FABRIC GRADES											
			1	2	3	4	5	6	7	8	9	10	11	12
 <p>End Table COM Yardage: N/A Freight Class: 250 Product Weight (lbs.): 36 Cubic Feet Per Carton: 11.50</p>		 <p>3356 MDF Top</p>	760	-	-	-	-	-	-	-	-	-	-	-
			<p>3366 Laminate Top</p>	598	-	-	-	-	-	-	-	-	-	-
		OVERALL DIMENSIONS			SEAT DIMENSIONS			BACK DIMENSIONS						
					W	D	H	W	D	H	W	H		
			24	24	17	-	-	-	-	-				
			RTA 00											

DESCRIPTION	FEATURES	MODEL#	STANDARD FABRIC GRADES											
			1	2	3	4	5	6	7	8	9	10	11	12
 <p>Rectangular Coffee Table COM Yardage: N/A Freight Class: 250 Product Weight (lbs.): 52 Cubic Feet Per Carton: 16</p>		 <p>3357 MDF Top</p>	988	-	-	-	-	-	-	-	-	-	-	-
			<p>3367 Laminate Top</p>	791	-	-	-	-	-	-	-	-	-	-
		OVERALL DIMENSIONS			SEAT DIMENSIONS			BACK DIMENSIONS						
					W	D	H	W	D	H	W	H		
			48	20	15	-	-	-	-	-				
			RTA 00											



DESCRIPTION	FEATURES	MODEL#	STANDARD FABRIC GRADES											
			1	2	3	4	5	6	7	8	9	10	11	12
 <p>End Table COM Yardage: N/A Freight Class: 250 Product Weight (lbs.): 66 Cubic Feet Per Carton: 22</p>		 <p>3358 MDF Top</p>	1253	-	-	-	-	-	-	-	-	-	-	-
			<p>3368 Laminate Top</p>	1072	-	-	-	-	-	-	-	-	-	-
		OVERALL DIMENSIONS			SEAT DIMENSIONS			BACK DIMENSIONS						
					W	D	H	W	D	H	W	H		
			36	36	15	-	-	-	-	-				
			RTA 00											



DESCRIPTION	FEATURES	MODEL#	STANDARD FABRIC GRADES											
			1	2	3	4	5	6	7	8	9	10	11	12
 <p>Round Table COM Yardage: N/A Freight Class: 250 Product Weight (lbs.): 35 Cubic Feet Per Carton: 11.50</p>		 <p>3860 MDF Top</p>	944	-	-	-	-	-	-	-	-	-	-	-
			<p>3870 Laminate Top</p>	655	-	-	-	-	-	-	-	-	-	-
		OVERALL DIMENSIONS			SEAT DIMENSIONS			BACK DIMENSIONS						
					W	D	H	W	D	H	W	H		
			24	24	17	-	-	-	-	-				
			RTA 00											



DESCRIPTION	FEATURES	MODEL#	STANDARD FABRIC GRADES											
			1	2	3	4	5	6	7	8	9	10	11	12
 <p>Round Coffee Table COM Yardage: N/A Freight Class: 250 Product Weight (lbs.): 57 Cubic Feet Per Carton: 22</p>		 <p>3861 MDF Top</p>	1378	-	-	-	-	-	-	-	-	-	-	-
			<p>3871 Laminate Top</p>	965	-	-	-	-	-	-	-	-	-	-
		OVERALL DIMENSIONS			SEAT DIMENSIONS			BACK DIMENSIONS						
					W	D	H	W	D	H	W	H		
			36	36	15	-	-	-	-	-				
			RTA 00											



LOUNGE

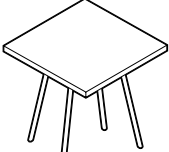

WIND™ W

DESCRIPTION	FEATURES	MODEL#	STANDARD FABRIC GRADES											
			1	2	3	4	5	6	7	8	9	10	11	12
 <p>Round Meeting/Dining Table 30" Dia COM Yardage: N/A Freight Class: 125 Product Weight (lbs.): 62 Cubic Feet Per Carton: 8.75</p>		3862	1438	-	-	-	-	-	-	-	-	-	-	-
		MDF Top												
		3872	1104	-	-	-	-	-	-	-	-	-	-	-
		Laminate Top												
OVERALL DIMENSIONS			SEAT DIMENSIONS			BACK DIMENSIONS								
W D H			W D H			W H								
30 30 29.5			- - -			- - -								
RTA 2														


DESCRIPTION	FEATURES	MODEL#	STANDARD FABRIC GRADES											
			1	2	3	4	5	6	7	8	9	10	11	12
 <p>Round Meeting/Dining Table 36" Dia COM Yardage: N/A Freight Class: 150 Product Weight (lbs.): 62 Cubic Feet Per Carton: 11.50</p>		3863	1702	-	-	-	-	-	-	-	-	-	-	
		MDF Top												
		3873	1332	-	-	-	-	-	-	-	-	-	-	
		Laminate Top												
OVERALL DIMENSIONS			SEAT DIMENSIONS			BACK DIMENSIONS								
W D H			W D H			W H								
36 36 29.5			- - -			- - -								
RTA 2														

DESCRIPTION	FEATURES	MODEL#	STANDARD FABRIC GRADES											
			1	2	3	4	5	6	7	8	9	10	11	12
 <p>Round Meeting/Dining Table 42" Dia COM Yardage: N/A Freight Class: 150 Product Weight (lbs.): 67 Cubic Feet Per Carton: 15</p>		3864	2166	-	-	-	-	-	-	-	-	-	-	
		MDF Top												
		3874	1508	-	-	-	-	-	-	-	-	-	-	
		Laminate Top												
OVERALL DIMENSIONS			SEAT DIMENSIONS			BACK DIMENSIONS								
W D H			W D H			W H								
42 42 29.5			- - -			- - -								
RTA 2														

DESCRIPTION	FEATURES	MODEL#	STANDARD FABRIC GRADES											
			1	2	3	4	5	6	7	8	9	10	11	12
 <p>Square Meeting/Dining Table 30" COM Yardage: N/A Freight Class: 150 Product Weight (lbs.): 62 Cubic Feet Per Carton: 11.50</p>		3865	1543	-	-	-	-	-	-	-	-	-	-	
		MDF Top												
		3875	1211	-	-	-	-	-	-	-	-	-	-	
		Laminate Top												
OVERALL DIMENSIONS			SEAT DIMENSIONS			BACK DIMENSIONS								
W D H			W D H			W H								
30 30 29.5			- - -			- - -								
RTA 2														

DESCRIPTION	FEATURES	MODEL#	STANDARD FABRIC GRADES											
			1	2	3	4	5	6	7	8	9	10	11	12
 <p>Square Meeting/Dining Table 36" COM Yardage: N/A Freight Class: 150 Product Weight (lbs.): 67 Cubic Feet Per Carton: 15</p>		3866	1720	-	-	-	-	-	-	-	-	-	-	
		MDF Top												
		3876	1350	-	-	-	-	-	-	-	-	-	-	
		Laminate Top												
OVERALL DIMENSIONS			SEAT DIMENSIONS			BACK DIMENSIONS								
W D H			W D H			W H								
36 36 29.5			- - -			- - -								
RTA 2														

DESCRIPTION FEATURES MODEL# STANDARD FABRIC GRADES



Square Meeting/Dining Table 42"
 COM Yardage: N/A
 Freight Class: 250
 Product Weight (lbs.): 67
 Cubic Feet Per Carton: 17.75

MODEL#	1	2	3	4	5	6	7	8	9	10	11	12
3867 MDF Top	2222	-	-	-	-	-	-	-	-	-	-	-
3877 Laminate Top	1519	-	-	-	-	-	-	-	-	-	-	-

OVERALL DIMENSIONS			SEAT DIMENSIONS			BACK DIMENSIONS	
W	D	H	W	D	H	W	H
42	42	29.5	-	-	-	-	-

RTA 2

WIND™ LINEAR



models 3363R and 3363L with 3882 bridge table, 3360 table attaching bracket kit and two 3380 coffee tables

STANDARD FEATURES

- Wind Linear is an extension of the Wind lounge series with an emphasis on expansive, clean lines.
- This modular furniture series includes single arm and armless sofas, benches, bridges and tables
- Furniture components, both seating or tables, can be used as stand alone or linked together with a bracket to create infinite configurations.
- Chair and table legs are standard in Chrome.
- There are no caster options for the Wind Linear series.
- Wind Linear tables complement the modern decor of many offices.
- Table 'bridges' can mount outside or in-between seats to accommodate various work and collaborative settings. Requires table attaching bracket kit (3360).
- Please note Bridge End Table (model 3882) is only to be used with Chairs and/or Sofa models. Not usable with Bench or Ottoman Models.
- Please note Bridge Table (model 3384) is only to be used with Bench models 3361B and/or Ottoman models 3363B.

OPTIONAL FEATURES

- Tables are available in Laminate tops, offered in the following laminate finishes: Absolute Acajou (ACJ), Asian Night (ASN), Avant Cherry (AWC), Avant Honey (AWH), Black (BLK), Brushed Cobalt (BRC), Constellation Java (CSJ), Dark Espresso (DES), Grey (GRY), Hayden Grey (Taupe) (HGT), Quartered Mahogany (QTM), Shaker Cherry (SKC), Storm Grey (SOG), Tiger Fruitwood (TFW), Tiger Mahogany (TMA), Tiger Maple (TMP), Tiger Walnut (TWL), White (WHT), White Chocolate (WHC), Willow Grey (WGY), and Winter Cherry (WCR). Please Specify.
- Table tops are available in high pressure laminate at an upcharge. Add 20%.
- Chair and Table legs are available in Tungsten (TUN), Charcoal (CHR) and Black (BLK) finishes at no up charge.

SAMPLE LAYOUTS

Layout A



Qty	Model Number	Description	Dimensions	List Price
1	3361R	Single Seater - Right Arm	39.5 x 29 x 28.5	1733
1	3361L	Single Seater - Left Arm	39.5 x 29 x 28.5	1733
1	3363NA	Single Sofa - Armless	72 x 29 x 28.5	2309
1	3881R	Bridge Corner Table - Right	25 x 25 x 12	1119
1	3881L	Bridge Corner Table - Left	25 x 25 x 12	1119
2	3360	Table Bracket Kit - 1 Kit per table		122 x 2

SAMPLE LAYOUT TOTAL IN STANDARD BLACK FRAME

8257

Layout B



Qty	Model Number	Description	Dimensions	List Price
1	3361R	Single Seater - Right Arm	39.5 x 29 x 28.5	1733
1	3361L	Single Seater - Left Arm	39.5 x 29 x 28.5	1733
1	3361NA	Single Seater - Armless	36.5 x 29 x 28.5	1532
2	3882	Bridge End Table	25 x 20 x 12	610 x 2
2	3360	Table Bracket Kit - 1 Kit per table		122 x 2

SAMPLE LAYOUT TOTAL IN STANDARD BLACK FRAME

6462

LOUNGE

DESCRIPTION	FEATURES	MODEL#	STANDARD FABRIC GRADES											
-------------	----------	--------	------------------------	--	--	--	--	--	--	--	--	--	--	--

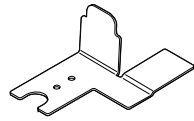


Table Bracket Kit

COM Yardage: N/A
 Freight Class: 70
 Product Weight (lbs.): .01
 Cubic Feet Per Carton: .01 (1 Kit per carton)

Includes 4 brackets and hardware.
 Use with models 3381R, 3381L, & 3382.

MODEL#	1	2	3	4	5	6	7	8	9	10	11	12
3360	122	-	-	-	-	-	-	-	-	-	-	-


OVERALL DIMENSIONS			SEAT DIMENSIONS			BACK DIMENSIONS	
W	D	H	W	D	H	W	H

-	-	-	-	-	-	-	-
---	---	---	---	---	---	---	---

RTA 00



3361R



3361L

Single Seater - w/ Left or Right Arm

COM Yardage: 4.75
 Freight Class: 250
 Product Weight (lbs.): 72
 Cubic Feet Per Carton: 28.50

MODEL#	1	2	3	4	5	6	7	8	9	10	11	12
--------	---	---	---	---	---	---	---	---	---	----	----	----

3361R	-	1733	1823	1956	2145	2216	2381	2692	2848	3138	3539	4035
-------	---	------	------	------	------	------	------	------	------	------	------	------

3361L	-	-	-	-	2181	-	-	2730	-	3174	3590	4086
-------	---	---	---	---	------	---	---	------	---	------	------	------

3361RLM	-	-	-	-	2181	-	-	2730	-	3174	3590	4086
---------	---	---	---	---	------	---	---	------	---	------	------	------

3361LLM	-	-	-	-	2181	-	-	2730	-	3174	3590	4086
---------	---	---	---	---	------	---	---	------	---	------	------	------

OVERALL DIMENSIONS			SEAT DIMENSIONS			BACK DIMENSIONS	
W	D	H	W	D	H	W	H

39.5	29	28.5	36	19	17	36	12
------	----	------	----	----	----	----	----

RTA 00



Single Seater - Armless

COM Yardage: 3.25
 Freight Class: 250
 Product Weight (lbs.): 58
 Cubic Feet Per Carton: 28.50

MODEL#	1	2	3	4	5	6	7	8	9	10	11	12
--------	---	---	---	---	---	---	---	---	---	----	----	----

3361NA	-	1532	1594	1685	1815	1864	1977	2189	2295	2494	2769	3107
--------	---	------	------	------	------	------	------	------	------	------	------	------


3361NALM	-	-	-	-	1853	-	-	2228	-	2533	2818	3156
----------	---	---	---	---	------	---	---	------	---	------	------	------

Leather/MockLeather	-	-	-	-	1853	-	-	2228	-	2533	2818	3156
---------------------	---	---	---	---	------	---	---	------	---	------	------	------

OVERALL DIMENSIONS			SEAT DIMENSIONS			BACK DIMENSIONS	
W	D	H	W	D	H	W	H

36.5	29	28.5	36.5	19	17.5	36.5	12
------	----	------	------	----	------	------	----

RTA 00



3363R



3363L

Single Sofa - w/ Left or Right Arm

COM Yardage: 7.75
 Freight Class: 250
 Product Weight (lbs.): 120
 Cubic Feet Per Carton: 55.50

MODEL#	1	2	3	4	5	6	7	8	9	10	11	12
--------	---	---	---	---	---	---	---	---	---	----	----	----

3363R	-	2596	2742	2960	3267	3384	3654	4162	4416	4887	5542	6352
-------	---	------	------	------	------	------	------	------	------	------	------	------

3363L	-	-	-	-	3257	-	-	4152	-	4876	5556	6365
-------	---	---	---	---	------	---	---	------	---	------	------	------


3363RLM	-	-	-	-	3257	-	-	4152	-	4876	5556	6365
---------	---	---	---	---	------	---	---	------	---	------	------	------

3363LLM	-	-	-	-	3257	-	-	4152	-	4876	5556	6365
---------	---	---	---	---	------	---	---	------	---	------	------	------

OVERALL DIMENSIONS			SEAT DIMENSIONS			BACK DIMENSIONS	
W	D	H	W	D	H	W	H

75	29	28.5	71	19	17	71	12
----	----	------	----	----	----	----	----

RTA 00



Single Sofa - Armless

COM Yardage: 6.50
 Freight Class: 250
 Product Weight (lbs.): 111
 Cubic Feet Per Carton: 55.50

MODEL#	1	2	3	4	5	6	7	8	9	10	11	12
--------	---	---	---	---	---	---	---	---	---	----	----	----

3363NA	-	2309	2431	2614	2872	2970	3196	3621	3835	4231	4780	5459
--------	---	------	------	------	------	------	------	------	------	------	------	------


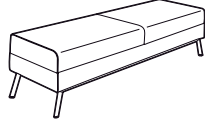
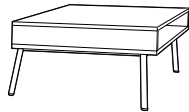
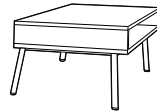

3363NALM	-	-	-	-	2951	-	-	3701	-	4309	4879	5557
----------	---	---	---	---	------	---	---	------	---	------	------	------

Leather/MockLeather	-	-	-	-	2951	-	-	3701	-	4309	4879	5557
---------------------	---	---	---	---	------	---	---	------	---	------	------	------

OVERALL DIMENSIONS			SEAT DIMENSIONS			BACK DIMENSIONS	
W	D	H	W	D	H	W	H

72	29	28.5	72	19	17	72	12
----	----	------	----	----	----	----	----

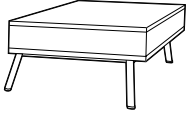


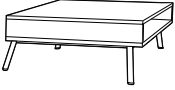

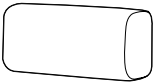
RTA 00

DESCRIPTION	FEATURES	MODEL#	STANDARD FABRIC GRADES											
			1	2	3	4	5	6	7	8	9	10	11	12
 <p>Ottoman COM Yardage: 1.75 Freight Class: 150 Product Weight (lbs.): 50 Cubic Feet Per Carton: 12.25</p>		3361B	-	1137	1179	1212	1261	1331	1355	1416	1532	1588	1697	1843
		3361BLM	-	-	-	-	1286	-	-	1489	-	1653	1805	1988
		OVERALL DIMENSIONS			SEAT DIMENSIONS			BACK DIMENSIONS						
			W	D	H	W	D	H	W	D	H	W	D	H
			35.5	20.5	17.5	-	-	-	-	-	-	-	-	-
		RTA 00												
 <p>Bench COM Yardage: 3.50 Freight Class: 250 Product Weight (lbs.): 80 Cubic Feet Per Carton: 33.25</p>		3363B	-	1753	1836	1901	2000	2139	2188	2310	2542	2654	2870	3163
		3363BLM	-	-	-	-	2051	-	-	2455	-	2783	3090	3455
		OVERALL DIMENSIONS			SEAT DIMENSIONS			BACK DIMENSIONS						
			W	D	H	W	D	H	W	D	H	W	D	H
			72	20.5	17.5	-	-	-	-	-	-	-	-	-
		RTA 00												
 <p>Side Table - Rectangular COM Yardage: N/A Freight Class: 250 Product Weight (lbs.): 38 Cubic Feet Per Carton: 11.50</p>	Freestanding.	3878	857	-	-	-	-	-	-	-	-	-	-	-
		OVERALL DIMENSIONS			SEAT DIMENSIONS			BACK DIMENSIONS						
			W	D	H	W	D	H	W	D	H	W	D	H
			20	25	16	-	-	-	-	-	-	-	-	-
			RTA 00											
 <p>Side Table - 25" Square COM Yardage: N/A Freight Class: 250 Product Weight (lbs.): 40 Cubic Feet Per Carton: 11.50</p>	Freestanding.	3879	934	-	-	-	-	-	-	-	-	-	-	-
		OVERALL DIMENSIONS			SEAT DIMENSIONS			BACK DIMENSIONS						
			W	D	H	W	D	H	W	D	H	W	D	H
			25	25	16	-	-	-	-	-	-	-	-	-
			RTA 00											
 <p>Coffee Table - 54" COM Yardage: N/A Freight Class: 250 Product Weight (lbs.): 52 Cubic Feet Per Carton: 16</p>	Freestanding.	3880	1043	-	-	-	-	-	-	-	-	-	-	-
		OVERALL DIMENSIONS			SEAT DIMENSIONS			BACK DIMENSIONS						
			W	D	H	W	D	H	W	D	H	W	D	H
			20	54	15	-	-	-	-	-	-	-	-	-
			RTA 00											

LOUNGE



WIND™ LINEAR W

DESCRIPTION	FEATURES	MODEL#	STANDARD FABRIC GRADES											
			1	2	3	4	5	6	7	8	9	10	11	12
 3881R	 3881L	3881R 3881L	1119	-	-	-	-	-	-	-	-	-	-	-
			OVERALL DIMENSIONS W D H			SEAT DIMENSIONS W D H			BACK DIMENSIONS W H					
25 25 12			-			-			-					
Bridge Corner Table COM Yardage: - Freight Class: 250 Product Weight (lbs.): 33 Cubic Feet Per Carton: 11.50			Require Bracket Kit (3360).											
			RTA 00											
		3882	610	-	-	-	-	-	-	-	-	-	-	-
	OVERALL DIMENSIONS W D H			SEAT DIMENSIONS W D H			BACK DIMENSIONS W H							
20 25 12			-			-			-					
Bridge End Table COM Yardage: N/A Freight Class: 250 Product Weight (lbs.): 32 Cubic Feet Per Carton: 11.50			Require Bracket Kit (3360). To be used with Chair and Sofa models. Not usable with Bench or Ottoman Models											
			RTA 00											
		3883	849	-	-	-	-	-	-	-	-	-	-	-
	OVERALL DIMENSIONS W D H			SEAT DIMENSIONS W D H			BACK DIMENSIONS W H							
20 25 12			-			-			-					
Low Side Table COM Yardage: N/A Freight Class: 250 Product Weight (lbs.): 32 Cubic Feet Per Carton: 11.50			Freestanding.											
			RTA 00											
		3884	567	-	-	-	-	-	-	-	-	-	-	-
	OVERALL DIMENSIONS W D H			SEAT DIMENSIONS W D H			BACK DIMENSIONS W H							
20 20 5			-			-			-					
Bridge Table - 20" Square COM Yardage: N/A Freight Class: 125 Product Weight (lbs.): 23 Cubic Feet Per Carton: 3.40			Require Bracket Kit (3360). To be used with models 3361B and/or 3363B.											
			RTA 00											
		3885	-	158	177	205	245	261	295	361	393	454	539	643
	OVERALL DIMENSIONS W D H			SEAT DIMENSIONS W D H			BACK DIMENSIONS W H							
16 5 7			-			-			-					
Bolster Cushion COM Yardage: 1 Freight Class: 70 Product Weight (lbs.): 1.50 Cubic Feet Per Carton: 1.30			1 Loose Cushion.											
			RTA 00											

heavy duty/24hr



Concorde Executive 24HR 357



Dexter & Dexter Plus..... 358-359



Granada TS..... 352-353



Granada Deluxe TS 353



Malaga TS..... 353



Mallorca TS..... 354



Maxima II 35*



ObusForme Comfort TS..... 354-355



Robust 360



Saxon..... 361



Stamina +..... 362



Truform TS..... 355



Vion TS 363-364



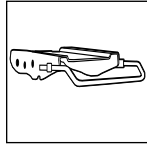
Yorkdale TS 356



model TS140-3 Malaga



model TS5451-3 Truform



Multi-Depth Mechanism
Standard on all models. Allows seat to move forward and backward over a 2" range with 5 locking positions to provide a more shallow or deeper seat.

STANDARD FEATURES

- The TS models are available within standard series. TS stands for "Three Shift" and each of the TS models are rated for 24-7 applications as well as weight rated up to 350 pounds.
- Multi-Tilter models, feature a heavy duty mechanism.
- All models are standard with either Ultracell or molded heavy duty seat foam.
- All models have a heavy duty 3" wide back upright.
- All models, except Truform, have outer back panels retained by trim screws for extra security.
- All models, except Truform have standard clear vinyl bumper guards around their outside backs.
- Multi-Tilters standard with Pneumatic seat height and sliding seat depth adjustment. Forward and rearward seat tilt with infinite lock and free floating back angle control. Tilt tension control.
- Heavy duty drafting stools are standard with fixed back. Seat depth and pneumatic seat height adjustments. Swivels with adjustable chrome footring.

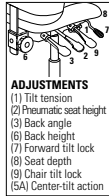
OPTIONAL FEATURES

- An optional ballistic nylon outer back fabric resistant to impact damage is available at an upcharge. Add \$13.00 (excludes Truform)
- For availability of chair series in Vinyl, please contact a Global Sales Representative.
- LM models are available in leather and have additional stitch details. If no LM models are listed, series is not available in Leather.
- Grade 2 and above textiles (or 100,000+ double rubs) are recommended for 24-7 applications.

DESCRIPTION FEATURES MODEL# STANDARD FABRIC GRADES



LB Heavy Duty Multi-Tilter Plain Back Ratchet Back
COM Yardage: 1.50
Freight Class: 150
Product Weight (lbs.): 52
Cubic Feet Per Carton: 9.25



Granada TS

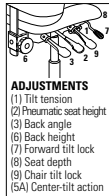
Ergonomic Features:
A, B, C, D, E, F, G, H, M, N, Q, S

	1	2	3	4	5	6	7	8	9	10	11	12
TS3121	1058	1096	1126	1170	1234	1256	1310	1415	1465	1562	1694	1859

OVERALL DIMENSIONS			SEAT DIMENSIONS			BACK DIMENSIONS	
W	D	H	W	D	H	W	H
26	24.5	37.75	20.5	17-19.5	16.5-20.5	19	19-22



HB Heavy Duty Multi-Tilter Plain Back Ratchet Back
COM Yardage: 1.75
Freight Class: 150
Product Weight (lbs.): 55
Cubic Feet Per Carton: 9.25



Granada TS

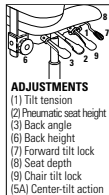
Ergonomic Features:
A, B, C, D, E, F, G, H, M, N, Q, S

	1	2	3	4	5	6	7	8	9	10	11	12
TS3123	1155	1198	1234	1284	1357	1382	1447	1570	1629	1741	1896	2087

OVERALL DIMENSIONS			SEAT DIMENSIONS			BACK DIMENSIONS	
W	D	H	W	D	H	W	H
26	24.5	39.75	20.5	17-19.5	16.5-20.5	19	19-22



LB Heavy Duty Multi-Tilter Plain Back
COM Yardage: 1.50
Freight Class: 125
Product Weight (lbs.): 58
Cubic Feet Per Carton: 9.25




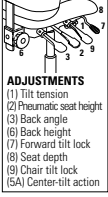


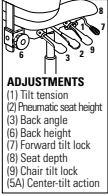


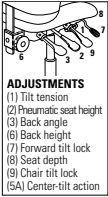


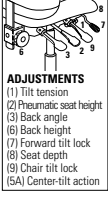


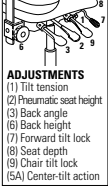

Granada TS


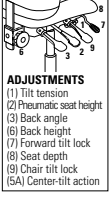



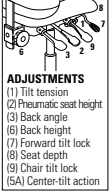



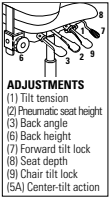



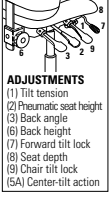



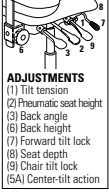


Ergonomic Features:
A, B, C, D, E, F, G, H, M, N, Q, S


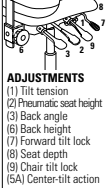



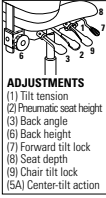


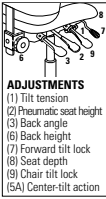


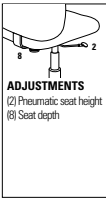


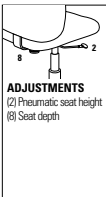

	1	2	3	4	5	6	7	8	9	10	11	12
TS3212	825	863	892	936	1000	1021	1076	1180	1232	1328	1460	1624


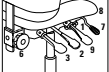




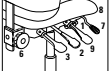



OVERALL DIMENSIONS			SEAT DIMENSIONS			BACK DIMENSIONS	
W	D	H	W	D	H	W	H
26	24	40.	20.5	17-19.5	17.5-21.5	19	21.5-25.5



DESCRIPTION	FEATURES	MODEL#	STANDARD FABRIC GRADES												
			1	2	3	4	5	6	7	8	9	10	11	12	
 <p>HB Heavy Duty Multi-Tilter Plain Back COM Yardage: 1.75 Freight Class: 150 Product Weight (lbs.): 57 Cubic Feet Per Carton: 10.50</p>	 <p>ADJUSTMENTS (1) Tilt tension (2) Pneumatic seat height (3) Back angle (6) Back height (7) Forward tilt lock (8) Seat depth (9) Chair tilt lock (5A) Center-tilt action</p>	TS3217	910	954	987	1038	1112	1137	1202	1325	1382	1496	1651	1841	
		<p>OVERALL DIMENSIONS</p> <p>W D H</p>	26	24.5	43	<p>SEAT DIMENSIONS</p> <p>W D H</p>	20.5	17-19.5	17.5-21.5	<p>BACK DIMENSIONS</p> <p>W H</p>	19	21.5-25.5			
		<p>Ergonomic Features: A, B, C, D, E, F, G, H, M, N, Q, S</p>	<p>RTA 2</p> <p></p>												
 <p>HB Heavy Duty Multi-Tilter COM Yardage: 2 Freight Class: 125 Product Weight (lbs.): 65 Cubic Feet Per Carton: 9.25</p>	 <p>ADJUSTMENTS (1) Tilt tension (2) Pneumatic seat height (3) Back angle (6) Back height (7) Forward tilt lock (8) Seat depth (9) Chair tilt lock (5A) Center-tilt action</p>	TS1170-3	932	975	1009	1060	1134	1160	1224	1346	1404	1518	1672	1863	
		<p>OVERALL DIMENSIONS</p> <p>W D H</p>	26	23.5	45	<p>SEAT DIMENSIONS</p> <p>W D H</p>	21	18-20.5	17.5-21.5	<p>BACK DIMENSIONS</p> <p>W H</p>	20	23-28.25			
		<p>Ergonomic Features: A, B, C, E, F, H, M, N, Q, S</p>	<p>RTA 2</p> <p></p>												
 <p>MB Heavy Duty Multi-Tilter COM Yardage: 1.75 Freight Class: 125 Product Weight (lbs.): 63 Cubic Feet Per Carton: 9.25</p>	 <p>ADJUSTMENTS (1) Tilt tension (2) Pneumatic seat height (3) Back angle (6) Back height (7) Forward tilt lock (8) Seat depth (9) Chair tilt lock (5A) Center-tilt action</p>	TS1171-3	847	886	914	958	1021	1043	1098	1203	1253	1350	1482	1646	
		<p>OVERALL DIMENSIONS</p> <p>W D H</p>	26	23.5	41	<p>SEAT DIMENSIONS</p> <p>W D H</p>	21	18-20.5	17.5-21.5	<p>BACK DIMENSIONS</p> <p>W H</p>	20	19-24.25			
		<p>Ergonomic Features: A, B, C, E, F, H, M, N, Q, S</p>	<p>RTA 2</p> <p></p>												
 <p>HB Heavy Duty Multi-Tilter COM Yardage: 1.75 Freight Class: 125 Product Weight (lbs.): 63 Cubic Feet Per Carton: 9.25</p>	 <p>ADJUSTMENTS (1) Tilt tension (2) Pneumatic seat height (3) Back angle (6) Back height (7) Forward tilt lock (8) Seat depth (9) Chair tilt lock (5A) Center-tilt action</p>	TS3140-3	1087	1130	1166	1216	1289	1314	1379	1502	1561	1674	1828	2018	
		<p>OVERALL DIMENSIONS</p> <p>W D H</p>	26	25	44	<p>SEAT DIMENSIONS</p> <p>W D H</p>	20	17.5-20	16.5-20.5	<p>BACK DIMENSIONS</p> <p>W H</p>	18.5	25-27.25			
		<p>Ergonomic Features: A, B, C, D, E, F, G, H, M, N, Q, S</p>	<p>RTA 2</p> <p></p>												
 <p>LB Heavy Duty Multi-Tilter COM Yardage: 60 Freight Class: 125 Product Weight (lbs.): 60 Cubic Feet Per Carton: 9.25</p>	 <p>ADJUSTMENTS (1) Tilt tension (2) Pneumatic seat height (3) Back angle (6) Back height (7) Forward tilt lock (8) Seat depth (9) Chair tilt lock (5A) Center-tilt action</p>	TS3141-3	1002	1038	1068	1112	1175	1197	1253	1356	1407	1504	1636	1802	
		<p>OVERALL DIMENSIONS</p> <p>W D H</p>	25	24.5	39.75	<p>SEAT DIMENSIONS</p> <p>W D H</p>	20	17.5-20	16.5-20.5	<p>BACK DIMENSIONS</p> <p>W H</p>	18.5	20.5-22.75			
		<p>Ergonomic Features: A, B, C, D, E, F, G, H, M, N, Q, S</p>	<p>RTA 1</p> <p></p>												

DESCRIPTION	FEATURES	MODEL#	STANDARD FABRIC GRADES														
			1	2	3	4	5	6	7	8	9	10	11	12			
 <p>HB Heavy Duty Multi - Tilter COM Yardage: 2 Freight Class: 150 Product Weight (lbs.): 57 Cubic Feet Per Carton: 10.50</p>	 <p>ADJUSTMENTS (1) Tilt tension (2) Pneumatic seat height (3) Back angle (6) Back height (7) Forward tilt lock (8) Seat depth (9) Chair tilt lock (5A) Center-tilt action</p>	 <p>Mallorca TS</p> <p>Ergonomic Features: A, B, C, D, E, F, G, H, M, N, Q, S</p>	TS2780-3	979	1026	1064	1120	1199	1228	1297	1430	1494	1617	1785	1994		
			OVERALL DIMENSIONS			SEAT DIMENSIONS			BACK DIMENSIONS								
			W	D	H	W	D	H	W	H							
			25	26	37.5	20	18-20.5	18-22	20.5	20.5-22.5							
			RTA 2														
 <p>MB Heavy Duty Multi - Tilter COM Yardage: 1.75 Freight Class: 150 Product Weight (lbs.): 55 Cubic Feet Per Carton: 10.50</p>	 <p>ADJUSTMENTS (1) Tilt tension (2) Pneumatic seat height (3) Back angle (6) Back height (7) Forward tilt lock (8) Seat depth (9) Chair tilt lock (5A) Center-tilt action</p>	 <p>Mallorca TS</p> <p>Ergonomic Features: A, B, C, D, E, F, G, H, M, N, Q, S</p>	TS2781-3	925	969	1004	1054	1128	1153	1218	1341	1399	1512	1666	1857		
			OVERALL DIMENSIONS			SEAT DIMENSIONS			BACK DIMENSIONS								
			W	D	H	W	D	H	W	H							
			25	26	37.5	20.5	18-20.5	18-22	20.5	16.5-19.5							
			RTA 2														
 <p>HB Heavy Duty Multi - Tilter COM Yardage: 2.25 Freight Class: 125 Product Weight (lbs.): 74 Cubic Feet Per Carton: 11</p>	 <p>ADJUSTMENTS (1) Tilt tension (2) Pneumatic seat height (3) Back angle (6) Back height (7) Forward tilt lock (8) Seat depth (9) Chair tilt lock (5A) Center-tilt action</p>	 <p>Obusforme Comfort TS</p> <p>Ergonomic Features: A, C, E, F, H, M, N, S</p>	TS1240-3	995	1053	1098	1167	1264	1310	1398	1539	1647	1768	2016	2280		
			OVERALL DIMENSIONS			SEAT DIMENSIONS			BACK DIMENSIONS								
			W	D	H	W	D	H	W	H							
			26	25	48	21	17.5-20	16-20	19	27							
			RTA 2														
 <p>MB Heavy Duty Multi - Tilter COM Yardage: 2 Freight Class: 125 Product Weight (lbs.): 71 Cubic Feet Per Carton: 10.50</p>	 <p>ADJUSTMENTS (1) Tilt tension (2) Pneumatic seat height (3) Back angle (6) Back height (7) Forward tilt lock (8) Seat depth (9) Chair tilt lock (5A) Center-tilt action</p>	 <p>Obusforme Comfort TS</p> <p>Ergonomic Features: A, C, E, F, H, M, N, S</p>	TS1241-3	950	1003	1045	1108	1198	1230	1308	1457	1529	1668	1856	2091		
			OVERALL DIMENSIONS			SEAT DIMENSIONS			BACK DIMENSIONS								
			W	D	H	W	D	H	W	H							
			26	25	44	21	17.5-20	16-20	19.5	22-27.25							
			RTA 2														
 <p>HB Heavy Duty Multi - Tilter with Schukra COM Yardage: 2.25 Freight Class: 125 Product Weight (lbs.): 74 Cubic Feet Per Carton: 11</p>	 <p>ADJUSTMENTS (1) Tilt tension (2) Pneumatic seat height (3) Back angle (6) Back height (7) Forward tilt lock (8) Seat depth (9) Chair tilt lock (5A) Center-tilt action</p>	 <p>Obusforme Comfort TS</p> <p>Ergonomic Features: A, C, E, F, H, M, N, S</p>	TS1260-3	1101	1161	1208	1279	1380	1416	1504	1672	1753	1909	2121	2385		
			OVERALL DIMENSIONS			SEAT DIMENSIONS			BACK DIMENSIONS								
			W	D	H	W	D	H	W	H							
			26	25	48	21	17.5-20	16-20	19.5	27-32.25							
			RTA 2														

DESCRIPTION	FEATURES	MODEL#	STANDARD FABRIC GRADES												
 MB Heavy Duty Multi - Tilter with Schukra COM Yardage: 2 Freight Class: 125 Product Weight (lbs.): 69 Cubic Feet Per Carton: 10.50	 ADJUSTMENTS (1) Tilt tension (2) Pneumatic seat height (3) Back angle (6) Back height (7) Forward tilt lock (8) Seat depth (9) Chair tilt lock (5A) Center-tilt action	 Objusforme Comfort TS Ergonomic Features: A, C, E, F, H, M, N, S	1	2	3	4	5	6	7	8	9	10	11	12	
			TS1261-3	1060	1113	1155	1218	1308	1340	1418	1567	1639	1778	1966	2201
			Leather/Mock Leather												
			OVERALL DIMENSIONS			SEAT DIMENSIONS			BACK DIMENSIONS						
			W	D	H	W	D	H	W	H					
			26	25	44	21	17.5-20	16-20	19.5	22					
			RTA 2												
 HB Heavy Duty Multi - Tilter COM Yardage: 2 Freight Class: 125 Product Weight (lbs.): 63 Cubic Feet Per Carton: 10.50	 ADJUSTMENTS (1) Tilt tension (2) Pneumatic seat height (3) Back angle (6) Back height (7) Forward tilt lock (8) Seat depth (9) Chair tilt lock (5A) Center-tilt action	Ergonomic Features: A, B, C, D, F, G, H, M, N, Q, S	1	2	3	4	5	6	7	8	9	10	11	12	
			TS5450-3	761	810	847	904	986	1016	1086	1221	1287	1413	1583	1797
			OVERALL DIMENSIONS			SEAT DIMENSIONS			BACK DIMENSIONS						
			W	D	H	W	D	H	W	H					
			26	25	42	20	18-20.5	16.5-20.5	20	23.5-26					
			RTA 2												
 mB Heavy Duty Multi - Tilter COM Yardage: 1.75 Freight Class: 150 Product Weight (lbs.): 60 Cubic Feet Per Carton: 10.50	 ADJUSTMENTS (1) Tilt tension (2) Pneumatic seat height (3) Back angle (6) Back height (7) Forward tilt lock (8) Seat depth (9) Chair tilt lock (5A) Center-tilt action	Ergonomic Features: A, B, C, D, F, G, H, M, N, Q, S	1	2	3	4	5	6	7	8	9	10	11	12	
			TS5451-3	734	778	812	862	933	958	1020	1139	1196	1306	1455	1641
			OVERALL DIMENSIONS			SEAT DIMENSIONS			BACK DIMENSIONS						
			W	D	H	W	D	H	W	H					
			26	25	38.5	20	18-20.5	16.5-20.5	20	20-22.5					
			RTA 2												
 MB Heavy Duty Drafting Stool Armless COM Yardage: 1.75 Freight Class: 250 Product Weight (lbs.): 35 Cubic Feet Per Carton: 10.75	 ADJUSTMENTS (2) Pneumatic seat height (8) Seat depth	Ergonomic Features: A, B, C, J, M, N	1	2	3	4	5	6	7	8	9	10	11	12	
			S5457-6	779	822	855	904	977	1001	1063	1182	1239	1350	1499	1685
			OVERALL DIMENSIONS			SEAT DIMENSIONS			BACK DIMENSIONS						
			W	D	H	W	D	H	W	H					
			20	25	43	20	17.5-19	22-30	20	20					
			RTA 2												
 MB Heavy Duty Drafting Stool COM Yardage: 1.75 Freight Class: 150 Product Weight (lbs.): 45 Cubic Feet Per Carton: 10.75	 ADJUSTMENTS (2) Pneumatic seat height (8) Seat depth	Ergonomic Features: A, B, C, J, M, N	1	2	3	4	5	6	7	8	9	10	11	12	
			S5458-6	903	946	980	1030	1101	1126	1189	1307	1363	1474	1623	1809
			OVERALL DIMENSIONS			SEAT DIMENSIONS			BACK DIMENSIONS						
			W	D	H	W	D	H	W	H					
			26	25	43	20	17.5-19	22-30	20	20					
			RTA 2												

DESCRIPTION	FEATURES	MODEL#	STANDARD FABRIC GRADES											
			1	2	3	4	5	6	7	8	9	10	11	12
 <p>HB Heavy Duty Multi - Tilter COM Yardage: 1.75 Freight Class: 150 Product Weight (lbs.): 49 Cubic Feet Per Carton: 9.75</p>	 <p>ADJUSTMENTS (1) Tilt tension (2) Pneumatic seat height (3) Back angle (6) Back height (7) Forward tilt lock (8) Seat depth (9) Chair tilt lock (5A) Center-tilt action</p>	 <p>TS2330</p>	812	856	891	941	1015	1042	1105	1227	1286	1399	1553	1745
			OVERALL DIMENSIONS			SEAT DIMENSIONS			BACK DIMENSIONS					
			W	D	H	W	D	H	W		H			
			24	25	42	18	17.5	16.5-20.5	19		21.5-24			
														
 <p>LB Heavy Duty Multi - Tilter COM Yardage: 1.50 Freight Class: 150 Product Weight (lbs.): 46 Cubic Feet Per Carton: 9.75</p>	 <p>ADJUSTMENTS (1) Tilt tension (2) Pneumatic seat height (3) Back angle (6) Back height (7) Forward tilt lock (8) Seat depth (9) Chair tilt lock (5A) Center-tilt action</p>	 <p>TS2331</p>	768	805	836	880	942	964	1020	1124	1174	1271	1403	1568
			OVERALL DIMENSIONS			SEAT DIMENSIONS			BACK DIMENSIONS					
			W	D	H	W	D	H	W		H			
			24	25	36	18	16	16.5-20.5	19		16.5-19			
														

HEAVY DUTY



CONCORDE™ EXECUTIVE 24HR C

CONCORDE™ EXECUTIVE 24HR



model 2424



model 2425



Push Button
Location within reach increases your adjustment. Promotes good posture as you move to various positions.


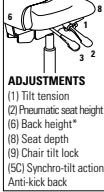

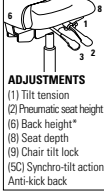

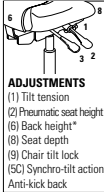

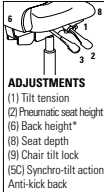
STANDARD FEATURES

- All adjustments are made with button controls that are conveniently located in full view, for easy use.
- Compound curved molded foam seat and back cushions.
- Seat cushion with Velcro attachment is easily removed and replaced.
- Rated for Multi-Shift use for persons up to 350 pounds.
- Standard with Allen-bolted width adjustable arms (Allen key included). Arms adjust 1 1/4" wider on each side, a total of 2 1/2" extra width.

- Pneumatic seat height adjustment and 5 - position tilt lock. Tilt tension control.
- Ratchet style back height adjustment.
- All models are standard with a reinforced five-legged, injection molded base with C10 casters, Black (BK) Only.

OPTIONAL FEATURES

- Concorde Executive is available in the following GLOBAL fabrics: Crescent, Cumulus, Imprint, Oxygen, Quantum, Renewal, Replay, Silhouette (Grade 2) and Prescott Leather (Grade 12).
- Models are Not available with C7 glides.

DESCRIPTION	FEATURES	MODEL#	STANDARD FABRIC GRADES													
			1	2	3	4	5	6	7	8	9	10	11	12		
 HB Synchro - Tilter Concorde Executive 24HR COM Yardage: 2.50 Freight Class: 250 Product Weight (lbs.): 78 Cubic Feet Per Carton: 23.50	 ADJUSTMENTS (1) Tilt tension (2) Pneumatic seat height (6) Back height* (8) Seat depth (9) Chair tilt lock (5C) Synchro-tilt action Anti-kick back	2424	-	2155	2203	2275	2380	2418	2506	2676	2759	2916	3133	3402		
		OVERALL DIMENSIONS			SEAT DIMENSIONS			BACK DIMENSIONS								
		W	D	H	W	D	H	W	H							
		28.5	27	50	21	17.5-19	18-22	21	28-31							
			RTA 00													
 HB Synchro - Tilter Concorde Executive 24HR COM Yardage: 2.50 Freight Class: 250 Product Weight (lbs.): 78 Cubic Feet Per Carton: 23.50	 ADJUSTMENTS (1) Tilt tension (2) Pneumatic seat height (6) Back height* (8) Seat depth (9) Chair tilt lock (5C) Synchro-tilt action Anti-kick back	2424-18	-	2190	2241	2313	2413	2453	2544	2712	2797	2954	3172	3441		
		OVERALL DIMENSIONS			SEAT DIMENSIONS			BACK DIMENSIONS								
		W	D	H	W	D	H	W	H							
		28.5	27	50	21	17.5-19	18-22	21	28-31							
			RTA 00													
 LB Synchro - Tilter Concorde Executive 24HR COM Yardage: 2 Freight Class: 250 Product Weight (lbs.): 71 Cubic Feet Per Carton: 20.50	 ADJUSTMENTS (1) Tilt tension (2) Pneumatic seat height (6) Back height* (8) Seat depth (9) Chair tilt lock (5C) Synchro-tilt action Anti-kick back	2425	-	2112	2153	2210	2292	2321	2395	2529	2596	2722	2896	3110		
		OVERALL DIMENSIONS			SEAT DIMENSIONS			BACK DIMENSIONS								
		W	D	H	W	D	H	W	H							
		28.5	27	40	21	18	18-22	21	20-23							
			RTA 00													
 LB Synchro - Tilter Concorde Executive 24HR COM Yardage: 20.50 Freight Class: 250 Product Weight (lbs.): 71 Cubic Feet Per Carton: 20.50	 ADJUSTMENTS (1) Tilt tension (2) Pneumatic seat height (6) Back height* (8) Seat depth (9) Chair tilt lock (5C) Synchro-tilt action Anti-kick back	2425-18	-	2153	2190	2250	2332	2362	2434	2568	2636	2760	2937	3151		
		OVERALL DIMENSIONS			SEAT DIMENSIONS			BACK DIMENSIONS								
		W	D	H	W	D	H	W	H							
		28.5	27	40	21	18	18-22	21	20-31							
			RTA 00													

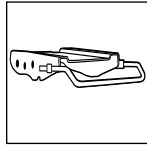


DEXTER™ & DEXTER PLUS™



model 2432-16 (TD)

model 2436-1 (3R)



Multi-Depth Mechanism
Standard on all models. Allows seat to move forward and backward over a 2" range with 5 locking positions to provide a more shallow or deeper seat.



Impact Resistant Back Cover
Impact resistant back shroud offers increased durability. Black Only.

STANDARD FEATURES

- Compound curved molded memory foam seat cushion distributes body weight evenly for better circulation and a fluid-like fit.
- Dexter and Dexter Plus models are standard with concave-shaped, height adjustable urethane arms (3R).
- Removable seat cushion requires no tools (Dexter Plus models Only).
- Back height and pneumatic seat height adjustments. Tilt tension control.
- Synchronized seat and back movement with 2-to-1 ratio can be locked in 5 different positions.
- Base and frame available in Black (BK) Only.
- Rated for Multi-Shift use for people up to 350 pounds.
- All models are standard with a heavy-duty frame and a five-legged, injection molded base.
- C10 casters are standard.

OPTIONAL FEATURES

- Optional adjustable height T-arms with teardrop shaped urethane armcaps (TD) are available. No Charge.
- Vari-Width Adapter Plate (WA) is standard on Models 2436-1 and 2437-1 when chairs are ordered with adjustable height arms (TD or 3M). Allows each arm to move outward an additional 2" (for a total of 4" extra seat width) and locks with the use of an easy to maneuver lever.
- Please see page 309 for additional caster options. Optional casters may be priced higher than the standard casters for your chair and the difference will be charged. Lower priced optional casters will not be credited.
- Available in fabrics with the EXCEPTION of Leather, Jenny, Match, Quilt, Shard, Styx, Drama, Pebbles, and Sprinkle.

DESCRIPTION

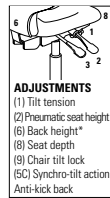
FEATURES

MODEL#

STANDARD FABRIC GRADES



HB Synchro - Tilter Dexter Plus
COM Yardage: 1.75
Freight Class: 150
Product Weight (lbs.): 64
Cubic Feet Per Carton: 13



ADJUSTMENTS
(1) Tilt tension
(2) Pneumatic seat height
(6) Back height*
(8) Seat depth
(9) Chair tilt lock
(5C) Synchro-tilt action
Anti-kick back

Ergonomic Features:
A, B, C, D, E, L, M, N, Q, T

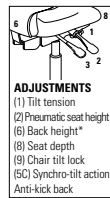
	1	2	3	4	5	6	7	8	9	10	11	12
2432-16	-	1637	1670	1719	1789	1815	1876	1991	2048	2155	2303	2485

OVERALL DIMENSIONS			SEAT DIMENSIONS			BACK DIMENSIONS	
W	D	H	W	D	H	W	H
26	25	43.5	20.5	18-20	18-22	19	22-24.5

RTA 2



MB Synchro - Tilter Dexter Plus
COM Yardage: 1.50
Freight Class: 150
Product Weight (lbs.): 64
Cubic Feet Per Carton: 13



ADJUSTMENTS
(1) Tilt tension
(2) Pneumatic seat height
(6) Back height*
(8) Seat depth
(9) Chair tilt lock
(5C) Synchro-tilt action
Anti-kick back

Ergonomic Features:
A, B, C, D, E, L, M, N, Q, T

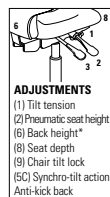
	1	2	3	4	5	6	7	8	9	10	11	12
2433-16	-	1568	1597	1641	1702	1726	1780	1880	1932	2025	2156	2316

OVERALL DIMENSIONS			SEAT DIMENSIONS			BACK DIMENSIONS	
W	D	H	W	D	H	W	H
26	24	41	19	17-19	18-22	17.5	20-22.5

RTA 2



HB Synchro - Tilter Dexter
COM Yardage: 1.25
Freight Class: 150
Product Weight (lbs.): 54
Cubic Feet Per Carton: 13



ADJUSTMENTS
(1) Tilt tension
(2) Pneumatic seat height
(6) Back height*
(8) Seat depth
(9) Chair tilt lock
(5C) Synchro-tilt action
Anti-kick back


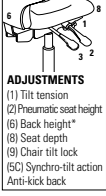

Ergonomic Features:
A, B, C, D, E, L, M, N, Q, T

	1	2	3	4	5	6	7	8	9	10	11	12
2436-1	1357	1388	1413	1447	1413	1518	1563	1648	1688	1768	1877	2011

OVERALL DIMENSIONS			SEAT DIMENSIONS			BACK DIMENSIONS	
W	D	H	W	D	H	W	H
26	24	43.5	20	17-19	17.5-21.5	19	23.5-26

RTA 2

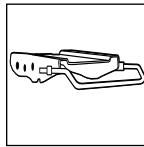


DESCRIPTION	FEATURES	MODEL#	STANDARD FABRIC GRADES												
			1	2	3	4	5	6	7	8	9	10	11	12	
 <p>MB Synchro - Tilter Dexter COM Yardage: 1 Freight Class: 250 Product Weight (lbs.): 50 Cubic Feet Per Carton: 13</p>	 <p>ADJUSTMENTS (1) Tilt tension (2) Pneumatic seat height (6) Back height* (8) Seat depth (9) Chair tilt lock (5C) Synchro-tilt action Anti-kick back</p>	2437-1	1288	1312	1332	1360	1402	1418	1452	1521	1553	1618	1703	1811	
			OVERALL DIMENSIONS			SEAT DIMENSIONS			BACK DIMENSIONS						
			W	D	H	W	D	H	W	H					
			26	24	41	19	17-19	17.5-21.5	17.5	20-22.5					
			<p>Ergonomic Features: A, B, C, D, E, L, M, N, Q, T</p> <p>RTA 2 </p>												

MAXIMA® II



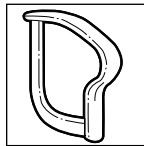
model 2438-16



Multi-Depth Mechanism
Standard on all models. Allows seat to move forward and backward over a 2" range with 5 locking positions to provide a more shallow or deeper seat.



model 2438-16



Optional Arm
Fixed height cuff resistant, vinyl dipped arms (ML). Add \$113.00.

STANDARD FEATURES

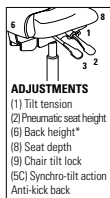
- Compound curved molded foam seat and back cushions conform to natural body curves.
- All models are standard with a heavy-duty steel frame and reinforced five-legged, injection molded base.
- Base and frame available in Black (BK) Only.
- Standard with adjustable height T-arms with teardrop shaped urethane armcaps (TD).
- Rated for Multi-Shift use for persons up to 350 pounds.
- C10 casters are standard.
- Vari-Width Adapter Plate (WA) is standard when chair is ordered with adjustable height arms. Allows each arm to move outward an additional 2" (for a total of 4" extra seat width) and locks with the use of an easy to maneuver lever.

OPTIONAL FEATURES

- Also available with fixed height scuff-resistant, vinyl dipped arms (ML). Add \$113.00.
- Optional ballistic nylon outer back fabric available. Resistant to impact damage. Available in Black Only (BKB). Add \$13.00.
- Please see page 309 for additional caster options. Optional casters may be priced higher than the standard casters for your chair and the difference will be charged. Lower priced optional casters will not be credited.
- Additional stitch details will be added to the seat and back, when upholstered in Leather or Vinyl.
- Recommended Global textiles include Crescent, Cumulus, Imprint, Oxygen, Quantum, Renewal, Replay, Station, Urban and Leather/Mock Leather combination.



HB Heavy Duty Synchro-Tilter
COM Yardage: 2.50
Freight Class: 250
Product Weight (lbs.): 77
Cubic Feet Per Carton: 23.25



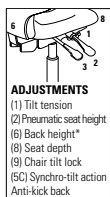
21" Extra Wide Seat
*Global fabrics limited, see notes.
Ergonomic Features:
A, B, C, D, E, L, M, N

	1	*2	3	4	*5	6	7	8	9	10	11	12
2438-16	-	2103	2150	2221	2320	2358	2445	2608	2690	2842	3054	3315
16" seat depth												
2438-18												
18" seat depth												
OVERALL DIMENSIONS			SEAT DIMENSIONS			BACK DIMENSIONS						
W	D	H	W	D	H	W	H					
26	26.5	48.5	21	18-20	18.5-22.5	21	27-30					

RTA 00



MB Heavy Duty Synchro-Tilter
COM Yardage: 2.25
Freight Class: 250
Product Weight (lbs.): 72
Cubic Feet Per Carton: 19.75



21" Extra Wide Seat
*Global fabrics limited, see notes.
Ergonomic Features:
A, B, C, D, E, L, M, N

	1	*2	3	4	*5	6	7	8	9	10	11	12
2439-16	-	2047	2090	2153	2242	2276	2354	2502	2576	2712	2903	3138
16" seat depth												
2439-18												
18" seat depth												
OVERALL DIMENSIONS			SEAT DIMENSIONS			BACK DIMENSIONS						
W	D	H	W	D	H	W	H					
26	26.5	40.5	21	18-20	18.5-22.5	21	19-22					

RTA 00

ROBUST



model 2527



Memory Foam
Available, use code "MF".
Add \$76.00.


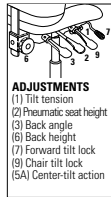

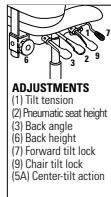
STANDARD FEATURES

- Heavy duty chair rated for multi shift users up to 500 pounds.
- Standard with a six prong, oval tubular steel base (32" in diameter) in Black (BK) Only.
- Standard with a solid steel loop style arm. The arm is vinyl dipped to be warm to the touch and impact absorbent.
- Arms are width adjustable for an extra 2" on each side, providing additional room and comfort for users.
- There are no arm options for this series.
- Side tension adjustment can be reached from a seated position.
- Standard with Ultracell high density, high resilient foam on seat and back.
- Large diameter 3" black casters, providing easier mobility.
- Casters are suitable for hard surface flooring or carpet. There are no caster options for this series.
- Standard pneumatic seat height adjustment. Forward and rearward seat tilt with infinite lock and free floating back angle control. Tilt tension control.

- This series has a two-tone fabric combination as standard. Trim is always Silhouette fabric, SL20 Asphalt.

OPTIONAL FEATURES

- Memory Foam seats are optionally available. This slow release foam molds to your contour and evenly distributes body weight. Please specify (MF) Add \$76.00.
- When upholstered in Vinyl or Leather please note that the Black trim will always be Mock Leather 550 Black.
- There is no option for all leather. Also not available in Drama, Jenny, Match, Quilt, Pebbles, and Sprinkle textiles.
- An optional ballistic nylon outer back, resistant to impact damage is available in Black only. Please specify (BKB). Add \$13.00.
- For availability of chair series in Vinyl, please contact a Global Sales Representative.

DESCRIPTION	FEATURES	MODEL#	STANDARD FABRIC GRADES														
			1	2	3	4	5	6	7	8	9	10	11	12			
 <p>HB Heavy Duty Multi-Tilter COM Yardage: 3.25 Freight Class: 250 Product Weight (lbs.): 118 Cubic Feet Per Carton: 33.50</p>	 <p>ADJUSTMENTS (1) Tilt tension (2) Pneumatic seat height (3) Back angle (6) Back height (7) Forward tilt lock (9) Chair tilt lock (5A) Center-tilt action</p>	<p>Ergonomic Features: A, B, C, F, G, M, N, S</p>	2526	-	1772	1833	1925	2054	2103	2216	2429	2535	2733	3008	3347		
			2526LM	-	-	-	-	2007	-	-	2383	-	2687	2971	3311		
			Leather/Mock Leather														
			OVERALL DIMENSIONS			SEAT DIMENSIONS			BACK DIMENSIONS								
			W	D	H	W	D	H	W		H						
			29	27.5	50.5	25.5	20	16.5-20.5	22		30						
			RTA 00														
 <p>MB Heavy Duty Multi-Tilter COM Yardage: 3 Freight Class: 250 Product Weight (lbs.): 114 Cubic Feet Per Carton: 29.50</p>	 <p>ADJUSTMENTS (1) Tilt tension (2) Pneumatic seat height (3) Back angle (6) Back height (7) Forward tilt lock (9) Chair tilt lock (5A) Center-tilt action</p>	<p>Ergonomic Features: A, B, C, F, G, M, N, S</p>	2527	-	1667	1724	1808	1927	1972	2077	2273	2372	2554	2808	3121		
			2527LM	-	-	-	-	1886	-	-	2261	-	2565	2850	3189		
			Mock/Leather														
			OVERALL DIMENSIONS			SEAT DIMENSIONS			BACK DIMENSIONS								
			W	D	H	W	D	H	W		H						
			29	26.5	42.5	25.5	20	16.5-20.5	22		24						
			RTA 00														


SAXON



model 2512-3

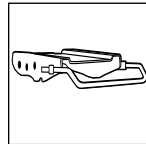


Back



Arm Feature

Arms are designed to flip up and accommodate people wearing equipment belts.



Multi-Depth Mechanism


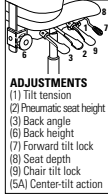
Standard on all models. Allows seat to move forward and backward over a 2" range with 5 locking positions to provide a more shallow or deeper seat.

STANDARD FEATURES

- A contoured molded, Dual cushion Ultracell® foam seat and heavily padded back provides exceptional comfort.
- Rated for multi shift use by persons up to 350 pounds.
- Standard with a five-legged, injection molded base in Black (BK) Only.
- Standard with VL "fold up" arms. Arms fold up to accommodate users that wear equipment belts, such as Policemen and 911 Operators.
- Standard with Vari-Width Adapter Plate (WA).
- Standard with ratchet back height adjustment.

OPTIONAL FEATURES

- Memory foam seats optionally available. This slow release foam moulds to contours and evenly distributes body weight. Please specify (MF), Add \$76.00.
- Ballistic nylon outer back fabric is standard and resistant to impact damage. Available in Black Only.
- C10 casters are standard. Please see page 309 for additional caster options. Optional caster may be priced higher than the standard casters and will incur an upcharge. Lower priced optional casters will not be credited.
- For availability of chair series in Vinyl, please contact a Global Sales Representative.
- Not available in Leather.

DESCRIPTION	FEATURES	MODEL#	STANDARD FABRIC GRADES												
			1	2	3	4	5	6	7	8	9	10	11	12	
 <p>HB Heavy Duty Multi-Tilter COM Yardage: 2.25 Freight Class: 150 Product Weight (lbs.): 60 Cubic Feet Per Carton: 13</p>	 <p>ADJUSTMENTS (1) Tilt tension (2) Pneumatic seat height (3) Back angle (6) Back height (7) Forward tilt lock (8) Seat depth (9) Chair tilt lock (5A) Center-tilt action</p>	2512-3	-	1226	1271	1336	1432	1467	1549	1703	1782	1925	2125	2371	
			OVERALL DIMENSIONS			SEAT DIMENSIONS			BACK DIMENSIONS						
			W	D	H	W	D	H	W	H					
			27.5	25	39.5	22.5	19-21.5	18-22	20	19.5-22					
			RTA 2		ups										

Ergonomic Features:
A, B, C, M, N, S

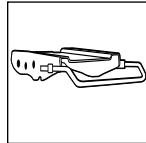
STAMINA+®



model 2440 (TD)



model 2440 (SL)



Multi-Depth Mechanism
Standard on all models. Allows seat to move forward and backward over a 2" range with 5 locking positions to provide a more shallow or deeper seat.




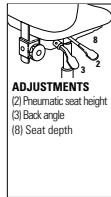

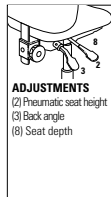
Memory Foam
Available, use code "MF".

STANDARD FEATURES

- Compound curved molded memory foam seat cushion distributes body weight evenly for better circulation and a fluid-like fit.
- All models are standard with a heavy-duty frame and a five-legged, injection molded base.
- Base and frame available in Black (BK) Only.
- Standard with fixed height, adjustable width scuff resistant, Vinyl dipped loop arms (SL) which add up to 21/2" total seat width.
- Rated for Multi-Shift use for people up to 400 pounds.
- Posture tilter mechanism is considered the most ergonomic of intensive use models and provides a posture back, tilting seat, infinite tilt lock, sliding seat depth and adjustable spring tension for user's weight.
- C10 casters are standard.

OPTIONAL FEATURES

- Optional ballistic style nylon outer back fabric available. Resistant to impact damage. Available in Black Only (BKB) Add \$13.00.
- Available with back edge vinyl bumper guard option (VBG). Add \$16.00.
- Please see page 309 for additional caster options. Optional casters may be priced higher than the standard casters for your chair and the difference will be charged. Lower priced optional casters will not be credited.
- Not available in Vinyl, Leather or Jenny, Shard, Drama, Pebbles, and Sprinkle textiles.

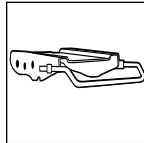
DESCRIPTION	FEATURES	MODEL#	STANDARD FABRIC GRADES											
			1	2	3	4	5	6	7	8	9	10	11	12
 <p>HB Heavy Duty Posture Task COM Yardage: 2 Freight Class: 125 Product Weight (lbs.): 81 Cubic Feet Per Carton: 2</p>	 <p>ADJUSTMENTS (2) Pneumatic seat height (3) Back angle (8) Seat depth</p> <p>Ergonomic Features: A, B, C, D, E, F, G, M, N, Q</p>	<p>2440</p>	1549	1598	1636	1695	1777	1807	1878	2015	2080	2208	2381	2595
			OVERALL DIMENSIONS			SEAT DIMENSIONS			BACK DIMENSIONS					
			W	D	H	W	D	H	W	H				
	26.	25.	44	22	18-20.5	18-22	21	23-26						
				RTA 4										
 <p>MB Heavy Duty Posture Task COM Yardage: 1.75 Freight Class: 125 Product Weight (lbs.): 76 Cubic Feet Per Carton: 11.50</p>	 <p>ADJUSTMENTS (2) Pneumatic seat height (3) Back angle (8) Seat depth</p> <p>Ergonomic Features: A, B, C, D, E, F, G, M, N, Q</p>	<p>2441</p>	1433	1475	1508	1561	1631	1656	1721	1839	1896	2009	2158	2347
			OVERALL DIMENSIONS			SEAT DIMENSIONS			BACK DIMENSIONS					
			W	D	H	W	D	H	W	H				
	26.	25.	38.5	22	18-20.5	18-22	21	19-22						
				RTA 4										

VION



model TS6321-3

model TS6331-3



Multi-Depth Mechanism

Allows seat to move forward and backward over a 2" range with 5 locking positions to provide a more shallow or deeper seat.

VION FINISHES - TASK SEATING				
Back Frame	Base	Specify Code	Arm Option	Specify Code
Black	Black	BK	Adj. "T" arm (Black) Adj. "T" arm, fixed armcap (Black) Fixed "C" arm (Black)	AS AF C
Black	Polished Aluminum	BA Add \$110.00	Adj. "T" arm (Black, Chrome accent) Adj. "T" arm, fixed armcap (Black, Chrome accent) Fixed "C" arm (Black) Fixed "C" arm (Polished aluminum)	AC AD C CA - Add \$135.00
Fog	Fog	FG Add \$50.00	Adj. "T" arm (Fog) Adj. "T" arm, fixed armcap (Fog) Fixed "C" arm (Fog)	FA FF CC
Fog	Polished Aluminum	FA Add \$160.00	Adj. "T" arm (Fog, Chrome accent) Adj. "T" arm, fixed armcap (Fog, Chrome accent) Fixed "C" arm (Fog) Fixed "C" arm (Polished Aluminum)	FC CF CC CA - Add \$135.00


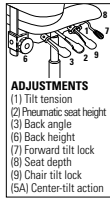

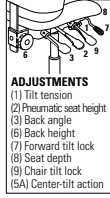
* All arms have Black SSU Armcaps.


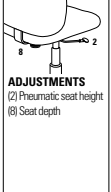


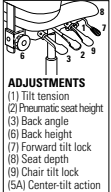


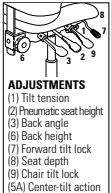


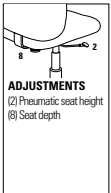

STANDARD FEATURES

- The TS models are available within standard Vion series. TS stands for "Three Shift" and each of the TS models are rated for 24-7 applications as well as weight rated up to 350 pounds.
- Multi-Tilter models, feature a heavy duty mechanism.
- Multi-Tilters are standard with Pneumatic seat height and sliding seat depth adjustment. Forward and rearward seat tilt with infinite lock and free floating back angle control. Tilt tension control.
- Side activated sliding seat depth adjustment (MD) is standard on Multi-Tilter. Provides 2" of seat depth adjustment.
- Heavy duty drafting stools are standard with fixed back. Seat depth and pneumatic seat height adjustments. Swivels with adjustable chrome footring.
- All models are standard with either Ultracell or molded heavy duty seat foam.
- All models have a heavy duty 3" wide back upright.
- All models are standard with height and width adjustable arms (AS) that feature a front to back sliding armcap.
- Upholstered back models will always feature black fabric (Jenny JN02) on the back side.

OPTIONAL FEATURES

- Mesh back models are available in 10 colors: Aqua (MS75), Black (MS69), Black Cherry (MS76), Blue (MS72), Dust (MS77), Ivory (MS78), Natural (MS74), Paprika (MS79), Rope (MS73) and Stone (MS71).
- Vion mesh back models (all 10 colors) and approved upholstery materials are available to meet California TB133.
- Upholstered back models offer a Matching Outer (MO) upholstery option. Due to the additional material needed, these models are listed separately and are priced differently than the standard upholstered back models.
- Two featured "T" arm options that include height and width adjusting arms, one with sliding arm caps (AS) and one without sliding arm caps (AF). Also, available is a stylish fixed urethane arm (C) for conference/management environments.
- Optional Lumbar Pad can be added at the time of order. Please specify LP and add \$25.00. Lumbar Pad can also be order after sale as a kit, specify model 6339 at \$25.00 list. The Lumbar Pad is adjustable up to 3".
- Optional Memory Foam available on Vion Seats. Please specify MF and add \$76.00.
- B7A Polished aluminum base and matching chrome arm accent on either AS or AF arms. Please specify ALU and AC. Add \$110.00.
- Grade 2 and above textiles (or 100,000+ rubs) are recommended for 24-7 applications. All models are available in fabric, vinyl or leather.

DESCRIPTION	FEATURES	MODEL#	STANDARD FABRIC GRADES													
			1	2	3	4	5	6	7	8	9	10	11	12		
 <p>HB Heavy Duty Multi - Tilter - Mesh Back COM Yardage: 1.75 Freight Class: 150 Product Weight (lbs.): 49 Cubic Feet Per Carton: 9.75</p>	 <p>ADJUSTMENTS (1) Tilt tension (2) Pneumatic seat height (3) Back angle (6) Back height (7) Forward tilt lock (8) Seat depth (9) Chair tilt lock (5A) Center-tilt action</p>	<p>Vion TS</p> <p>Ergonomic Features: A, B, C, E, F, G, H, M, N, Q, U, S</p>	TS6321-3	870	894	912	941	980	995	1029	1096	1128	1189	1273	1377	
			TS6321L-3	-	-	-	-	-	-	-	1064	1107	1161	1253	1357	
			OVERALL DIMENSIONS			SEAT DIMENSIONS			BACK DIMENSIONS							
			W	D	H	W	D	H	W	H						
	25.5	24	41	20	17-19.5	17.5-21.5	19	21.5-24								
 <p>MB Heavy Duty Multi - Tilter - Mesh Back COM Yardage: 1.75 Freight Class: 150 Product Weight (lbs.): 49 Cubic Feet Per Carton: 9.75</p>	 <p>ADJUSTMENTS (1) Tilt tension (2) Pneumatic seat height (3) Back angle (6) Back height (7) Forward tilt lock (8) Seat depth (9) Chair tilt lock (5A) Center-tilt action</p>	<p>Vion TS</p> <p>Ergonomic Features: A, B, C, E, F, G, H, M, N, Q, U, S</p>	TS6322-3	835	860	879	907	946	961	995	1062	1094	1155	1239	1344	
			TS6322L-3	-	-	-	-	-	-	-	1029	1072	1126	1218	1322	
			OVERALL DIMENSIONS			SEAT DIMENSIONS			BACK DIMENSIONS							
			W	D	H	W	D	H	W	H						
	25.5	24	41	20	17-19.5	17.5-21.5	19	21.5-24								

DESCRIPTION	FEATURES	MODEL#	STANDARD FABRIC GRADES																																																																																																					
			1	2	3	4	5	6	7	8	9	10	11	12																																																																																										
 <p>MB Heavy Duty Drafting Stool - Mesh Back COM Yardage: 1.75 Freight Class: 150 Product Weight (lbs.): 49 Cubic Feet Per Carton: 9.75</p>	 <p>ADJUSTMENTS (2) Pneumatic seat height (8) Seat depth</p>	<p>Vion S</p> <p>Ergonomic Features: A, B, C, D, F, G, H, M, N, Q, S</p>	<table border="1"> <tr> <td>S6328-6</td><td>671</td><td>698</td><td>719</td><td>750</td><td>795</td><td>811</td><td>850</td><td>925</td><td>961</td><td>1030</td><td>1124</td><td>1242</td> </tr> <tr> <td>S6328L-6</td><td>-</td><td>-</td><td>-</td><td>-</td><td>-</td><td>-</td><td>-</td><td>807</td><td>850</td><td>904</td><td>996</td><td>1100</td> </tr> <tr> <td colspan="3">OVERALL DIMENSIONS</td> <td colspan="3">SEAT DIMENSIONS</td> <td colspan="3">BACK DIMENSIONS</td> <td colspan="3"></td> </tr> <tr> <td>W</td><td>D</td><td>H</td><td>W</td><td>D</td><td>H</td><td>W</td><td>H</td><td colspan="2"></td><td colspan="2"></td> </tr> <tr> <td>25.5</td><td>24</td><td>48</td><td>20</td><td>17.5</td><td>23.5-33.5</td><td>19</td><td>21.5-24</td><td colspan="4"></td><td colspan="2"></td> </tr> </table>												S6328-6	671	698	719	750	795	811	850	925	961	1030	1124	1242	S6328L-6	-	-	-	-	-	-	-	807	850	904	996	1100	OVERALL DIMENSIONS			SEAT DIMENSIONS			BACK DIMENSIONS						W	D	H	W	D	H	W	H					25.5	24	48	20	17.5	23.5-33.5	19	21.5-24																																
			S6328-6	671	698	719	750	795	811	850	925	961	1030	1124	1242																																																																																									
			S6328L-6	-	-	-	-	-	-	-	807	850	904	996	1100																																																																																									
			OVERALL DIMENSIONS			SEAT DIMENSIONS			BACK DIMENSIONS																																																																																															
W	D	H	W	D	H	W	H																																																																																																	
25.5	24	48	20	17.5	23.5-33.5	19	21.5-24																																																																																																	
			<p>RTA 2 </p>																																																																																																					
 <p>HB Heavy Duty Multi - Tilter - Upholstered Back COM Yardage: 1.75 Freight Class: 150 Product Weight (lbs.): 49 Cubic Feet Per Carton: 9.75</p>	 <p>ADJUSTMENTS (1) Tilt tension (2) Pneumatic seat height (3) Back angle (6) Back height (7) Forward tilt lock (8) Seat depth (9) Chair tilt lock (5A) Center-tilt action</p>	<p>Vion TS</p> <p>Ergonomic Features: A, B, C, E, F, G, H, M, N, Q, U, S</p>	<table border="1"> <tr> <td>TS6331-3</td><td>960</td><td>991</td><td>1014</td><td>1049</td><td>1099</td><td>1117</td><td>1160</td><td>1243</td><td>1283</td><td>1360</td><td>1465</td><td>1595</td> </tr> <tr> <td>TS6331-3MO</td><td>999</td><td>1029</td><td>1052</td><td>1087</td><td>1137</td><td>1155</td><td>1198</td><td>1281</td><td>1321</td><td>1398</td><td>1503</td><td>1633</td> </tr> <tr> <td>TS6331L-3</td><td>-</td><td>-</td><td>-</td><td>-</td><td>-</td><td>-</td><td>-</td><td>1096</td><td>1150</td><td>1217</td><td>1332</td><td>1462</td> </tr> <tr> <td>TS6331L-3MO</td><td>-</td><td>-</td><td>-</td><td>-</td><td>-</td><td>-</td><td>-</td><td>1426</td><td>1480</td><td>1547</td><td>1662</td><td>1792</td> </tr> <tr> <td colspan="3">OVERALL DIMENSIONS</td> <td colspan="3">SEAT DIMENSIONS</td> <td colspan="3">BACK DIMENSIONS</td> <td colspan="3"></td> </tr> <tr> <td>W</td><td>D</td><td>H</td><td>W</td><td>D</td><td>H</td><td>W</td><td>H</td><td colspan="2"></td><td colspan="2"></td> </tr> <tr> <td>25.5</td><td>24</td><td>41</td><td>20</td><td>17-19.5</td><td>17.5-21.5</td><td>19</td><td>21.5-24</td><td colspan="4"></td><td colspan="2"></td> </tr> </table>												TS6331-3	960	991	1014	1049	1099	1117	1160	1243	1283	1360	1465	1595	TS6331-3MO	999	1029	1052	1087	1137	1155	1198	1281	1321	1398	1503	1633	TS6331L-3	-	-	-	-	-	-	-	1096	1150	1217	1332	1462	TS6331L-3MO	-	-	-	-	-	-	-	1426	1480	1547	1662	1792	OVERALL DIMENSIONS			SEAT DIMENSIONS			BACK DIMENSIONS						W	D	H	W	D	H	W	H					25.5	24	41	20	17-19.5	17.5-21.5	19	21.5-24						
			TS6331-3	960	991	1014	1049	1099	1117	1160	1243	1283	1360	1465	1595																																																																																									
			TS6331-3MO	999	1029	1052	1087	1137	1155	1198	1281	1321	1398	1503	1633																																																																																									
			TS6331L-3	-	-	-	-	-	-	-	1096	1150	1217	1332	1462																																																																																									
TS6331L-3MO	-	-	-	-	-	-	-	1426	1480	1547	1662	1792																																																																																												
OVERALL DIMENSIONS			SEAT DIMENSIONS			BACK DIMENSIONS																																																																																																		
W	D	H	W	D	H	W	H																																																																																																	
25.5	24	41	20	17-19.5	17.5-21.5	19	21.5-24																																																																																																	
			<p>RTA 2 </p>																																																																																																					
 <p>MB Heavy Duty Multi - Tilter - Upholstered Back COM Yardage: 1.75 Freight Class: 150 Product Weight (lbs.): 49 Cubic Feet Per Carton: 9.75</p>	 <p>ADJUSTMENTS (1) Tilt tension (2) Pneumatic seat height (3) Back angle (6) Back height (7) Forward tilt lock (8) Seat depth (9) Chair tilt lock (5A) Center-tilt action</p>	<p>Vion TS</p> <p>Ergonomic Features: A, B, C, E, F, G, H, M, N, Q, U, S</p>	<table border="1"> <tr> <td>TS6332-3</td><td>925</td><td>955</td><td>978</td><td>1013</td><td>1063</td><td>1081</td><td>1124</td><td>1207</td><td>1247</td><td>1324</td><td>1429</td><td>1559</td> </tr> <tr> <td>TS6332-3MO</td><td>966</td><td>1017</td><td>1058</td><td>1119</td><td>1205</td><td>1246</td><td>1325</td><td>1450</td><td>1546</td><td>1653</td><td>1874</td><td>2109</td> </tr> <tr> <td>TS6332L-3</td><td>-</td><td>-</td><td>-</td><td>-</td><td>-</td><td>-</td><td>-</td><td>1096</td><td>1150</td><td>1217</td><td>1332</td><td>1462</td> </tr> <tr> <td>TS6332L-3MO</td><td>-</td><td>-</td><td>-</td><td>-</td><td>-</td><td>-</td><td>-</td><td>1280</td><td>1366</td><td>1474</td><td>1657</td><td>1866</td> </tr> <tr> <td colspan="3">OVERALL DIMENSIONS</td> <td colspan="3">SEAT DIMENSIONS</td> <td colspan="3">BACK DIMENSIONS</td> <td colspan="3"></td> </tr> <tr> <td>W</td><td>D</td><td>H</td><td>W</td><td>D</td><td>H</td><td>W</td><td>H</td><td colspan="2"></td><td colspan="2"></td> </tr> <tr> <td>25.5</td><td>24</td><td>41</td><td>20</td><td>17-19.5</td><td>17.5-21.5</td><td>19</td><td>21.5-24</td><td colspan="4"></td><td colspan="2"></td> </tr> </table>												TS6332-3	925	955	978	1013	1063	1081	1124	1207	1247	1324	1429	1559	TS6332-3MO	966	1017	1058	1119	1205	1246	1325	1450	1546	1653	1874	2109	TS6332L-3	-	-	-	-	-	-	-	1096	1150	1217	1332	1462	TS6332L-3MO	-	-	-	-	-	-	-	1280	1366	1474	1657	1866	OVERALL DIMENSIONS			SEAT DIMENSIONS			BACK DIMENSIONS						W	D	H	W	D	H	W	H					25.5	24	41	20	17-19.5	17.5-21.5	19	21.5-24						
			TS6332-3	925	955	978	1013	1063	1081	1124	1207	1247	1324	1429	1559																																																																																									
			TS6332-3MO	966	1017	1058	1119	1205	1246	1325	1450	1546	1653	1874	2109																																																																																									
			TS6332L-3	-	-	-	-	-	-	-	1096	1150	1217	1332	1462																																																																																									
TS6332L-3MO	-	-	-	-	-	-	-	1280	1366	1474	1657	1866																																																																																												
OVERALL DIMENSIONS			SEAT DIMENSIONS			BACK DIMENSIONS																																																																																																		
W	D	H	W	D	H	W	H																																																																																																	
25.5	24	41	20	17-19.5	17.5-21.5	19	21.5-24																																																																																																	
			<p>RTA 2 </p>																																																																																																					
 <p>MB Heavy Duty Drafting Stool - Upholstered Back COM Yardage: 1 Freight Class: 150 Product Weight (lbs.): 47 Cubic Feet Per Carton: 10.50</p>	 <p>ADJUSTMENTS (2) Pneumatic seat height (8) Seat depth</p>	<p>Vion S</p> <p>Ergonomic Features: C, E, M, N</p>	<table border="1"> <tr> <td>S6338-6</td><td>754</td><td>787</td><td>814</td><td>853</td><td>909</td><td>929</td><td>978</td><td>1071</td><td>1116</td><td>1203</td><td>1321</td><td>1468</td> </tr> <tr> <td>S6338L-6</td><td>-</td><td>-</td><td>-</td><td>-</td><td>-</td><td>-</td><td>-</td><td>1010</td><td>1064</td><td>1132</td><td>1246</td><td>1376</td> </tr> <tr> <td colspan="3">OVERALL DIMENSIONS</td> <td colspan="3">SEAT DIMENSIONS</td> <td colspan="3">BACK DIMENSIONS</td> <td colspan="3"></td> </tr> <tr> <td>W</td><td>D</td><td>H</td><td>W</td><td>D</td><td>H</td><td>W</td><td>H</td><td colspan="2"></td><td colspan="2"></td> </tr> <tr> <td>25.5</td><td>24</td><td>48</td><td>20</td><td>17.5</td><td>23.5-33.5</td><td>18.5</td><td>21</td><td colspan="4"></td><td colspan="2"></td> </tr> </table>												S6338-6	754	787	814	853	909	929	978	1071	1116	1203	1321	1468	S6338L-6	-	-	-	-	-	-	-	1010	1064	1132	1246	1376	OVERALL DIMENSIONS			SEAT DIMENSIONS			BACK DIMENSIONS						W	D	H	W	D	H	W	H					25.5	24	48	20	17.5	23.5-33.5	18.5	21																																
			S6338-6	754	787	814	853	909	929	978	1071	1116	1203	1321	1468																																																																																									
			S6338L-6	-	-	-	-	-	-	-	1010	1064	1132	1246	1376																																																																																									
			OVERALL DIMENSIONS			SEAT DIMENSIONS			BACK DIMENSIONS																																																																																															
W	D	H	W	D	H	W	H																																																																																																	
25.5	24	48	20	17.5	23.5-33.5	18.5	21																																																																																																	
			<p>RTA 2 </p>																																																																																																					

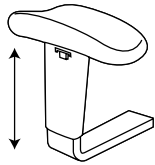
arm and caster options



Global has a wide selection of armrest to suit almost every work task. Armrest are an important feature of a chair. They reduce stress and tension on the spine, neck and shoulder muscles by supporting the weight of your arms. This makes you more comfortable and ultimately more productive. Height, width and angle adjustable armrests enable you to position your arms at a comfortable working position, based on the task at hand.

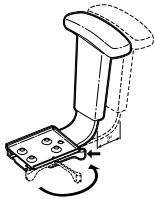
COMFORT TIPS

- Wrists should be in a straight or neutral position - avoid bending your wrists
- When mousing, use whole arm movements instead of flexing your wrist.
- Rest your palm on the mouse pad for support.



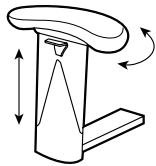
HEIGHT ADJUSTABLE ARMS

- A full range of arms is available with armcaps in self-skinned urethane (SSU).
- Use the features available on Global's adjustable arms to accommodate your ergonomic requirements.



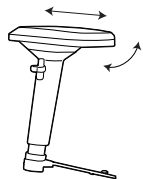
VARI-WIDTH ARM

- Features maximum comfort while enabling you to maintain top productivity levels.
- Easy to use levers enable you to adjust the distance between armrests quickly and simply. An ergonomic feature, Vari-Width maximizes shoulder support as it accommodates the specific width requirements of each user.
- Metal adapter plates provide width adjustability. One adapter plate is attached under each side of the seat. Arms are inserted into the adapter plates.
- Arms extend outward up to 2" on each side. A lever locks each arm in any position.
- Vari-Width is available only with Global's height adjustable arms. The arm chart (on the following pages) specifies all arm options available for the Vari-Width series. Vari-Width is standard on many chairs; they can also be retroactively installed on chairs.
- When ordering, please specify series, arm and (WA) ie. Yorkdale 2331 (3N) and (WA). When ordering as retrofit, please specify 2280-WA.



ROTATING ARMCAPS

Rotating armcaps articulate inward and/or outward. This positions the arm to support mousing or keyboarding activities. Rotating armcaps can also be used to narrow the space between the arms for slender people seeking arm support while keyboarding.



SLIDING ARMCAPS

Select arms have sliding armcaps. They can slide over top of the seat to narrow the space between the arms for smaller users. Sliding armcaps also slide forward for arm support for larger users or slide to the rear allowing slender users to sit closer to their worksurface.

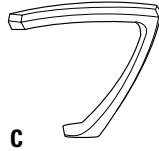
OPTIONAL ARMS

Purchased separately from the chair. Cost listed below arm descriptions. Refer to chart for series compatibility.



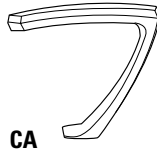
AS

Height and width adjustable forward and backward sliding armcaps.
\$193.00



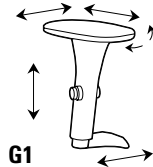
C

Fixed height and stylish "C" arm. Self-skinned urethane. Black only.
\$193.00



CA

Fixed height and stylish "C" arm. Polished Aluminum.
\$305.00



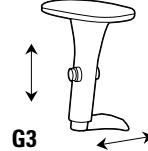
G1

Height and width adjustable forward and backward sliding armcaps. Self-skinned urethane pad rotates inward.
\$193.00



G2

Special low rise version of G3 arm, positions 1" lower but retains all G3 functions.
\$193.00



G3

Height and width adjustable forward and backward sliding armcaps. Self-skinned urethane pad rotates inward 30 degrees.
\$193.00



G4

Height adjustable "T" style Graphic arm. Self-Skinned Urethane (SSU) armcap. Slides forward and back.
\$193.00



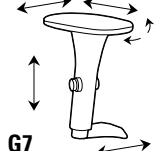
G5

Lockable, highly adjustable armcap slides forward and backward, cap slides over seat 3/4" each side, cap rotates inward & outward. Soft (SSU) arm pad.
\$193.00



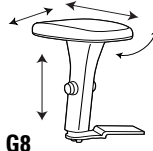
G6

Special low rise version of G5 arm, positions 1" lower but retains all G5 arm functions.
\$193.00



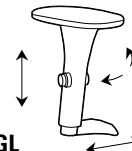
G7

Wider highly adjustable armcap slides forward and backward, cap slides over seat 3/4" each side. Cap rotates inward. Soft SSU arm pad. Curved corners and sides.
\$193.00



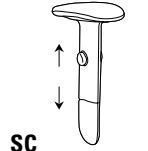
G8

Special low rise version of G7 arm, positions 1" lower but retains all G7 functions.
\$193.00



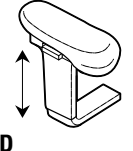
GL

Height and width adjustable forward and backward sliding armcaps.
\$193.00



SC

Height adjustable forward swept arms with kidney shaped armcaps. Self-skinned urethane.
\$168.00



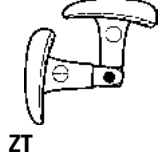
TD

Height adjustable "T" arms with teardrop shaped armcaps. Self-skinned urethane.
\$168.00



T6

Height adj. T arm. Rotates 360. Self-skinned urethane.
\$226.00



ZT

Height adjustable "T" arms, teardrop shaped. Swings away and folds. Self-skinned urethane.
\$205.00



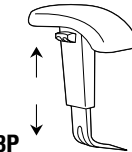
3B

Height Adjustable "T" arm with soft touch Self-Skinned Urethane (SSU) armcap.
\$168.00



3N

Height adjustable "T" arms with curved shaped armcaps. Self-skinned urethane. Available in Black Only.
\$136.00



3P

Height adjustable "waterfall edge" arms. Self-skinned urethane. Available in Black Only.
\$168.00



3R

Hard durometer. Height Adjustable "T" arm with Concave Oval soft touch Self-Skinned Urethane (SSU) armcap.
\$168.00

SERIES \ ARMS	STD	AS	C	CA	G1	G2	G3	G4	G5	G6	G7	G8
ALERO	GL	0	0	135	0	0	0	0	0	0	0	0
ASPEN	AS	STD	NA	NA	0	NA	0	0	0	NA	0	0
DEXTER	3R	26	NA	NA	26	26	26	26	26	26	26	26
ECHO	3P	26	26	160	26	26	26	26	26	26	26	26
ENTERPRISE	TD	26	NA	NA	26	26	26	26	26	26	26	26
GOAL	3N	NR	59	NA	NR	NR	NR	NR	NR	NR	NR	NR
GRAHAM	3N	59	NA	NA	59	59	59	59	59	59	59	59
GRANADA	3N	59	NA	NA	59	59	59	59	59	59	NR	NR
GRANADA DELUXE	3B	26	NA	NA	26	26	26	26	26	26	26	26
GRAPHIC	G4	0	0	135	0	NA	0	STD	0	NA	0	0
LOOVER	G5	0	0	135	0	0	0	0	STD	0	0	0
MALAGA	TD	26	NA	NA	26	26	26	26	26	26	26	26
MALLORCA	3P	26	NA	NA	26	26	26	26	26	26	26	26
MAXIMA II	TD	26	NA	NA	26	NR	26	26	26	NR	26	26
OBUSFORME	G3	0	NA	NA	0	0	STD	26	0	0	0	0
OBUSFORME COMFORT	G3	0	NA	NA	0	0	STD	0	0	0	0	0
SAXON	VL	0	NA	NA	0	0	0	0	0	0	0	0
SCALE 3	G5	0	0	135	0	0	0	0	STD	0	0	0
SCALE 2	G6	0	0	NA	0	0	0	0	0	STD	0	0
SCALE 1	G6	NA	NA	NA	0	0	0	0	0	STD	0	0
SOFTCURVE LM	SC	26	26	135	26	26	26	26	26	26	26	26
STAMINA+	SL	NA	NA	NA	NA	NA	NA	NA	NA	NA	NA	NA
SUPRA X	SC	26	26	160	26	26	26	26	26	26	26	26
SYNOPSIS	3B	26	26	160	26	26	26	26	26	26	26	26
TAMIRI	TD	26	NA	NA	26	26	26	26	26	26	26	26
TRIUMPH	G1	0	NA	NA	STD	NA	0	0	0	NA	NA	NA
TRUFORM	SC	26	26	160	26	26	26	26	26	26	26	26
TYE	3N	59	NA	NA	59	59	59	59	59	59	59	59
VION	AS/C	STD	STD	135	0	0	0	0	0	0	0	0
WEEV	GL	0	0	135	0	0	0	0	0	0	0	0
YORKDALE	3N	59	NA	NA	59	59	59	59	59	59	59	59

NOTE: ARMCHAIRS HAVE FIXED ARMS WHICH ARE NOT INTERCHANGEABLE WITH ADJUSTABLE ARMS LISTED ABOVE.
 * INDICATES THAT ARMS CAN NOT BE USED WITH "WA" ARM WIDTH ADAPTER.

\$0 = AVAILABLE AT NO ADDITIONAL CHARGE

NA = NOT AVAILABLE

NR = OPTION NOT RECOMMENDED

SERIES \ ARMS	STD	GL	SC	TD	T6	ZT	3B	3N	3P	3R	WA
ALERO	GL	STD	0	0	50	13	0	0	0	0	53
ASPEN	AS	0	NR	NR	50	NA	NR	NR	NR	NR	STD
DEXTER	3R	26	NR	0	76	39	0	0	0	STD	STD
ECHO	3P	26	0	0	76	39	0	0	STD	0	STD
ENTERPRISE	G1	26	0	0	76	39	0	0	0	0	STD
GOAL	3N	NR	33	33	NR	72	33	STD	33	33	53
GRAHAM	3N	59	33	33	109	72	33	STD	33	33	53
GRANADA	3N	59	33	33	109	72	33	STD	33	33	STD
GRANADA DELUXE	3B	26	0	0	76	39	STD	0	0	0	STD
GRAPHIC	G4	0	0	NR	0	13	NR	NR	NR	NR	STD
LOOVER	G5	0	0	0	0	NA	0	0	0	0	0
MALAGA	TD	26	0	STD	76	39	0	0	0	0	STD
MALLORCA	3P	26	0	0	76	39	0	0	STD	0	STD
MAXIMA II	TD	26	NR	STD	76	39	0	0	STD	0	STD
OBUSFORME	G3	0	0	0	76	13	0	0	0	0	NA
OBUSFORME COMFORT	G3	0	0	0	50	13	0	0	0	0	STD
SAXON	VL	0	0	NR	50	NR	0	0	0	0	NA
SCALE 3	G5	0	0	0	50	13	0	0	0	0	STD
SCALE 2	G6	0	0	0	50	0	0	0	0	0	STD
SCALE 1	G6	0	NA	NA	50	0	NA	NA	NA	NA	STD
SOFTCURVE LM	SC	26	STD	0	76	39	0	0	0	0	53
STAMINA+	SL	NA	NA	0	NA	NA	NA	NA	NA	NA	STD
SUPRA X	SC	26	STD	0	76	39	0	0	0	0	STD
SYNOPSIS	3B	26	0	0	76	39	STD	0	0	0	STD
TAMIRI	TD	26	0	STD	76	39	0	0	0	0	53
TRIUMPH	G1	0	NA	NA	NA	NA	NA	NA	NA	NA	NA
TRUFORM	SC	26	STD	0	76	39	0	0	0	0	NA
TYE	3N	59	33	33	109	72	33	STD	33	33	53
VION	AS/C	0	0	0	50	NA	0	0	0	0	0
WEEV	GL	STD	0	0	50	13	0	0	0	0	STD
YORKDALE	3N	59	33	33	109	72	33	STD	33	33	NA

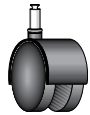
NOTE: ARMCHAIRS HAVE FIXED ARMS WHICH ARE NOT INTERCHANGEABLE WITH ADJUSTABLE ARMS LISTED ABOVE.
 * INDICATES THAT ARMS CAN NOT BE USED WITH "WA" ARM WIDTH ADAPTER.

\$0 = AVAILABLE AT NO ADDITIONAL CHARGE

NA = NOT AVAILABLE

NR = OPTION NOT RECOMMENDED

CASTER SELECTIONS



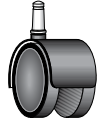
C1	2" Dual Wheel Caster	Black	Carpeted Floor	1 each set of 5	11 53
----	----------------------	-------	----------------	--------------------	------------------------

Available on: Softcurve and Traditional bases. Beacon and Troy wood bases Only.



C7	Slipper Glide (allows chair to remain at caster height)	Black	Any surface	1 each set of 5	11 53
----	---	-------	-------------	--------------------	------------------------

Available on: All bases



C9R	2 1/2" Dual Wheel Rubber Coated Caster	Black	Vinyl, Marble, Hardwood Floor	1 each set of 5	20 100
-----	---	-------	----------------------------------	--------------------	-------------------------

Available on: All bases



C10	2" Integrated Dual Wheel Caster	Black	Carpeted Floor	1 each set of 5	18 89
-----	------------------------------------	-------	----------------	--------------------	------------------------



C10R	Integrated Dual Wheel Rubber Coated Caster	Black	Vinyl, Marble, Hardwood Floor	1 each set of 5	27 131
------	---	-------	----------------------------------	--------------------	-------------------------

Available on: Arno Deluxe, Concorde, Graham, Malaga, Maxima II, OBUSForme, OBUSForme Executive, Shadow, Stamina+, and Tamiri bases Only.



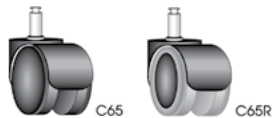
C14R	Automatic Locking Rubber Caster (while sitting)	Black	Any surface	1 each set of 5	47 236
------	---	-------	-------------	--------------------	-------------------------

Available on: All bases



C15	Manual Locking Caster (individual)	Black	Carpeted Floor	1 each set of 5	24 121
-----	---------------------------------------	-------	----------------	--------------------	-------------------------

Available on: All bases



C65	2" Dual Wheel Caster	Black	Carpeted Floor	1 each set of 5	11 53
-----	----------------------	-------	----------------	--------------------	------------------------

C65R	2" Dual Wheel Rubber Coated Caster	Black	Vinyl, Marble, Hardwood Floor	1 each set of 5	20 100
------	---------------------------------------	-------	----------------------------------	--------------------	-------------------------

Available on: All bases (except wood base chairs).

CASTER NOTES:

- The casters shown above are sold in sets for replacement purposes. This price list can also be used to calculate the upcharge to change casters at time of ordering a chair. Optional casters may be priced higher than the standard casters for your chair and the difference will be charged. Lower priced casters will not be credited.
- All casters are not appropriate for all flooring surfaces. Please consult with your sales representative or Global Customer Service representative for special situations that can be verified with the caster manufacturer. Alternative casters, if needed, may require an upcharge.

**3" Pneumatic Lift****\$32.00**

- Pneumatic lift cylinder with 3 inch travel.
- Contact customer service for availability and details as model number and cover can may vary for applications.
- Sits approximately 1 1/2" lower than a 4 inch lift at the lowest seat height.
- **Note: Replacement cost as shown. If ordered on new chair at time of order a 3 inch lift can be specified at no extra cost.**

**4" Pneumatic Lift****\$32.00**

- Pneumatic lift cylinder with 4 inch travel.
- Contact customer service for availability and details as model number and cover can may vary for applications.
- Sits approximately 1 1/2" higher than a 3 inch lift at the lowest seat height.
- **Note: Replacement cost as shown. If ordered on new chair at time of order a 4 inch lift can be specified at no extra cost.**

**5" Pneumatic lift****\$32.00**

- Pneumatic lift cylinder with 5" travel.
- Contact customer service for availability and details as model number and cover can may vary for applications.
- Sits approximately 1 1/4" higher than a standard 4 inch lift at the lowest seat height.
- **Note: Replacement cost as shown. If ordered on new chair at time of order a 5 inch lift can be specified at no extra cost.**

DUET AND POPCORN GLIDE SELECTIONS



GLIDES	SURFACE	CARPET	VINYL SHEET	LVT	VCT	RUBBER	CORK	HARDWOOD	LAMINATE	CERAMIC TILE, STONE	MARBLE, GRANITE	CONCRETE
NO GLIDE (XG): The plain Chrome sled based frame slides easily and silently over carpeted surfaces. Note: do not use in damp areas.												
		●	NR	NR	NR	●	NR	NR	NR	NR	NR	NR
CLEAR POLYCARBONATE GLIDE (CG): The polycarbonate glide is easy to move over most flooring. It does not leave marks and it reduces noise on hard surfaces.												
		●	NR	NR	NR	●	NR	NR	NR	NR	NR	●
STAINLESS STEEL PAD ON POLYCARBONATE GLIDE (SG): The stainless steel bottomed glide slides easily. It is extremely durable, reduces floor contact and noise on hard surfaces.												
		●	NR	NR	NR	●	NR	NR	NR	NR	NR	NR
FELT PAD ON POLY CARBONATE GLIDE (PG): The felt bottomed glide moves silently and smoothly on hard surface flooring. Helps to prevent floor damage.												
		NR	●	NR	NR	NR	●	NR	●	NR	NR	NR
RUBBER NO SLIP PAD ON POLY CARBONATE GLIDE (RG): The rubber bottomed glide is slip-resistant. It grips flooring, reduces movement, scratching and eliminates noise.												
		NR	●	●	●	NR	NR	●	●	●	●	NR

NOTE: THE ABOVE IS ONLY A GUIDELINE BASED ON CLEAN AND PROPERLY FINISHED FLOORS. GLIDES THAT ARE NOT RECOMMENDED FOR USE WILL NOT BE COVERED BY GLOBAL'S LIFETIME WARRANTY. SITE CONDITIONS CAN DRAMATICALLY AFFECT HOW APPROPRIATE A GLIDE IS FOR ANY APPLICATION. REGULAR INSPECTION OF GLIDES IS CRITICAL TO PREVENTING FLOOR DAMAGE. SEE DESCRIPTIONS BELOW.

● = BEST FOR APPLICATION

NR = OPTION NOT RECOMMENDED

specialty



Academic Classroom.....376-380



Industrial ESD.....391-394



Industrial Wipe Down.....403-405



Academic Task381-384



Industrial Clean Room.....395-400


Arms and Casters.....406-407



Industrial385-390



Industrial Anti-Microbial.....401-402





STANDARD FEATURES

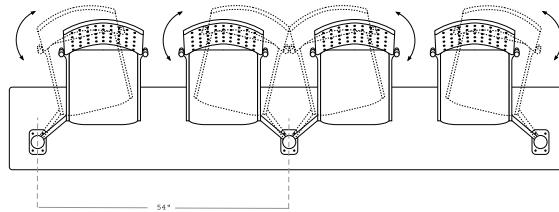
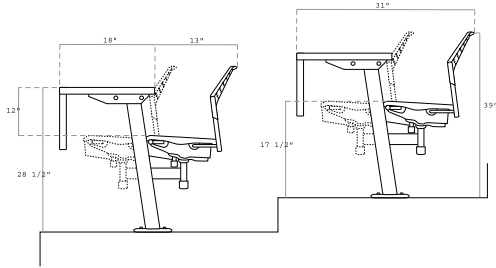
- Academic Seating can be custom designed to meet the requirements of most lecture halls.
- The seat posts, seats and worksurfaces all have metal connections for extra durability.
- Seats are not available with arms.
- Seat posts are only available in Black.
- Optional seat posts are available for sloping floors. Please ask your sales representative for more details.
- One Power/Data Dome has outlets for two people.
- If Power/Data Dome is required, worksurfaces must be ordered with grommet holes.
- All worksurfaces come with a 3mm PVC T-molded edge with radius corners.
- Installation is required and can be sourced out through your sales representative.
- Please note: Dimensions are approximate measurements may vary slightly.
- Please note: All orders for Academic Seating must be submitted with a drawing.

- Academic Seating is not available in Leather.

OPTIONAL FEATURES


- Tops available in the following Laminate finishes: Absolute Acajou (ACJ), Asian Night (ASN), Avant Cherry (AWC), Avant Honey (AWH), Black (BLK), Brushed Cobalt (BRC), Constellation Java (CSJ), Dark Espresso (DES), Grey (GRY), Hayden Grey (HGT), Quartered Mahogany (QTM), Shaker Cherry (SKC), Storm Grey (SOG), Tiger Fruitwood (TFW), Tiger Mahogany (TMA), Tiger Maple (TMP), Tiger Walnut (TWL), White (WHT), White Chocolate (WHC), Willow Grey (WGY), Winter Cherry (WCR).
- Edge available in the following finishes: Charcoal (CR), Black (BK), Light Grey (LG), and Taupe (TP).
- Sonic and Duet seat units are available in Ivory Clouds (IVC), Asphalt night (BLK), Caribbean Surf (CRS), Daffodil Day (DFD), Latte Beige (LAB), Lip Smacker (LPS), Sea Glass (SEG), Tiger Orange (TIO), Coffee Bean (CFB), and Platinum (PLT).

ACADEMIC ILLUSTRATIONS



*Measurements may vary, depending on the seat back selected.

DESCRIPTION	FEATURES	MODEL#	STANDARD FABRIC GRADES											
			1	2	3	4	5	6	7	8	9	10	11	12



Sonic Armless Seat Unit
 COM Yardage: N/A
 Freight Class: 250
 Product Weight (lbs.): 13
 Cubic Feet Per Carton: 6.50

Polypropylene Seat and Back
 Frame available in Black (BK) and Chrome (CH).

AC6320	418	-	-	-	-	-	-	-	-	-	-	-	-	-
---------------	-----	---	---	---	---	---	---	---	---	---	---	---	---	---

OVERALL DIMENSIONS			SEAT DIMENSIONS			BACK DIMENSIONS	
W	D	H	W	D	H	W	H
20	21.5	17	17	16	-	17	15



Malaga Armless Seat Top
 COM Yardage: 1
 Freight Class: 150
 Product Weight (lbs.): 20
 Cubic Feet Per Carton: 3.50

AC6322	457	481	500	528	567	582	616	683	715	776	860	964
---------------	-----	-----	-----	-----	-----	-----	-----	-----	-----	-----	-----	-----

OVERALL DIMENSIONS			SEAT DIMENSIONS			BACK DIMENSIONS	
W	D	H	W	D	H	W	H
20	21	22	20	18	-	19.5	19-21.5



DESCRIPTION	FEATURES	MODEL#	STANDARD FABRIC GRADES											
-------------	----------	--------	------------------------	--	--	--	--	--	--	--	--	--	--	--




Granada Armless Seat Top
 COM Yardage: 1.50
 Freight Class: 300
 Product Weight (lbs.): 221
 Cubic Feet Per Carton: 11.75

	1	2	3	4	5	6	7	8	9	10	11	12
AC6326	454	490	518	560	619	641	693	792	840	933	1058	1215

OVERALL DIMENSIONS			SEAT DIMENSIONS			BACK DIMENSIONS	
W	D	H	W	D	H	W	H
20.5	21	22	20.5	17	-	19	17.5

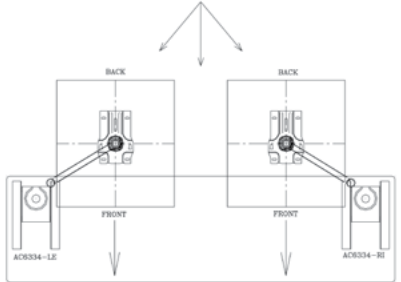
RTA 00




DESCRIPTION	FEATURES	MODEL#	STANDARD FABRIC GRADES												
			1	2	3	4	5	6	7	8	9	10	11	12	
	Floor level. Black only.	AC6334	815	-	-	-	-	-	-	-	-	-	-	-	-
		OVERALL DIMENSIONS			SEAT DIMENSIONS			BACK DIMENSIONS							
		W	D	H	W	D	H	W	H						
			11.5	19	27.75	-	-	-	-	-	-	-	-	-	-


Single Seat Post
 COM Yardage: N/A
 Freight Class: 150
 Product Weight (lbs.): 20
 Cubic Feet Per Carton: Empty Field!

Specify (LE) for left arm (seat is to the left of the seat post) or (RI) for right arm (seat is to the right of the seat post).



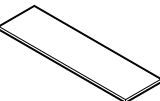
DESCRIPTION	FEATURES	MODEL#	STANDARD FABRIC GRADES												
			1	2	3	4	5	6	7	8	9	10	11	12	
	Floor level. Black only.	AC6335	1383	-	-	-	-	-	-	-	-	-	-	-	-
		OVERALL DIMENSIONS			SEAT DIMENSIONS			BACK DIMENSIONS							
		W	D	H	W	D	H	W	H						
			11.5	33	27.75	-	-	-	-	-	-	-	-	-	-

Double Seat Post
 COM Yardage: N/A
 Freight Class: 150
 Product Weight (lbs.): 25
 Cubic Feet Per Carton: 6.25

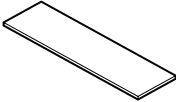
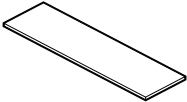

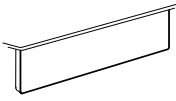
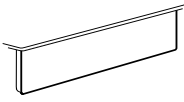
DESCRIPTION	FEATURES	MODEL#	STANDARD FABRIC GRADES												
			1	2	3	4	5	6	7	8	9	10	11	12	
		AC6353	587	-	-	-	-	-	-	-	-	-	-	-	-
		OVERALL DIMENSIONS			SEAT DIMENSIONS			BACK DIMENSIONS							
		W	D	H	W	D	H	W	H						
			3.5	3.5	2	-	-	-	-	-	-	-	-	-	-

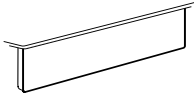
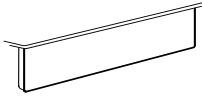
Power/Data Dome
 COM Yardage: N/A
 Freight Class: 70
 Product Weight (lbs.): 1
 Cubic Feet Per Carton: .50



DESCRIPTION	FEATURES	MODEL#	STANDARD FABRIC GRADES												
			1	2	3	4	5	6	7	8	9	10	11	12	
	HP Laminate worksurface. To be attached to a single or double post. 28.5" from the floor.	AC6336	227	-	-	-	-	-	-	-	-	-	-	-	-
		OVERALL DIMENSIONS			SEAT DIMENSIONS			BACK DIMENSIONS							
		W	D	H	W	D	H	W	H						
			42	18	1.13	-	-	-	-	-	-	-	-	-	-

Worksurface - One Seater
 COM Yardage: N/A
 Freight Class: 60
 Product Weight (lbs.): 15.50
 Cubic Feet Per Carton: .50

DESCRIPTION	FEATURES	MODEL#	STANDARD FABRIC GRADES											
			1	2	3	4	5	6	7	8	9	10	11	12
 Worksurface - Two Seater COM Yardage: N/A Freight Class: 60 Product Weight (lbs.): 26.50 Cubic Feet Per Carton: .77	HP Laminate worksurface. To be attached to a single or double post. 28.5" from the floor.	AC6337	524	-	-	-	-	-	-	-	-	-	-	-
		OVERALL DIMENSIONS			SEAT DIMENSIONS			BACK DIMENSIONS						
		W	D	H	W	D	H	W	H					
			65.5	18	1.13	-	-	-	-	-				
 Worksurface - Three Seater COM Yardage: N/A Freight Class: 60 Product Weight (lbs.): 26.50 Cubic Feet Per Carton: .77	HP Laminate worksurface. To be attached to a single or double post. 28.5" from the floor.	AC6338	524	-	-	-	-	-	-	-	-	-	-	
		OVERALL DIMENSIONS			SEAT DIMENSIONS			BACK DIMENSIONS						
		W	D	H	W	D	H	W	H					
			89	18	1.13	-	-	-	-	-				
 Worksurface - Four Seater COM Yardage: N/A Freight Class: 60 Product Weight (lbs.): 35 Cubic Feet Per Carton: 1.10	HP Laminate worksurface. To be attached to a single or double post. 28.5" from the floor.	AC6339	600	-	-	-	-	-	-	-	-	-	-	
		OVERALL DIMENSIONS			SEAT DIMENSIONS			BACK DIMENSIONS						
		W	D	H	W	D	H	W	H					
			120	18	1.13	-	-	-	-	-				
 Modesty Panel - One Seater COM Yardage: N/A Freight Class: 60 Product Weight (lbs.): 14.50 Cubic Feet Per Carton: .40	12" huigh Laminate Panel. Connect to worksurface.	AC6346	168	-	-	-	-	-	-	-	-	-	-	
		OVERALL DIMENSIONS			SEAT DIMENSIONS			BACK DIMENSIONS						
		W	D	H	W	D	H	W	H					
			40	12	0.63	-	-	-	-	-				
 Modesty Panel - Two Seater COM Yardage: N/A Freight Class: 60 Product Weight (lbs.): 25.50 Cubic Feet Per Carton: .50	12" huigh Laminate Panel. Connect to worksurface.	AC6347	318	-	-	-	-	-	-	-	-	-	-	
		OVERALL DIMENSIONS			SEAT DIMENSIONS			BACK DIMENSIONS						
		W	D	H	W	D	H	W	H					
			63.5	12	0.63	-	-	-	-	-				

DESCRIPTION	FEATURES	MODEL#	STANDARD FABRIC GRADES												
			1	2	3	4	5	6	7	8	9	10	11	12	
 <p>Modesty Panel - Three Seater COM Yardage: N/A Freight Class: 60 Product Weight (lbs.): 34 Cubic Feet Per Carton: .70</p>	12" high Laminate Panel. Connect to workdurface.	AC6348	461	-	-	-	-	-	-	-	-	-	-	-	-
		OVERALL DIMENSIONS			SEAT DIMENSIONS			BACK DIMENSIONS							
		W	D	H	W	D	H	W	H						
			87	12	0.63	-	-	-	-	-					
 <p>Modesty Panel - Four Seater COM Yardage: N/A Freight Class: 60 Product Weight (lbs.): 46 Cubic Feet Per Carton: 1</p>	12" high Laminate Panel. Connect to workdurface.	AC6349	554	-	-	-	-	-	-	-	-	-	-	-	-
		OVERALL DIMENSIONS			SEAT DIMENSIONS			BACK DIMENSIONS							
		W	D	H	W	D	H	W	H						
			118	12	0.63	-	-	-	-	-					

ACADEMIC TASK SEATING



model S2237-6 (3N) Goal



model S3255 (3N) Granada



model S2312 Score




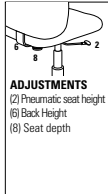


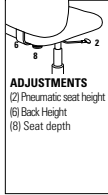


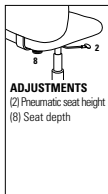

model S2343-6 Yorkdale


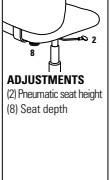


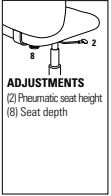


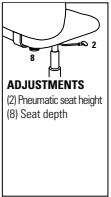


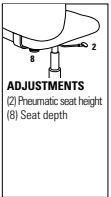


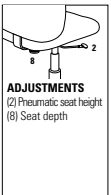

STANDARD FEATURES


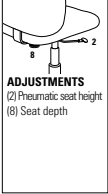

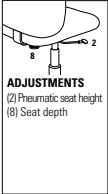

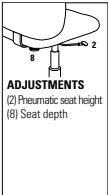

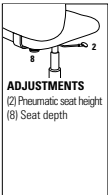

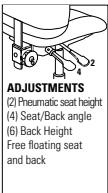
- Durable task seating designed to sustain years of use in educational and training room applications.
- The back bar is welded to the chair mechanism and the backrest is permanently fixed in height and angle.
- Standard with adjustable height T-arms with curved urethane armcaps (3N) in Black Only.
- All models are standard with a five-legged, injection molded base.
- Base and frame available in Black (BK) Only.
- C65 casters are standard.
- Vari-Width Adapter Plate (WA) (This is a Standard Feature for Granada & Yorkdale models. An Option for Goal models. Add \$56.00. (Not available on Score models). Available when chair is ordered with adjustable height arms. Allows each arm to move outward an additional 2" (for a total of 4" extra seat width) and locks with the use of an easy to maneuver lever.


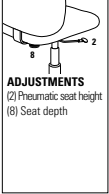


OPTIONAL FEATURES

- See page xxx for additional arm options.
- Please see page xxx for additional caster options. Optional casters may be priced higher than the standard casters for your chair and the difference will be charged. Lower priced optional casters will not be credited.
- Vinyl Bumper Guard: This is a standard feature for Granada, Malaga, Goal, & Yorkdale. As an Option on Obusforme & Supra X. Add \$16.00. Available with back edge vinyl bumper guard option (VBG).
- Granada Models Only: Available in Memory Foam. Use code "MF" and Add \$76.00.
- Granada Models Only: Black base with chrome footring. Specify "B3". Add \$80.00.

DESCRIPTION	FEATURES	MODEL#	STANDARD FABRIC GRADES												
			1	2	3	4	5	6	7	8	9	10	11	12	
 <p>LB Task w/3N Arms COM Yardage: 1.50 Freight Class: 150 Product Weight (lbs.): 38 Cubic Feet Per Carton: 9</p>	 <p>ADJUSTMENTS (2) Pneumatic seat height (6) Back-Height (8) Seat depth</p> <p>Goal</p> <p>Ergonomic Features: C, H, N</p>	S2237-6	428	466	494	538	597	620	675	777	826	919	1050	1212	
			OVERALL DIMENSIONS			SEAT DIMENSIONS			BACK DIMENSIONS						
			W	D	H	W	D	H	W	H					
			24	23.5	37.5	20.5	17	16-21	18.5	19					
			RTA 2												
 <p>LB Task Armless COM Yardage: 1.50 Freight Class: 250 Product Weight (lbs.): 35 Cubic Feet Per Carton: 9</p>	 <p>ADJUSTMENTS (2) Pneumatic seat height (6) Back-Height (8) Seat depth</p> <p>Goal</p> <p>Ergonomic Features: C, H, N</p>	S2239-6	339	377	405	448	510	531	586	688	736	832	961	1124	
			OVERALL DIMENSIONS			SEAT DIMENSIONS			BACK DIMENSIONS						
			W	D	H	W	D	H	W	H					
			20	23.5	37.5	20.5	17	16-21	18.5	19					
			RTA 2												
 <p>LB Task Chair Armless/Plain Back COM Yardage: 1.50 Freight Class: 250 Product Weight (lbs.): 34 Cubic Feet Per Carton: 9.75</p>	 <p>ADJUSTMENTS (2) Pneumatic seat height (8) Seat depth</p> <p>Granada</p> <p>Ergonomic Features: C, M, N</p>	S3254	498	537	565	608	668	691	746	848	896	991	1122	1283	
			OVERALL DIMENSIONS			SEAT DIMENSIONS			BACK DIMENSIONS						
			W	D	H	W	D	H	W	H					
			20.5	24.5	38	20.5	18.5	16.5-21.5	19	18.5					
			RTA 2												

DESCRIPTION	FEATURES	MODEL#	STANDARD FABRIC GRADES													
			1	2	3	4	5	6	7	8	9	10	11	12		
 LB Task Chair w/Arm/Plain Back COM Yardage: 1.50 Freight Class: 150 Product Weight (lbs.): 40 Cubic Feet Per Carton: 9.75	 ADJUSTMENTS (Z) Pneumatic seat height (B) Seat depth	S3255	619	655	684	729	788	810	865	968	1017	1112	1240	1403		
			OVERALL DIMENSIONS			SEAT DIMENSIONS			BACK DIMENSIONS							
			W	D	H	W	D	H	W		H					
			25	24.5	38	20.5	18.5	16.5-21.5	19		18.5					
			RTA 2													
 LB Task w/Arms COM Yardage: 1.50 Freight Class: 250 Product Weight (lbs.): 37 Cubic Feet Per Carton: 9.75	 ADJUSTMENTS (Z) Pneumatic seat height (B) Seat depth	S3141-6	799	834	864	908	968	990	1044	1148	1196	1290	1420	1583		
			OVERALL DIMENSIONS			SEAT DIMENSIONS			BACK DIMENSIONS							
			W	D	H	W	D	H	W		H					
			25.5	26	39.5	19.5	19	17-22	18		22					
			RTA 1													
 LB Task Armless COM Yardage: 1.50 Freight Class: 250 Product Weight (lbs.): 32 Cubic Feet Per Carton: 9.75	 ADJUSTMENTS (Z) Pneumatic seat height (B) Seat depth	S3147-6	618	654	683	727	787	809	864	966	1015	1110	1239	1402		
			OVERALL DIMENSIONS			SEAT DIMENSIONS			BACK DIMENSIONS							
			W	D	H	W	D	H	W		H					
			20	26	39.5	20	18.5	17-22	19.5		18-20					
			RTA 1													
 Drafting chair - Task w/Arms COM Yardage: 1.50 Freight Class: 150 Product Weight (lbs.): 42 Cubic Feet Per Carton: 10	 ADJUSTMENTS (Z) Pneumatic seat height (B) Seat depth	S3148-6	1094	1129	1158	1203	1263	1285	1339	1443	1491	1587	1715	1878		
			OVERALL DIMENSIONS			SEAT DIMENSIONS			BACK DIMENSIONS							
			W	D	H	W	D	H	W		H					
			26	27	46	20	18-20	23-31	19.5		19					
			RTA 1													
 Drafting chair - Task Armless COM Yardage: 1.50 Freight Class: 250 Product Weight (lbs.): 35 Cubic Feet Per Carton: 9.75	 ADJUSTMENTS (Z) Pneumatic seat height (B) Seat depth	S3149-6	957	994	1023	1066	1126	1149	1203	1306	1354	1448	1577	1740		
			OVERALL DIMENSIONS			SEAT DIMENSIONS			BACK DIMENSIONS							
			W	D	H	W	D	H	W		H					
			20	27	46	20	18	23-31	18.5		19					
			RTA 1													

DESCRIPTION	FEATURES	MODEL#	STANDARD FABRIC GRADES											
 MB Task COM Yardage: 1.25 Freight Class: 250 Product Weight (lbs.): 36 Cubic Feet Per Carton: 10.75	 ADJUSTMENTS (2) Pneumatic seat height (8) Seat depth	S5336-6	1	2	3	4	5	6	7	8	9	10	11	12
			598	623	642	671	711	729	763	832	865	930	1014	1123
			OVERALL DIMENSIONS			SEAT DIMENSIONS			BACK DIMENSIONS					
			W	D	H	W	D	H	W	H				
			28	24	38.5	20	18	17-22	18	19				
			RTA 1											
 MB Task Armless COM Yardage: 1.25 Freight Class: 250 Product Weight (lbs.): 30 Cubic Feet Per Carton: 10.75	 ADJUSTMENTS (2) Pneumatic seat height (8) Seat depth	S5337-6	1	2	3	4	5	6	7	8	9	10	11	12
			490	515	534	563	603	619	654	723	754	819	905	1013
			OVERALL DIMENSIONS			SEAT DIMENSIONS			BACK DIMENSIONS					
			W	D	H	W	D	H	W	H				
			20	24	38.5	20	18	17-22	18	19				
			RTA 1											
 Drafting Chair Task COM Yardage: 1.25 Freight Class: 250 Product Weight (lbs.): 40 Cubic Feet Per Carton: 10.75	 ADJUSTMENTS (2) Pneumatic seat height (8) Seat depth	S5338-6	1	2	3	4	5	6	7	8	9	10	11	12
			893	923	946	981	1031	1049	1092	1175	1215	1292	1397	1527
			OVERALL DIMENSIONS			SEAT DIMENSIONS			BACK DIMENSIONS					
			W	D	H	W	D	H	W	H				
			28	24	46.5	20	18	23.5-33.5	18	19				
			RTA 1											
 Drafting Chair Task Armless COM Yardage: 1.25 Freight Class: 250 Product Weight (lbs.): 34 Cubic Feet Per Carton: 10.75	 ADJUSTMENTS (2) Pneumatic seat height (8) Seat depth	S5339-6	1	2	3	4	5	6	7	8	9	10	11	12
			784	814	837	872	922	940	983	1066	1106	1183	1288	1418
			OVERALL DIMENSIONS			SEAT DIMENSIONS			BACK DIMENSIONS					
			W	D	H	W	D	H	W	H				
			20	24	46.5	20	18	23.5-33.5	18	19				
			RTA 1											
 LB Operator w/3N arms COM Yardage: 1.50 Freight Class: 150 Product Weight (lbs.): 38 Cubic Feet Per Carton: 9	 ADJUSTMENTS (2) Pneumatic seat height (4) Seat/Back angle (6) Back Height Free floating seat and back	S2341-6	1	2	3	4	5	6	7	8	9	10	11	12
			641	678	707	751	810	833	888	990	1040	1134	1263	1424
			OVERALL DIMENSIONS			SEAT DIMENSIONS			BACK DIMENSIONS					
			W	D	H	W	D	H	W	H				
			24.5	24.5	37	20.5	17.5	17-22	19	17.5				
			RTA 2											

DESCRIPTION	FEATURES	MODEL#	STANDARD FABRIC GRADES													
			1	2	3	4	5	6	7	8	9	10	11	12		
 <p>LB Task Armless COM Yardage: 1.50 Freight Class: 250 Product Weight (lbs.): 32 Cubic Feet Per Carton: 9</p>	 <p>ADJUSTMENTS (2) Pneumatic seat height (8) Seat depth</p> <p>Yorkdale</p> <p>Ergonomic Features: C, M, N</p>	S2343-6	513	548	577	621	681	705	758	862	911	1004	1134	1297		
			OVERALL DIMENSIONS			SEAT DIMENSIONS			BACK DIMENSIONS							
			W	D	H	W	D	H	W	H						
			20.5	24.5	37	20.5	17.5	17-22	19	17.5						
																

EXPLANATION OF VARIOUS INDUSTRIAL APPLICATIONS

This section presents only some of the possibilities that are available. Please contact your Sales Representative for additional information.



50 - INDUSTRIAL

Designed for heavier duty intensive environments such as those found in factories, assembly lines and dispatch offices. Seating features durable components including heavy gauge steel construction, chromed chip/corrosion/humidity resistant pneumatic lift cylinders and frames, heavy duty bases, weight activated interval safety casters for hard floors or encased levelling glides, wear resistant fabric or easy clean vinyl upholstery.



52 - ELECTROSTATIC DISCHARGE (ESD)

ESD seating is designed to assist in the protection of delicate electronic equipment from the discharge of static electricity. All components of these chairs are designed and manufactured using conductive materials including: special fabric, bases, "lightning bolt" casters, mechanisms, pneumatic lifts and footings. ESD seating is designed to be used in conjunction with personal wrist straps and ESD controlled floorings or ESD mats. All ESD seating products are tested to and meet the requirements of the ESD Association Standard Test Method ESD STM 12.1 - 1997 Section 5.3.



56 - CLEAN ROOM (CLASS UL #1000)

Class 1000 is the least intensive Clean Room classification used by hospital equipment suppliers and photo finishing/film companies. Workers here usually wear shop coats and gloves. Vinyl applied to the underside of the seat and vinyl or fabric upholstery are designed to prevent dust and other contaminants from entering the environment.



62 - ANTI-MICROBIAL

For hospital areas and labs that require furniture that minimizes bacterial and fungal growth and wipes up easily. Anti-microbial seating inhibits micro organism invasion and growth. Integrated filters allow fabric/vinyl to breath. A Class 1000 cleanroom would not contain more than 1000 particles bigger than half a micron in a cubic foot of air.



64 - WIPE DOWN

Furniture designed for dry food manufacturers, hospitals and forensic labs requiring regular and immediate clean up of dust,dirt or powder. Upholstery of any kind is unacceptable here. Features include comfortable Black self-skinned polyurethane seats and backs, chip/corroionn/humidity resistant pneumatic lift cylinders and frames,safety casters or glides. Some "Wipe Down" products may also be available with ESD.

FABRIC APPLICATION GRID

APPLICATION	FABRIC/VINYL
50 - Industrial	<p>Grade 2 (fabric): Crescent, Cumulus, Imprint, Match, Oxygen, Quantum, Renewal, Replay, Silhouette</p> <p>Grade 3 (fabric): Couture</p> <p>Grade 3 (vinyl): Allante, Generations Collection</p>
52 - Electrostatic Discharge (ESD)	<p>Grade 3 (fabric): Gibraltar - GE46 Sapphire, GE91 Onyx</p> <p>Grade 5 (vinyl): ES01 Blue</p>
56 - Clean Room (Class UL #1000)	<p>Grade 3 (vinyl): Allante, Generations Collection</p>
62 - Anti-Microbial with Global UltraSeal™	<p>Grade 4 (vinyl): Generations Collection (Arc, Aristo, Flair, Luxe, Surge, Verve, Vitality)</p>

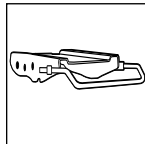
INDUSTRIAL SEATING



* Images shown are for illustration purposes only.



50 - Industrial
Designed for heavy duty environments found in factories, assembly lines and dispatch offices. See page 321 for available fabrics.



Multi-Depth Mechanism
Standard on Granada models. Allows seat to move forward and backward over a 2" range with 5 locking positions to provide a more shallow or deeper seat.

STANDARD FEATURES

- *Industrial models have a chrome back upright.
- Granada models feature a molded seat and contoured back with enhanced lumbar support.
- Standard with adjustable height T-arms with curved urethane armcaps (3N) in Black Only.
- Chrome chip/corrosion/humidity resistant pneumatic lift cylinders and frames.
- Chairs have a 5" chrome pneumatic cylinder, stools have a 10" chrome pneumatic cylinder.
- All chairs and stools have chrome back uprights.
- Clear protective back bumper (full surround) is standard on all models.
- Standard with a five-legged, heavy duty molded base in Black.
- C10R casters are standard on Granada models and Minotaur stools.
- Minotaur models are standard with a five-legged, heavy duty base with metal hub and C7R casters.

- Heavy Duty Bench Stools are standard with non-slip rubber glides.

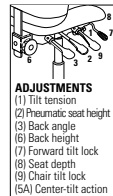
OPTIONAL FEATURES

- See back of this section for additional arm or caster options.
- Optional casters may be priced higher than the standard casters for your chair and the difference will be charged. Lower priced optional casters will not be credited.
- See Textile and Finishes section of the pricebook for available Fabrics and Vinyls in grades 2-5.

DESCRIPTION FEATURES MODEL# STANDARD FABRIC GRADES



LB Multi-Tilter
COM Yardage: 1.50
Freight Class: 150
Product Weight (lbs.): 52
Cubic Feet Per Carton: 13



Granada

Ergonomic Features:
A, B, C, D, E, F, G, H, M, N, Q, S

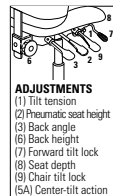
MODEL#	STANDARD FABRIC GRADES											
	1	2	3	4	5	6	7	8	9	10	11	12
3212-50	-	1218	1247	1289	1352	-	-	-	-	-	-	-

OVERALL DIMENSIONS			SEAT DIMENSIONS			BACK DIMENSIONS	
W	D	H	W	D	H	W	H
25.5	24	40	20.5	17-19.5	18-23	19	17.5-21.5

RTA 2



HB Multi-Tilter
COM Yardage: 1.75
Freight Class: 250
Product Weight (lbs.): 55
Cubic Feet Per Carton: 14.75



Granada

Ergonomic Features:
A, B, C, D, E, F, G, H, M, N, Q, S

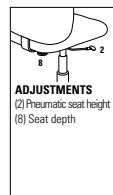
MODEL#	STANDARD FABRIC GRADES											
	1	2	3	4	5	6	7	8	9	10	11	12
3217-50	-	1257	1297	1354	1436	-	-	-	-	-	-	-

OVERALL DIMENSIONS			SEAT DIMENSIONS			BACK DIMENSIONS	
W	D	H	W	D	H	W	H
25.5	24.5	43	20.5	17-19.5	18-23	19	21.5-25.5

RTA 2



LB Task - Armless
COM Yardage: 1.50
Freight Class: 250
Product Weight (lbs.): 32
Cubic Feet Per Carton: 13




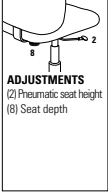

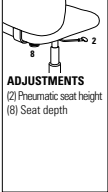

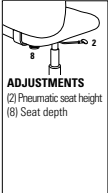

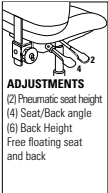

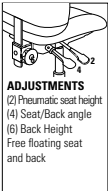
Granada


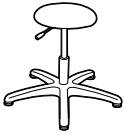
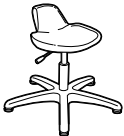

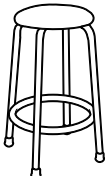

Ergonomic Features:
C, E, M, N

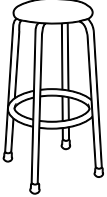




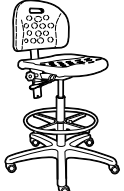
MODEL#	STANDARD FABRIC GRADES											
	1	2	3	4	5	6	7	8	9	10	11	12
3254-50	-	845	874	917	981	-	-	-	-	-	-	-



OVERALL DIMENSIONS			SEAT DIMENSIONS			BACK DIMENSIONS	
W	D	H	W	D	H	W	H
20.5	24	38	20.5	17-19.5	17-22	19	19

RTA 2

DESCRIPTION	FEATURES	MODEL#	STANDARD FABRIC GRADES												
 <p>LB Task - w/3N Arms COM Yardage: 1.50 Freight Class: 250 Product Weight (lbs.): 40 Cubic Feet Per Carton: 13</p>	 <p>ADJUSTMENTS (2) Pneumatic seat height (8) Seat depth</p>	3255-50	1	2	3	4	5	6	7	8	9	10	11	12	
			-	968	997	1041	1102	-	-	-	-	-	-	-	-
			OVERALL DIMENSIONS			SEAT DIMENSIONS			BACK DIMENSIONS						
			W	D	H	W	D	H	W	H					
			25.5	24	38	20.5	17-19.5	17-22	19	19					
			Ergonomic Features: C, E, M, N												
			RTA 2												
 <p>Stool Task - Armless COM Yardage: 1.50 Freight Class: 250 Product Weight (lbs.): 37 Cubic Feet Per Carton: 13</p>	 <p>ADJUSTMENTS (2) Pneumatic seat height (8) Seat depth</p>	3256-50	1	2	3	4	5	6	7	8	9	10	11	12	
			-	973	1003	1045	1107	-	-	-	-	-	-	-	-
			OVERALL DIMENSIONS			SEAT DIMENSIONS			BACK DIMENSIONS						
			W	D	H	W	D	H	W	H					
			20.5	24	48	20.5	17.5-19	24-34	19	19					
			Ergonomic Features: C, E, M, N												
			RTA 2												
 <p>Stool Task - w/3N Arms COM Yardage: 1.50 Freight Class: 250 Product Weight (lbs.): 43 Cubic Feet Per Carton: 15.50</p>	 <p>ADJUSTMENTS (2) Pneumatic seat height (8) Seat depth</p>	3257-50	1	2	3	4	5	6	7	8	9	10	11	12	
			-	1095	1124	1168	1228	-	-	-	-	-	-	-	-
			OVERALL DIMENSIONS			SEAT DIMENSIONS			BACK DIMENSIONS						
			W	D	H	W	D	H	W	H					
			25.5	24	48	20.5	17.5-19	24-34	19	19					
			Ergonomic Features: C, E, H, M, N, Q												
			RTA 2												
 <p>Stool Operator - Armless COM Yardage: 1.50 Freight Class: 250 Product Weight (lbs.): 44 Cubic Feet Per Carton: 13</p>	 <p>ADJUSTMENTS (2) Pneumatic seat height (4) Seat/Back angle (6) Back Height Free floating seat and back</p>	3278-50	1	2	3	4	5	6	7	8	9	10	11	12	
			-	1168	1196	1239	1303	-	-	-	-	-	-	-	-
			OVERALL DIMENSIONS			SEAT DIMENSIONS			BACK DIMENSIONS						
			W	D	H	W	D	H	W	H					
			20.5	23.5	48	20.5	17.5	24-34	19	17.5-21					
			Ergonomic Features: C, D, F, G, M, N												
			RTA 2												
 <p>Stool Operator - w/3N Arms COM Yardage: 1.50 Freight Class: 250 Product Weight (lbs.): 52 Cubic Feet Per Carton: 15.50</p>	 <p>ADJUSTMENTS (2) Pneumatic seat height (4) Seat/Back angle (6) Back Height Free floating seat and back</p>	3288-50	1	2	3	4	5	6	7	8	9	10	11	12	
			-	1288	1317	1360	1422	-	-	-	-	-	-	-	-
			OVERALL DIMENSIONS			SEAT DIMENSIONS			BACK DIMENSIONS						
			W	D	H	W	D	H	W	H					
			25.5	23.5	48	20.5	17.5	24-34	19	17.5-21					
			Ergonomic Features: C, D, F, G, H, M, N, Q												
			RTA 2												

DESCRIPTION	FEATURES	MODEL#	STANDARD FABRIC GRADES											
			1	2	3	4	5	6	7	8	9	10	11	12
 <p>Minotaur - Work Stool COM Yardage: .75 Freight Class: 300 Product Weight (lbs.): 14 Cubic Feet Per Carton: 9.75</p>	5" Pneumatic Ergonomic Features: C	9602-50	-	445	460	481	510	-	-	-	-	-	-	-
			OVERALL DIMENSIONS			SEAT DIMENSIONS			BACK DIMENSIONS					
			W	D	H	W	D	H	W	H				
			14	14	17.5	14	-	15-20	-	-				
			RTA 00											
 <p>Minotaur - Work Stool COM Yardage: .75 Freight Class: 300 Product Weight (lbs.): 16 Cubic Feet Per Carton: 13</p>	10" Pneumatic Ergonomic Features: C	9604-50	-	508	523	544	573	-	-	-	-	-	-	-
			OVERALL DIMENSIONS			SEAT DIMENSIONS			BACK DIMENSIONS					
			W	D	H	W	D	H	W	H				
			14	14	26.5	14	-	21.5-31.5	-	-				
			RTA 00											
 <p>Minotaur - Work Stool COM Yardage: N/A Freight Class: 300 Product Weight (lbs.): 16 Cubic Feet Per Carton: 13</p>	5" Pneumatic Ergonomic Features: C	9611-50	637	-	-	-	-	-	-	-	-	-	-	-
			OVERALL DIMENSIONS			SEAT DIMENSIONS			BACK DIMENSIONS					
			W	D	H	W	D	H	W	H				
			14	14	24.5	14	-	15-20	-	-				
			RTA 00											
 <p>Minotaur - Work Stool COM Yardage: N/A Freight Class: 300 Product Weight (lbs.): 18 Cubic Feet Per Carton: 13</p>	10" Pneumatic Ergonomic Features: C	9612-50	683	-	-	-	-	-	-	-	-	-	-	-
			OVERALL DIMENSIONS			SEAT DIMENSIONS			BACK DIMENSIONS					
			W	D	H	W	D	H	W	H				
			14	14	31	14	-	21.5-31.5	-	-				
			RTA 00											
 <p>Minotaur - Heavy Duty Work Stool COM Yardage: N/A Freight Class: 300 Product Weight (lbs.): 18 Cubic Feet Per Carton: 13</p>		9624-50	-	348	363	384	413	-	-	-	-	-	-	-
			OVERALL DIMENSIONS			SEAT DIMENSIONS			BACK DIMENSIONS					
			W	D	H	W	D	H	W	H				
			14	14	27.5	14	-	27.5	-	-				
			RTA 00											

DESCRIPTION	FEATURES	MODEL#	STANDARD FABRIC GRADES												
 <p>Minotaur - Heavy Duty Work Stool COM Yardage: .75 Freight Class: 250 Product Weight (lbs.): 19 Cubic Feet Per Carton: 5.50</p>		9632-50	1	2	3	4	5	6	7	8	9	10	11	12	
			-	377	392	413	442	-	-	-	-	-	-	-	-
	<p>OVERALL DIMENSIONS W D H</p> <p>SEAT DIMENSIONS W D H</p> <p>BACK DIMENSIONS W H</p>	16	16	32.5	14	-	32.5	-	-						
		RTA 00													
 <p>Minotaur - Work Stool Task COM Yardage: N/A Freight Class: 250 Product Weight (lbs.): 26 Cubic Feet Per Carton: 13</p>	5" Pneumatic	9662-50	1	2	3	4	5	6	7	8	9	10	11	12	
			730	-	-	-	-	-	-	-	-	-	-	-	-
	<p>OVERALL DIMENSIONS W D H</p> <p>SEAT DIMENSIONS W D H</p> <p>BACK DIMENSIONS W H</p>	18	21	32	18	16.5-19	14-19	16.5	16						
	Ergonomic Features: C, E	RTA 2													
 <p>Minotaur - Work Stool Task COM Yardage: N/A Freight Class: 250 Product Weight (lbs.): 33 Cubic Feet Per Carton: 13</p>	10" Pneumatic	9663-50	1	2	3	4	5	6	7	8	9	10	11	12	
			868	-	-	-	-	-	-	-	-	-	-	-	-
	<p>OVERALL DIMENSIONS W D H</p> <p>SEAT DIMENSIONS W D H</p> <p>BACK DIMENSIONS W H</p>	18	20.5	42	18	16.5-19	20-30	16.5	16.5						
	Ergonomic Features: C, E	RTA 2													
 <p>Minotaur - Stool Posture Task COM Yardage: N/A Freight Class: 250 Product Weight (lbs.): 30 Cubic Feet Per Carton: 13</p>	5" Pneumatic	9664-50	1	2	3	4	5	6	7	8	9	10	11	12	
			822	-	-	-	-	-	-	-	-	-	-	-	-
	<p>OVERALL DIMENSIONS W D H</p> <p>SEAT DIMENSIONS W D H</p> <p>BACK DIMENSIONS W H</p>	18	20	31	18	16	14-19	16.5	12.5-19						
	Ergonomic Features: C, D	RTA 2													
 <p>Minotaur - Stool Posture Task COM Yardage: N/A Freight Class: 250 Product Weight (lbs.): 33 Cubic Feet Per Carton: 13</p>	10" Pneumatic	9665-50	1	2	3	4	5	6	7	8	9	10	11	12	
			960	-	-	-	-	-	-	-	-	-	-	-	-
	<p>OVERALL DIMENSIONS W D H</p> <p>SEAT DIMENSIONS W D H</p> <p>BACK DIMENSIONS W H</p>	18	20	39	39	16	20.5-30.5	16.5	12.5-19						
	Ergonomic Features: C, D	RTA 2													

DESCRIPTION	FEATURES	MODEL#	STANDARD FABRIC GRADES													
			1	2	3	4	5	6	7	8	9	10	11	12		
 Minotaur - Stool Operator COM Yardage: N/A Freight Class: 250 Product Weight (lbs.): 34 Cubic Feet Per Carton: 13	5" Pneumatic Ergonomic Features: C, D, F, G	9666-50 950	-	-	-	-	-	-	-	-	-	-	-			
			OVERALL DIMENSIONS			SEAT DIMENSIONS			BACK DIMENSIONS							
			W	D	H	W	D	H	W	H						
			18	20.5	32	18	17	15-20	16.5	12.5-19						
			RTA 2													
 Minotaur - Stool Operator COM Yardage: N/A Freight Class: 250 Product Weight (lbs.): 35 Cubic Feet Per Carton: 13	10" Pneumatic Ergonomic Features: C, D, F, G	9667-50 1089	-	-	-	-	-	-	-	-	-	-	-			
			OVERALL DIMENSIONS			SEAT DIMENSIONS			BACK DIMENSIONS							
			W	D	H	W	D	H	W	H						
			18	20.5	42	18	17	21-31	16.5	12.5-19						
			RTA 2													

ESD SEATING



model 3256-52



model 9667-52 (C42)



52 - Electrostatic Discharge (ESD)

Designed to direct static electricity away from delicate equipment, electronic components or volatile chemicals.

* Images shown are for illustration purposes only.


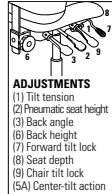

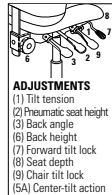

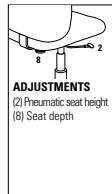
STANDARD FEATURES


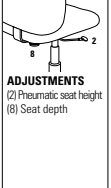

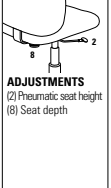

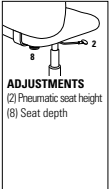

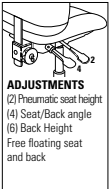

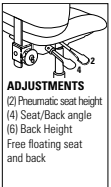
- *ESD models have a polished aluminum base.
- Use of an ESD chair does not guarantee the dissipation of static electricity. Other products (that may include an ESD chair mat, etc.) as part of an ESD design or system may be necessary depending on the specific situation.
- Granada models feature a molded seat and contoured back with enhanced lumbar support.
- Granada models are standard with fixed height T-arms with upholstered kidney shaped armcaps (2Z), in Chrome.
- No other conductive arms are available.
- Chrome chip/corrosion/humidity resistant pneumatic lift cylinders and frames.
- Chairs have a 5" chrome pneumatic cylinder, stools have a 10" chrome pneumatic cylinder.
- All chairs and stools have chrome back uprights and frames.
- Clear protective back bumper (full surround) is standard on all models.


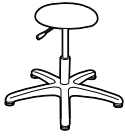
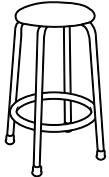

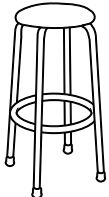


- Standard with a five-legged, polished aluminum base.
- C38R casters are standard. These casters are suitable for hard surface flooring. Not Available on models 9601-52 and 9604-52.
- For models 9601-52 and 9604-52 a polished aluminum base with C42 ESD Glides are standard.
- All Work Stools and Heavy Duty Bench Stools have chrome frames.
- Work stools are shipped fully set-up.

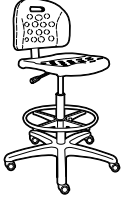




OPTIONAL FEATURES

- See back of this section for additional arm or caster options.
- Optional casters may be priced higher than the standard casters for your chair and the difference will be charged. Lower priced optional casters will not be credited.
- See Textile and Finishes section of the price book for available Fabrics and Vinyls in grades 3-5.

DESCRIPTION	FEATURES	MODEL#	STANDARD FABRIC GRADES																									
			1	2	3	4	5	6	7	8	9	10	11	12														
 <p>LB Multi-Tilter COM Yardage: 1.50 Freight Class: 250 Product Weight (lbs.): 250 Cubic Feet Per Carton: 13</p>	 <p>ADJUSTMENTS (1) Tilt tension (2) Pneumatic seat height (3) Back angle (6) Back height (7) Forward tilt lock (8) Seat depth (9) Chair tilt lock (5A) Center-tilt action</p>	<p>Granada</p> <p>Ergonomic Features: A, B, C, D, E, F, G, H, M, N, Q, S</p>	<table border="1"> <tr> <td>3212-52</td><td>-</td><td>-</td><td>1402</td><td>-</td><td>1507</td><td>-</td><td>-</td><td>-</td><td>-</td><td>-</td><td>-</td><td>-</td><td>-</td> </tr> </table>												3212-52	-	-	1402	-	1507	-	-	-	-	-	-	-	-
			3212-52	-	-	1402	-	1507	-	-	-	-	-	-	-	-												
			<p>OVERALL DIMENSIONS</p> <table border="1"> <tr> <th>W</th><th>D</th><th>H</th> </tr> <tr> <td>26.5</td><td>24</td><td>40</td> </tr> </table>			W	D	H	26.5	24	40	<p>SEAT DIMENSIONS</p> <table border="1"> <tr> <th>W</th><th>D</th><th>H</th> </tr> <tr> <td>20.5</td><td>17-19.5</td><td>18-23</td> </tr> </table>			W	D	H	20.5	17-19.5	18-23	<p>BACK DIMENSIONS</p> <table border="1"> <tr> <th>W</th><th>H</th> </tr> <tr> <td>19</td><td>17.5-21.5</td> </tr> </table>			W	H	19	17.5-21.5	
W	D	H																										
26.5	24	40																										
W	D	H																										
20.5	17-19.5	18-23																										
W	H																											
19	17.5-21.5																											
<p>RTA 2</p>																												
 <p>HB Multi-Tilter COM Yardage: 1.75 Freight Class: 150 Product Weight (lbs.): 57 Cubic Feet Per Carton: 13</p>	 <p>ADJUSTMENTS (1) Tilt tension (2) Pneumatic seat height (3) Back angle (6) Back height (7) Forward tilt lock (8) Seat depth (9) Chair tilt lock (5A) Center-tilt action</p>	<p>Granada</p> <p>Ergonomic Features: A, B, C, D, E, F, G, H, M, N, Q, S</p>	<table border="1"> <tr> <td>3217-52</td><td>-</td><td>-</td><td>1443</td><td>-</td><td>1583</td><td>-</td><td>-</td><td>-</td><td>-</td><td>-</td><td>-</td><td>-</td><td>-</td> </tr> </table>												3217-52	-	-	1443	-	1583	-	-	-	-	-	-	-	-
			3217-52	-	-	1443	-	1583	-	-	-	-	-	-	-	-												
			<p>OVERALL DIMENSIONS</p> <table border="1"> <tr> <th>W</th><th>D</th><th>H</th> </tr> <tr> <td>26.5</td><td>24.5</td><td>43</td> </tr> </table>			W	D	H	26.5	24.5	43	<p>SEAT DIMENSIONS</p> <table border="1"> <tr> <th>W</th><th>D</th><th>H</th> </tr> <tr> <td>20.5</td><td>17-19.5</td><td>18-23</td> </tr> </table>			W	D	H	20.5	17-19.5	18-23	<p>BACK DIMENSIONS</p> <table border="1"> <tr> <th>W</th><th>H</th> </tr> <tr> <td>19</td><td>21.5-25.5</td> </tr> </table>			W	H	19	21.5-25.5	
W	D	H																										
26.5	24.5	43																										
W	D	H																										
20.5	17-19.5	18-23																										
W	H																											
19	21.5-25.5																											
<p>RTA 2</p>																												
 <p>LB Task - Armless COM Yardage: 1.50 Freight Class: 250 Product Weight (lbs.): 34 Cubic Feet Per Carton: 13</p>	 <p>ADJUSTMENTS (2) Pneumatic seat height (6) Seat depth</p>	<p>Granada</p> <p>Ergonomic Features: C, E, M, N</p>	<table border="1"> <tr> <td>3254-52</td><td>-</td><td>-</td><td>1029</td><td>-</td><td>1135</td><td>-</td><td>-</td><td>-</td><td>-</td><td>-</td><td>-</td><td>-</td><td>-</td> </tr> </table>												3254-52	-	-	1029	-	1135	-	-	-	-	-	-	-	-
			3254-52	-	-	1029	-	1135	-	-	-	-	-	-	-	-												
			<p>OVERALL DIMENSIONS</p> <table border="1"> <tr> <th>W</th><th>D</th><th>H</th> </tr> <tr> <td>20.5</td><td>24</td><td>38</td> </tr> </table>			W	D	H	20.5	24	38	<p>SEAT DIMENSIONS</p> <table border="1"> <tr> <th>W</th><th>D</th><th>H</th> </tr> <tr> <td>20.5</td><td>17.5-19</td><td>17-22</td> </tr> </table>			W	D	H	20.5	17.5-19	17-22	<p>BACK DIMENSIONS</p> <table border="1"> <tr> <th>W</th><th>H</th> </tr> <tr> <td>19</td><td>19</td> </tr> </table>			W	H	19	19	
W	D	H																										
20.5	24	38																										
W	D	H																										
20.5	17.5-19	17-22																										
W	H																											
19	19																											
<p>RTA 2</p>																												

DESCRIPTION	FEATURES	MODEL#	STANDARD FABRIC GRADES											
			1	2	3	4	5	6	7	8	9	10	11	12
 LB Task - w/2Z Arms COM Yardage: 1.50 Freight Class: 250 Product Weight (lbs.): 42 Cubic Feet Per Carton: 13	 ADJUSTMENTS (Z) Pneumatic seat height (B) Seat depth	3255-52	-	-	1152	-	1260	-	-	-	-	-	-	-
			OVERALL DIMENSIONS			SEAT DIMENSIONS			BACK DIMENSIONS					
			W	D	H	W	D	H	W	H				
			26.5	24	38	20.5	17.5-19	17-22	19	19				
	Granada	Ergonomic Features: C, E, M, N	RTA 2											
 Stool Task - Armless COM Yardage: 1.50 Freight Class: 250 Product Weight (lbs.): 39 Cubic Feet Per Carton: 13	 ADJUSTMENTS (Z) Pneumatic seat height (B) Seat depth	3256-52	-	-	1157	-	1263	-	-	-	-	-	-	
			OVERALL DIMENSIONS			SEAT DIMENSIONS			BACK DIMENSIONS					
			W	D	H	W	D	H	W	H				
			20.5	24	48	20.5	17.5-19	24-34	19	19				
	Granada	Ergonomic Features: C, E, M, N	RTA 2											
 Stool Task - w/3N Arms COM Yardage: 1.50 Freight Class: 250 Product Weight (lbs.): 45 Cubic Feet Per Carton: 15.50	 ADJUSTMENTS (Z) Pneumatic seat height (B) Seat depth	3257-52	-	-	1335	-	1442	-	-	-	-	-	-	
			OVERALL DIMENSIONS			SEAT DIMENSIONS			BACK DIMENSIONS					
			W	D	H	W	D	H	W	H				
			25.5	24	48	20.5	17.5-19	24-34	19	19				
	Granada	Ergonomic Features: C, E, H, M, N, Q	RTA 2											
 Stool Operator - Armless COM Yardage: 1.50 Freight Class: 250 Product Weight (lbs.): 46 Cubic Feet Per Carton: 13	 ADJUSTMENTS (Z) Pneumatic seat height (A) Seat/Back angle (B) Back Height Free floating seat and back	3278-52	-	-	1352	-	1458	-	-	-	-	-	-	
			OVERALL DIMENSIONS			SEAT DIMENSIONS			BACK DIMENSIONS					
			W	D	H	W	D	H	W	H				
			20.5	23.5	48	20.5	17.5	24-34	19	17.5-21.5				
	Granada	Ergonomic Features: C, D, F, G, M, N	RTA 2											
 Stool Operator - w/3N Arms COM Yardage: 1.50 Freight Class: 250 Product Weight (lbs.): 54 Cubic Feet Per Carton: 15.50	 ADJUSTMENTS (Z) Pneumatic seat height (A) Seat/Back angle (B) Back Height Free floating seat and back	3288-52	-	-	1473	-	1577	-	-	-	-	-	-	
			OVERALL DIMENSIONS			SEAT DIMENSIONS			BACK DIMENSIONS					
			W	D	H	W	D	H	W	H				
			26.5	23.5	48	20.5	17.5	24-34	19	17.5-21.5				
	Granada	Ergonomic Features: C, D, F, G, H, M, N, Q	RTA 2											

DESCRIPTION	FEATURES	MODEL#	STANDARD FABRIC GRADES												
			1	2	3	4	5	6	7	8	9	10	11	12	
 Minotaur - Work Stool COM Yardage: .75 Freight Class: 250 Product Weight (lbs.): 14 Cubic Feet Per Carton: 6.75	5" Pneumatic Ergonomic Features: C	9602-52	591	-	-	-	-	-	-	-	-	-	-	-	
		OVERALL DIMENSIONS			SEAT DIMENSIONS			BACK DIMENSIONS							
		W	D	H	W	D	H	W	H						
		14	14	17.5	14	-	15-20	-	-						
			RTA 00												
 Minotaur - Work Stool COM Yardage: .75 Freight Class: 300 Product Weight (lbs.): 16 Cubic Feet Per Carton: 13	10" Pneumatic Ergonomic Features: C	9604-52	637	-	-	-	-	-	-	-	-	-	-		
		OVERALL DIMENSIONS			SEAT DIMENSIONS			BACK DIMENSIONS							
		W	D	H	W	D	H	W	H						
		14	14	26.5	14	-	21.5-31.5	-	-						
			RTA 00												
 Minotaur - Heavy Duty Work Stool COM Yardage: .75 Freight Class: 250 Product Weight (lbs.): 17 Cubic Feet Per Carton: 5.50		9624-52	514	-	-	-	-	-	-	-	-	-	-		
		OVERALL DIMENSIONS			SEAT DIMENSIONS			BACK DIMENSIONS							
		W	D	H	W	D	H	W	H						
		16	16	27.5	14	-	27.5	-	-						
			RTA 00												
 Minotaur - Heavy Duty Work Stool COM Yardage: .75 Freight Class: 250 Product Weight (lbs.): 19 Cubic Feet Per Carton: 5.50		9632-52	531	-	-	-	-	-	-	-	-	-	-		
		OVERALL DIMENSIONS			SEAT DIMENSIONS			BACK DIMENSIONS							
		W	D	H	W	D	H	W	H						
		16	16	32.5	14	-	32.5	-	-						
			RTA 00												
 Minotaur - Work Stool Task COM Yardage: N/A Freight Class: 250 Product Weight (lbs.): 26 Cubic Feet Per Carton: 13	5" Pneumatic Ergonomic Features: C, E	9662-52	894	-	-	-	-	-	-	-	-	-	-		
		OVERALL DIMENSIONS			SEAT DIMENSIONS			BACK DIMENSIONS							
		W	D	H	W	D	H	W	H						
		18	21	32	18	16.5-19	14-19	16.5	16						
			RTA 2												

DESCRIPTION	FEATURES	MODEL#	STANDARD FABRIC GRADES													
			1	2	3	4	5	6	7	8	9	10	11	12		
 Minotaur - Work Stool Task COM Yardage: N/A Freight Class: 250 Product Weight (lbs.): 33 Cubic Feet Per Carton: 13	10" Pneumatic Ergonomic Features: C, E	9663-52	1034	-	-	-	-	-	-	-	-	-	-	-		
		OVERALL DIMENSIONS			SEAT DIMENSIONS			BACK DIMENSIONS								
		W	D	H	W	D	H	W	H							
			18	20.5	42	18	16.5-19	20-30	16.5	16.5						
			RTA 2													
 Minotaur - Stool Posture Task COM Yardage: N/A Freight Class: 250 Product Weight (lbs.): 30 Cubic Feet Per Carton: 13	5" Pneumatic Ergonomic Features: C, D	9664-52	987	-	-	-	-	-	-	-	-	-	-	-		
		OVERALL DIMENSIONS			SEAT DIMENSIONS			BACK DIMENSIONS								
		W	D	H	W	D	H	W	H							
			18	20	31	18	16	14-19	16.5	12.5-19						
			RTA 2													
 Minotaur - Stool Posture Task COM Yardage: N/A Freight Class: 250 Product Weight (lbs.): 33 Cubic Feet Per Carton: 13	10" Pneumatic Ergonomic Features: C, D	9665-52	1126	-	-	-	-	-	-	-	-	-	-	-		
		OVERALL DIMENSIONS			SEAT DIMENSIONS			BACK DIMENSIONS								
		W	D	H	W	D	H	W	H							
			18	20	39	39	16	20.5-30.5	16.5	12.5-19						
			RTA 2													
 Minotaur - Stool Operator COM Yardage: N/A Freight Class: 250 Product Weight (lbs.): 34 Cubic Feet Per Carton: 13	5" Pneumatic Ergonomic Features: C, D, F, G	9666-52	1117	-	-	-	-	-	-	-	-	-	-	-		
		OVERALL DIMENSIONS			SEAT DIMENSIONS			BACK DIMENSIONS								
		W	D	H	W	D	H	W	H							
			18	20.5	32	18	17	15-20	16.5	12.5-19						
			RTA 2													
 Minotaur - Stool Operator COM Yardage: N/A Freight Class: 250 Product Weight (lbs.): 35 Cubic Feet Per Carton: 13	10" Pneumatic Ergonomic Features: C, D, F, G	9667-52	1256	-	-	-	-	-	-	-	-	-	-	-		
		OVERALL DIMENSIONS			SEAT DIMENSIONS			BACK DIMENSIONS								
		W	D	H	W	D	H	W	H							
			18	20.5	42	18	17	21-31	16.5	12.5-19						
			RTA 2													

CLEAN ROOM CLASS #1000 - SEATING



model 3212-56 (3N)

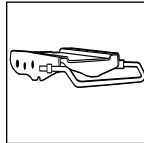


model 9666-56



56 - Clean Room Class #1000

Vinyl applied to the underside of the seat and vinyl or fabric upholstery are designed to prevent dust and other contaminants from entering the environment.



Multi-Depth Mechanism

Standard on Granada models. Allows seat to move forward and backward over a 2" range with 5 locking positions to provide a more shallow or deeper seat.


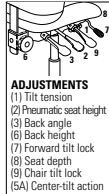

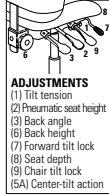

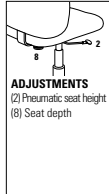
* Images shown are for illustration purposes only.


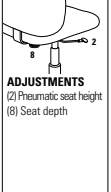

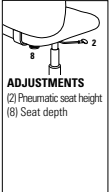

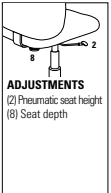

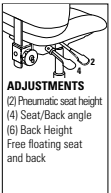

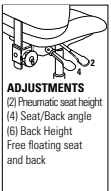
STANDARD FEATURES


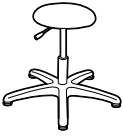
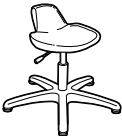

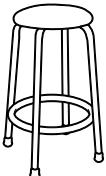

- *Clean Room Class #1000 models have a black cylinder.
- Granada models feature a molded seat and contoured back with enhanced lumbar support.
- Granada models are standard with adjustable height T-arms with curved urethane armcaps (3N) in Black Only. See page 346 for additional arm options.
- Chairs have a 5" black pneumatic cylinder, stools have a 10" black pneumatic cylinder.
- All chairs and stools have black back uprights and frames.
- Clear protective back bumper (full surround) is standard on all models.
- Standard with a five-legged, injection molded base in Black.
- C10R casters are standard on Granada and Minotaur Stools.
- C65R casters are standard on Minotaur Work Stools.
- All Bench Stools have chrome frames.
- Work Stools are shipped fully set-up.

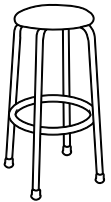
OPTIONAL FEATURES


- See back of this section for additional arm or caster options.
- Optional casters may be priced higher than the standard casters for your chair and the difference will be charged. Lower priced optional casters will not be credited.
- All Clean Room models are only available in grade 2 vinyls. See Textile and Finishes section of the price book .

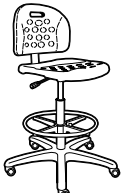
DESCRIPTION	FEATURES	MODEL#	STANDARD FABRIC GRADES																													
			1	2	3	4	5	6	7	8	9	10	11	12																		
 <p>LB Multi-Tilter COM Yardage: 1.50 Freight Class: 150 Product Weight (lbs.): 52 Cubic Feet Per Carton: 13</p>	 <p>ADJUSTMENTS (1) Tilt tension (2) Pneumatic seat height (3) Back angle (6) Back height (7) Forward tilt lock (8) Seat depth (9) Chair tilt lock (5A) Center-tilt action</p>	<p>Granada</p> <p>Ergonomic Features: A, B, C, D, E, F, G, H, M, N, Q, S</p>	<table border="1"> <tr> <td>3212-56</td><td>-</td><td>1144</td><td>-</td><td>-</td><td>-</td><td>-</td><td>-</td><td>-</td><td>-</td><td>-</td><td>-</td><td>-</td><td>-</td><td>-</td><td>-</td><td>-</td><td>-</td> </tr> </table>												3212-56	-	1144	-	-	-	-	-	-	-	-	-	-	-	-	-	-	-
			3212-56	-	1144	-	-	-	-	-	-	-	-	-	-	-	-	-	-	-												
						<p>OVERALL DIMENSIONS</p> <p>W D H</p>			<p>SEAT DIMENSIONS</p> <p>W D H</p>			<p>BACK DIMENSIONS</p> <p>W H</p>																				
						52	24	40	20.5	17-19.5	18-23	19	17.5-21.5																			
			RTA 2																													
 <p>HB Multi-Tilter COM Yardage: 1.75 Freight Class: 250 Product Weight (lbs.): 55 Cubic Feet Per Carton: 14.75</p>	 <p>ADJUSTMENTS (1) Tilt tension (2) Pneumatic seat height (3) Back angle (6) Back height (7) Forward tilt lock (8) Seat depth (9) Chair tilt lock (5A) Center-tilt action</p>	<p>Granada</p> <p>Ergonomic Features: A, B, C, D, E, F, G, H, M, N, Q, S</p>	<table border="1"> <tr> <td>3217-56</td><td>-</td><td>1182</td><td>-</td><td>-</td><td>-</td><td>-</td><td>-</td><td>-</td><td>-</td><td>-</td><td>-</td><td>-</td><td>-</td><td>-</td><td>-</td><td>-</td><td>-</td> </tr> </table>												3217-56	-	1182	-	-	-	-	-	-	-	-	-	-	-	-	-	-	-
			3217-56	-	1182	-	-	-	-	-	-	-	-	-	-	-	-	-	-	-												
						<p>OVERALL DIMENSIONS</p> <p>W D H</p>			<p>SEAT DIMENSIONS</p> <p>W D H</p>			<p>BACK DIMENSIONS</p> <p>W H</p>																				
						25.5	24.5	43	20.5	17-19.5	18-23	19	21.5-25.5																			
			RTA 2																													
 <p>LB Task - Armless COM Yardage: 1.50 Freight Class: 250 Product Weight (lbs.): 40 Cubic Feet Per Carton: 13</p>	 <p>ADJUSTMENTS (2) Pneumatic seat height (8) Seat depth</p>	<p>Granada</p> <p>Ergonomic Features: C, E, M, N</p>	<table border="1"> <tr> <td>3254-56</td><td>-</td><td>773</td><td>-</td><td>-</td><td>-</td><td>-</td><td>-</td><td>-</td><td>-</td><td>-</td><td>-</td><td>-</td><td>-</td><td>-</td><td>-</td><td>-</td><td>-</td> </tr> </table>												3254-56	-	773	-	-	-	-	-	-	-	-	-	-	-	-	-	-	-
			3254-56	-	773	-	-	-	-	-	-	-	-	-	-	-	-	-	-	-												
						<p>OVERALL DIMENSIONS</p> <p>W D H</p>			<p>SEAT DIMENSIONS</p> <p>W D H</p>			<p>BACK DIMENSIONS</p> <p>W H</p>																				
						20.5	24	38	20.5	17.5-19	17-22	19	19																			
			RTA 2																													


DESCRIPTION	FEATURES	MODEL#	STANDARD FABRIC GRADES													
			1	2	3	4	5	6	7	8	9	10	11	12		
 <p>LB Task - w/3N Arms COM Yardage: 1.50 Freight Class: 250 Product Weight (lbs.): 40 Cubic Feet Per Carton: 13</p>	 <p>ADJUSTMENTS (2) Pneumatic seat height (8) Seat depth</p>	<p>Granada</p> <p>Ergonomic Features: C, E, M, N</p>	<p>3255-56</p> <p>- 812 - - - - - - - - - - - - - -</p>													
			<p>OVERALL DIMENSIONS</p> <p>W D H</p>			<p>SEAT DIMENSIONS</p> <p>W D H</p>			<p>BACK DIMENSIONS</p> <p>W H</p>							
			25.5	24	38	20.5	17.5-19	17-22	19	19						
			RTA 2													
 <p>Stool Task - Armless COM Yardage: 1.50 Freight Class: 250 Product Weight (lbs.): 37 Cubic Feet Per Carton: 13</p>	 <p>ADJUSTMENTS (2) Pneumatic seat height (8) Seat depth</p>	<p>Granada</p> <p>Ergonomic Features: C, E, M, N</p>	<p>3256-56</p> <p>- 898 - - - - - - - - - - - - - -</p>													
			<p>OVERALL DIMENSIONS</p> <p>W D H</p>			<p>SEAT DIMENSIONS</p> <p>W D H</p>			<p>BACK DIMENSIONS</p> <p>W H</p>							
			20.5	24	48	20.5	17.5-19	24-34	19	19						
			RTA 2													
 <p>Stool Task - w/3N Arms COM Yardage: 1.50 Freight Class: 250 Product Weight (lbs.): 43 Cubic Feet Per Carton: 15.50</p>	 <p>ADJUSTMENTS (2) Pneumatic seat height (8) Seat depth</p>	<p>Granada</p> <p>Ergonomic Features: C, E, H, M, N, Q</p>	<p>3257-56</p> <p>- 1020 - - - - - - - - - - - - - -</p>													
			<p>OVERALL DIMENSIONS</p> <p>W D H</p>			<p>SEAT DIMENSIONS</p> <p>W D H</p>			<p>BACK DIMENSIONS</p> <p>W H</p>							
			25.5	24	48	20.5	17.5-19	24-34	19	19						
			RTA 2													
 <p>Stool Operator - Armless COM Yardage: 1.50 Freight Class: 250 Product Weight (lbs.): 44 Cubic Feet Per Carton: 13</p>	 <p>ADJUSTMENTS (2) Pneumatic seat height (4) Seat/Back angle (6) Back Height Free floating seat and back</p>	<p>Granada</p> <p>Ergonomic Features: C, D, F, G, M, N</p>	<p>3278-56</p> <p>- 1094 - - - - - - - - - - - - - -</p>													
			<p>OVERALL DIMENSIONS</p> <p>W D H</p>			<p>SEAT DIMENSIONS</p> <p>W D H</p>			<p>BACK DIMENSIONS</p> <p>W H</p>							
			20.5	23.5	48	20.5	17.5	24-34	19	17.5-21.5						
			RTA 2													
 <p>Stool Operator - w/3N Arms COM Yardage: 1.50 Freight Class: 250 Product Weight (lbs.): 52 Cubic Feet Per Carton: 15.50</p>	 <p>ADJUSTMENTS (2) Pneumatic seat height (4) Seat/Back angle (6) Back Height Free floating seat and back</p>	<p>Granada</p> <p>Ergonomic Features: C, D, F, G, H, M, N, Q</p>	<p>3288-56</p> <p>- 1214 - - - - - - - - - - - - - -</p>													
			<p>OVERALL DIMENSIONS</p> <p>W D H</p>			<p>SEAT DIMENSIONS</p> <p>W D H</p>			<p>BACK DIMENSIONS</p> <p>W H</p>							
			25.5	23.5	48	20.5	17.5	24-34	19	17.5-21.5						
			RTA 2													

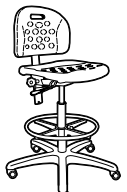
DESCRIPTION	FEATURES	MODEL#	STANDARD FABRIC GRADES												
			1	2	3	4	5	6	7	8	9	10	11	12	
 Minotaur - Work Stool COM Yardage: .75 Freight Class: 250 Product Weight (lbs.): 14 Cubic Feet Per Carton: 6.50	5" Pneumatic Ergonomic Features: C	9602-56	-	525	-	-	-	-	-	-	-	-	-	-	
		OVERALL DIMENSIONS			SEAT DIMENSIONS			BACK DIMENSIONS							
		W	D	H	W	D	H	W	H						
		14	14	17.5	14	-	15-20	-	-						
			RTA 00												
 Minotaur - Work Stool COM Yardage: .75 Freight Class: 250 Product Weight (lbs.): 16 Cubic Feet Per Carton: 6.50	10" Pneumatic Ergonomic Features: C	9604-56	-	571	-	-	-	-	-	-	-	-	-	-	
		OVERALL DIMENSIONS			SEAT DIMENSIONS			BACK DIMENSIONS							
		W	D	H	W	D	H	W	H						
		14	14	26.5	14	-	21.5-31.5	-	-						
			RTA 00												
 Minotaur - Work Stool COM Yardage: N/A Freight Class: 250 Product Weight (lbs.): 16 Cubic Feet Per Carton: 6.50	5" Pneumatic Ergonomic Features: C	9611-56	553	-	-	-	-	-	-	-	-	-	-	-	
		OVERALL DIMENSIONS			SEAT DIMENSIONS			BACK DIMENSIONS							
		W	D	H	W	D	H	W	H						
		14	14	24.5	14	-	15-20	-	-						
			RTA 00												
 Minotaur - Work Stool COM Yardage: N/A Freight Class: 250 Product Weight (lbs.): 18 Cubic Feet Per Carton: 8.25	10" Pneumatic Ergonomic Features: C	9612-56	599	-	-	-	-	-	-	-	-	-	-	-	
		OVERALL DIMENSIONS			SEAT DIMENSIONS			BACK DIMENSIONS							
		W	D	H	W	D	H	W	H						
		14	14	31.	14	-	21.5-31.5	-	-						
			RTA 00												
 Minotaur - Heavy Duty Work Stool COM Yardage: .75 Freight Class: 250 Product Weight (lbs.): 17 Cubic Feet Per Carton: 5.50		9624-56	-	460	-	-	-	-	-	-	-	-	-	-	
		OVERALL DIMENSIONS			SEAT DIMENSIONS			BACK DIMENSIONS							
		W	D	H	W	D	H	W	H						
		16	16	27.5	14	-	27.5	-	-						
			RTA 00 												



DESCRIPTION	FEATURES	MODEL#	STANDARD FABRIC GRADES												
			1	2	3	4	5	6	7	8	9	10	11	12	
 <p>Minotaur - Heavy Duty Work Stool COM Yardage: 0.75 Freight Class: 250 Product Weight (lbs.): 19 Cubic Feet Per Carton: 5.50</p>		9632-56	-	480	-	-	-	-	-	-	-	-	-	-	-
			OVERALL DIMENSIONS			SEAT DIMENSIONS			BACK DIMENSIONS						
			W	D	H	W	D	H	W	H					
		16	16	32.5	14	-	32.5	-	-						
		RTA 00		Ups											

DESCRIPTION	FEATURES	MODEL#	STANDARD FABRIC GRADES												
			1	2	3	4	5	6	7	8	9	10	11	12	
 <p>Minotaur - Work Stool Task COM Yardage: N/A Freight Class: 250 Product Weight (lbs.): 26 Cubic Feet Per Carton: 13</p>	5" Pneumatic Ergonomic Features: C, E	9662-56	646	-	-	-	-	-	-	-	-	-	-	-	-
				OVERALL DIMENSIONS			SEAT DIMENSIONS			BACK DIMENSIONS					
				W	D	H	W	D	H	W	H				
		18	21	32	18	16.5-19	14-19	16.5	16						
		RTA 2													

DESCRIPTION	FEATURES	MODEL#	STANDARD FABRIC GRADES												
			1	2	3	4	5	6	7	8	9	10	11	12	
 <p>Minotaur - Work Stool Task COM Yardage: N/A Freight Class: 250 Product Weight (lbs.): 33 Cubic Feet Per Carton: 13</p>	10" Pneumatic Ergonomic Features: C, E	9663-56	784	-	-	-	-	-	-	-	-	-	-	-	-
				OVERALL DIMENSIONS			SEAT DIMENSIONS			BACK DIMENSIONS					
				W	D	H	W	D	H	W	H				
		18	20.5	42	18	16.5-19	20-30	16.5	16.5						
		RTA 2													

DESCRIPTION	FEATURES	MODEL#	STANDARD FABRIC GRADES												
			1	2	3	4	5	6	7	8	9	10	11	12	
 <p>Minotaur - Stool Posture Task COM Yardage: N/A Freight Class: 250 Product Weight (lbs.): 30 Cubic Feet Per Carton: 13</p>	5" Pneumatic Ergonomic Features: C, D	9664-56	737	-	-	-	-	-	-	-	-	-	-	-	-
				OVERALL DIMENSIONS			SEAT DIMENSIONS			BACK DIMENSIONS					
				W	D	H	W	D	H	W	H				
		18	20	31	18	16	14-19	16.5	12.5-19						
		RTA 2													

DESCRIPTION	FEATURES	MODEL#	STANDARD FABRIC GRADES												
			1	2	3	4	5	6	7	8	9	10	11	12	
 <p>Minotaur - Stool Posture Task COM Yardage: N/A Freight Class: 250 Product Weight (lbs.): 33 Cubic Feet Per Carton: 13</p>	10" Pneumatic Ergonomic Features: C, D	9665-56	876	-	-	-	-	-	-	-	-	-	-	-	-
				OVERALL DIMENSIONS			SEAT DIMENSIONS			BACK DIMENSIONS					
				W	D	H	W	D	H	W	H				
		18	20	39	39	16	20.5-30.5	16.5	12.5-19						
		RTA 2													

DESCRIPTION	FEATURES	MODEL#	STANDARD FABRIC GRADES											
			1	2	3	4	5	6	7	8	9	10	11	12
 <p>Minotaur - Stool Operator COM Yardage: N/A Freight Class: 250 Product Weight (lbs.): 34 Cubic Feet Per Carton: 13</p>	5" Pneumatic Ergonomic Features: C, D, F, G	9666-56	868	-	-	-	-	-	-	-	-	-	-	-
		OVERALL DIMENSIONS W D H			SEAT DIMENSIONS W D H			BACK DIMENSIONS W H						
		18	20.5	18	18	17	15-20	16.5	12.5-19					
		RTA 2												
 <p>Minotaur - Stool Operator COM Yardage: N/A Freight Class: 250 Product Weight (lbs.): 35 Cubic Feet Per Carton: 13</p>	10" Pneumatic Ergonomic Features: C, D, F, G	9667-56	1006	-	-	-	-	-	-	-	-	-	-	
		OVERALL DIMENSIONS W D H			SEAT DIMENSIONS W D H			BACK DIMENSIONS W H						
		18	20.5	42	18	17	21-31	16.5	12.5-19					
		RTA 2												

ANTI-MICROBIAL - SEATING

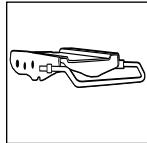


model 3212-62 (3N)

* Images shown are for illustration purposes only.



62 - Anti-Microbial
Upholstered chairs have vinyl and an integrated filter applied to the underside of the seat to prevent dust and other contaminants from entering the environment



Multi-Depth Mechanism
Standard on Granada models. Allows seat to move forward and backward over a 2" range with 5 locking positions to provide a more shallow or deeper seat.


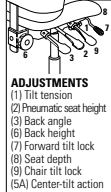

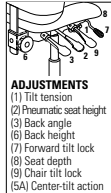

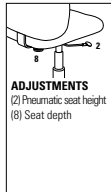
STANDARD FEATURES


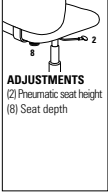

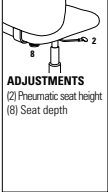

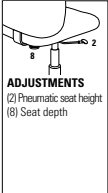

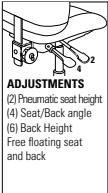

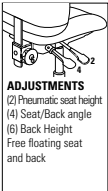
- *Anti-Microbial models have a chrome back upright and polished aluminum base.
- Granada models feature a molded seat and contoured back with enhanced lumbar support.
- Granada models are standard with adjustable height T-arms with curved urethane armcaps (3N) in Black Only.
- Chrome chip/corrosion/humidity resistant pneumatic lift cylinders and frames.
- Chairs have a 5" chrome pneumatic cylinder, stools have a 10" chrome pneumatic cylinder.
- All chairs and stools have chrome back uprights and frames.
- Clear protective back bumper (full surround) is standard on all models.
- Standard with a five-legged, polished aluminum base.
- C10R casters are standard.


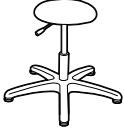
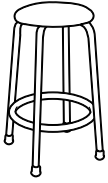

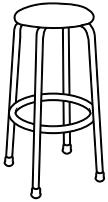

- All Bench Stools have chrome frames.
- Work Stools are shipped fully set-up.

OPTIONAL FEATURES

- See back of this section for additional arm or caster options.
- Optional casters may be priced higher than the standard casters for your chair and the difference will be charged. Lower priced optional casters will not be credited.
- All Anti-Microbial models are only available in grade 4 Generation Collection vinyls.

DESCRIPTION	FEATURES	MODEL#	STANDARD FABRIC GRADES												
			1	2	3	4	5	6	7	8	9	10	11	12	
 LB Multi-Tilter COM Yardage: 1.50 Freight Class: 150 Product Weight (lbs.): 54 Cubic Feet Per Carton: 13	 ADJUSTMENTS (1) Tilt tension (2) Pneumatic seat height (3) Back angle (6) Back height (7) Forward tilt lock (8) Seat depth (9) Chair tilt lock (5A) Center-tilt action	Granada Ergonomic Features: A, B, C, D, E, F, G, H, M, N, Q, S	3212-62	-	1438	-	-	-	-	-	-	-	-	-	-
			OVERALL DIMENSIONS			SEAT DIMENSIONS			BACK DIMENSIONS						
			W	D	H	W	D	H	W	H					
			25.5	24.	40	20.5	17-19.5	18-23	19	17.5-21.5					
			RTA 2												
 HB Multi-Tilter COM Yardage: 1.75 Freight Class: 250 Product Weight (lbs.): 57 Cubic Feet Per Carton: 14.75	 ADJUSTMENTS (1) Tilt tension (2) Pneumatic seat height (3) Back angle (6) Back height (7) Forward tilt lock (8) Seat depth (9) Chair tilt lock (5A) Center-tilt action	Granada Ergonomic Features: A, B, C, D, E, F, G, H, M, N, Q, S	3217-62	-	1479	-	-	-	-	-	-	-	-	-	-
			OVERALL DIMENSIONS			SEAT DIMENSIONS			BACK DIMENSIONS						
			W	D	H	W	D	H	W	H					
			25.5	24.5	43	20.5	17-19.5	18-23	19	21.5-25.5					
			RTA 2												
 LB Task - Armless COM Yardage: 1.50 Freight Class: 250 Product Weight (lbs.): 42 Cubic Feet Per Carton: 13	 ADJUSTMENTS (2) Pneumatic seat height (8) Seat depth	Granada Ergonomic Features: C, E, M, N	3254-62	-	1067	-	-	-	-	-	-	-	-	-	-
			OVERALL DIMENSIONS			SEAT DIMENSIONS			BACK DIMENSIONS						
			W	D	H	W	D	H	W	H					
			20.5	24	38	20.5	17.5-19	17-22	19	19					
			RTA 2												

DESCRIPTION	FEATURES	MODEL#	STANDARD FABRIC GRADES													
			1	2	3	4	5	6	7	8	9	10	11	12		
 LB Task - w/3N Arms COM Yardage: 1.50 Freight Class: 250 Product Weight (lbs.): 42 Cubic Feet Per Carton: 13	 ADJUSTMENTS (2) Pneumatic seat height (8) Seat depth	3255-62 - 1190 - - - - - - - - - - - -	OVERALL DIMENSIONS			SEAT DIMENSIONS			BACK DIMENSIONS							
			W	D	H	W	D	H	W	H						
			25.5	24	38	20.5	17.5-19	17-22	19	19						
											RTA 2					
 Stool Task - Armless COM Yardage: 1.50 Freight Class: 250 Product Weight (lbs.): 41 Cubic Feet Per Carton: 13	 ADJUSTMENTS (2) Pneumatic seat height (8) Seat depth	3256-62 - 1195 - - - - - - - - - - - -	OVERALL DIMENSIONS			SEAT DIMENSIONS			BACK DIMENSIONS							
			W	D	H	W	D	H	W	H						
			20.5	24	48	20.5	17.5-19	24-34	19	19						
											RTA 2					
 Stool Task - w/3N Arms COM Yardage: 1.50 Freight Class: 250 Product Weight (lbs.): 45 Cubic Feet Per Carton: 15.50	 ADJUSTMENTS (2) Pneumatic seat height (8) Seat depth	3257-62 - 1316 - - - - - - - - - - - -	OVERALL DIMENSIONS			SEAT DIMENSIONS			BACK DIMENSIONS							
			W	D	H	W	D	H	W	H						
			25.5	24	48	20.5	17.5-19	24-34	19	19						
											RTA 2					
 Stool Operator - Armless COM Yardage: 1.50 Freight Class: 250 Product Weight (lbs.): 48 Cubic Feet Per Carton: 13	 ADJUSTMENTS (2) Pneumatic seat height (4) Seat/Back angle (6) Back Height Free floating seat and back	3278-62 - 1389 - - - - - - - - - - - -	OVERALL DIMENSIONS			SEAT DIMENSIONS			BACK DIMENSIONS							
			W	D	H	W	D	H	W	H						
			20.5	23.5	48	20.5	17.5	24-34	19	17.5-21.5						
											RTA 2					
 Stool Operator - w/3N Arms COM Yardage: 1.50 Freight Class: 250 Product Weight (lbs.): 54 Cubic Feet Per Carton: 15.50	 ADJUSTMENTS (2) Pneumatic seat height (4) Seat/Back angle (6) Back Height Free floating seat and back	3288-62 - 1511 - - - - - - - - - - - -	OVERALL DIMENSIONS			SEAT DIMENSIONS			BACK DIMENSIONS							
			W	D	H	W	D	H	W	H						
			25.5	23.5	48	20.5	17.5	24-34	19	17.5-21.5						
											RTA 2					

DESCRIPTION	FEATURES	MODEL#	STANDARD FABRIC GRADES											
			1	2	3	4	5	6	7	8	9	10	11	12
 <p>Minotaur - Work Stool COM Yardage: 0.75 Freight Class: 300 Product Weight (lbs.): 14 Cubic Feet Per Carton: 9.75</p>	5" Pneumatic Ergonomic Features: C	9602-62	-	591	-	-	-	-	-	-	-	-	-	-
		OVERALL DIMENSIONS			SEAT DIMENSIONS			BACK DIMENSIONS						
		W	D	H	W	D	H	W	H					
		14	14	17.5	14	-	15-20	-	-					
			RTA 00											
 <p>Minotaur - Work Stool COM Yardage: 0.75 Freight Class: 300 Product Weight (lbs.): 16 Cubic Feet Per Carton: 13</p>	10" Pneumatic Ergonomic Features: C	9604-62	-	637	-	-	-	-	-	-	-	-	-	
		OVERALL DIMENSIONS			SEAT DIMENSIONS			BACK DIMENSIONS						
		W	D	H	W	D	H	W	H					
		14	14	26.5	14	-	21.5-31.5	-	-					
			RTA 00											
 <p>Minotaur - Heavy Duty Work Stool COM Yardage: 0.75 Freight Class: 250 Product Weight (lbs.): 17 Cubic Feet Per Carton: 5.50</p>		9624-62	-	627	-	-	-	-	-	-	-	-	-	
		OVERALL DIMENSIONS			SEAT DIMENSIONS			BACK DIMENSIONS						
		W	D	H	W	D	H	W	H					
		16	16	27.5	14	-	27.5	-	-					
			RTA 00 											
 <p>Minotaur - Heavy Duty Work Stool COM Yardage: 0.75 Freight Class: 250 Product Weight (lbs.): 19 Cubic Feet Per Carton: 5.50</p>		9632-62	-	648	-	-	-	-	-	-	-	-	-	
		OVERALL DIMENSIONS			SEAT DIMENSIONS			BACK DIMENSIONS						
		W	D	H	W	D	H	W	H					
		16	16	16	14	-	32.5	-	-					
			RTA 00 											

WIPE DOWN - SEATING



model 9632-64



model 9667-64



64 - Wipe Down
Furniture designed for dry food manufacturers, hospitals and forensic labs requiring regular and immediate clean up of dust, dirt or powder.




* Images shown are for illustration purposes only.


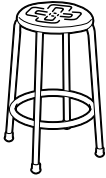

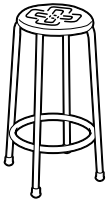


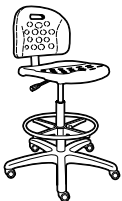
STANDARD FEATURES


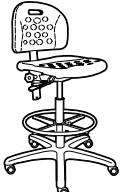

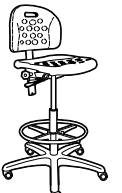
- *Wipe Down models have a black pneumatic cylinder.
- Minotaur Wipe Down models have comfortable Black, self-skinned polyurethane seats and backs.
- Chip/corrosion/humidity resistant pneumatic lift cylinders and frames.
- Stools have a 5" or 10" black pneumatic cylinder.
- All chairs have a chrome back upright.
- Standard with a five-legged, heavy duty molded base in Black.
- No arms are available for any work stools.
- All Bench Stools have chrome frames.
- Work Stools are shipped fully set-up.

OPTIONAL FEATURES

- Work stools are available with optional C5 casters at no charge. Please Specify.
- See back of this section for additional arm or caster options.
- Optional casters may be priced higher than the standard casters for your chair and the difference will be charged. Lower priced optional casters will not be credited

DESCRIPTION	FEATURES	MODEL#	STANDARD FABRIC GRADES													
			1	2	3	4	5	6	7	8	9	10	11	12		
 Minotaur - Work Stool COM Yardage: N/A Freight Class: 250 Product Weight (lbs.): 14 Cubic Feet Per Carton: 6.50	5" Pneumatic Ergonomic Features: C	9602-64	460	-	-	-	-	-	-	-	-	-	-	-		
		OVERALL DIMENSIONS			SEAT DIMENSIONS			BACK DIMENSIONS								
		W	D	H	W	D	H	W	H							
			14	14	17.5	14	-	15-20	-	-						
		RTA 00														
 Minotaur - Work Stool COM Yardage: N/A Freight Class: 250 Product Weight (lbs.): 16 Cubic Feet Per Carton: 6.50	10" Pneumatic Ergonomic Features: C	9604-64	508	-	-	-	-	-	-	-	-	-	-			
		OVERALL DIMENSIONS			SEAT DIMENSIONS			BACK DIMENSIONS								
		W	D	H	W	D	H	W	H							
			14	14	26.5	14	-	21.5-31.5	-	-						
		RTA 00														
 Minotaur - Work Stool COM Yardage: N/A Freight Class: 250 Product Weight (lbs.): 16 Cubic Feet Per Carton: 6.50	5" Pneumatic Ergonomic Features: C	9611-64	553	-	-	-	-	-	-	-	-	-	-			
		OVERALL DIMENSIONS			SEAT DIMENSIONS			BACK DIMENSIONS								
		W	D	H	W	D	H	W	H							
			14	14	24.5	14	-	15-20	-	-						
		RTA 00														

DESCRIPTION	FEATURES	MODEL#	STANDARD FABRIC GRADES													
			1	2	3	4	5	6	7	8	9	10	11	12		
 <p>Minotaur - Work Stool COM Yardage: N/A Freight Class: 250 Product Weight (lbs.): 18 Cubic Feet Per Carton: 8.25</p>	<p>10" Pneumatic</p> <p>Ergonomic Features: C</p>	9612-64	599	-	-	-	-	-	-	-	-	-	-	-		
			OVERALL DIMENSIONS			SEAT DIMENSIONS			BACK DIMENSIONS							
			W	D	H	W	D	H	W	H						
			14	14	31	14	-	21.5-31.5	-	-						
			RTA 00													
 <p>Minotaur - Heavy Duty Work Stool COM Yardage: N/A Freight Class: 250 Product Weight (lbs.): 17 Cubic Feet Per Carton: 5.50</p>		9624-64	460	-	-	-	-	-	-	-	-	-	-	-		
			OVERALL DIMENSIONS			SEAT DIMENSIONS			BACK DIMENSIONS							
			W	D	H	W	D	H	W	H						
			16	16	27.5	14	-	27.5	-	-						
			RTA 00 													
 <p>Minotaur - Heavy Duty Work Stool COM Yardage: N/A Freight Class: 250 Product Weight (lbs.): 19 Cubic Feet Per Carton: 5.50</p>		9632-64	480	-	-	-	-	-	-	-	-	-	-	-		
			OVERALL DIMENSIONS			SEAT DIMENSIONS			BACK DIMENSIONS							
			W	D	H	W	D	H	W	H						
			16	16	32.5	14	-	32.5	-	-						
			RTA 00 													
 <p>Minotaur - Work Stool Task COM Yardage: N/A Freight Class: 250 Product Weight (lbs.): 26 Cubic Feet Per Carton: 13</p>	<p>5" Pneumatic</p> <p>Ergonomic Features: C, E</p>	9662-64	646	-	-	-	-	-	-	-	-	-	-	-		
			OVERALL DIMENSIONS			SEAT DIMENSIONS			BACK DIMENSIONS							
			W	D	H	W	D	H	W	H						
			18	21	32	18	16.5-19	14-19	16.5	16						
			RTA 00													
 <p>Minotaur - Work Stool Task COM Yardage: N/A Freight Class: 250 Product Weight (lbs.): 33 Cubic Feet Per Carton: 13</p>	<p>10" Pneumatic</p> <p>Ergonomic Features: C, E</p>	9663-64	784	-	-	-	-	-	-	-	-	-	-	-		
			OVERALL DIMENSIONS			SEAT DIMENSIONS			BACK DIMENSIONS							
			W	D	H	W	D	H	W	H						
			18	20.5	42	18	16.5-19	14-19	16.5	16.5						
			RTA 00													

DESCRIPTION	FEATURES	MODEL#	STANDARD FABRIC GRADES												
			1	2	3	4	5	6	7	8	9	10	11	12	
 Minotaur - Stool Posture Task COM Yardage: N/A Freight Class: 250 Product Weight (lbs.): 30 Cubic Feet Per Carton: 13	5" Pneumatic Ergonomic Features: C, D	9664-64	737	-	-	-	-	-	-	-	-	-	-	-	
		OVERALL DIMENSIONS			SEAT DIMENSIONS			BACK DIMENSIONS							
		W	D	H	W	D	H	W	H						
		18	20	31	18	16	14-19	16.5	12.5-19						
				RTA 2											
 Minotaur - Stool Posture Task COM Yardage: N/A Freight Class: 250 Product Weight (lbs.): 33 Cubic Feet Per Carton: 13	10" Pneumatic Ergonomic Features: C, D	9665-64	876	-	-	-	-	-	-	-	-	-	-		
		OVERALL DIMENSIONS			SEAT DIMENSIONS			BACK DIMENSIONS							
		W	D	H	W	D	H	W	H						
		18	20	39	39	16	20.5-30.5	16.5	12.5-19						
				RTA 2											
 Minotaur - Stool Operator COM Yardage: N/A Freight Class: 250 Product Weight (lbs.): 34 Cubic Feet Per Carton: 13	5" Pneumatic Ergonomic Features: C, D, F, G	9666-64	868	-	-	-	-	-	-	-	-	-	-		
		OVERALL DIMENSIONS			SEAT DIMENSIONS			BACK DIMENSIONS							
		W	D	H	W	D	H	W	H						
		18	20.5	32	18	17	15-20	16.5	12.5-19						
				RTA 2											
 Minotaur - Stool Operator COM Yardage: N/A Freight Class: 250 Product Weight (lbs.): 35 Cubic Feet Per Carton: 13	10" Pneumatic Ergonomic Features: C, D, F, G	9667-64	1006	-	-	-	-	-	-	-	-	-	-		
		OVERALL DIMENSIONS			SEAT DIMENSIONS			BACK DIMENSIONS							
		W	D	H	W	D	H	W	H						
		18	20.5	42	18	17	21-31	16.5	12.5-19						
				RTA 2											

ACADEMIC REPLACEMENT ARMS

(For Task Seating Models ONLY)
 Arms other than those provided as standard on your chair.
 Refer to chart below for availability by series and associated upcharge (if any).

	STD	AL	F	O	OJ	TD	ZH	3N	4J	4M	4T	GL	9B	9S
GOAL	3N	NR	NR	33	82	33	NR	STD	108	59	59	NR	154	NR
GRANADA	3N	59	154	33	82	33	0	STD	108	59	59	57	154	82
OBUSFORME	TD	0	95	0	49	STD	0	0	49	0	0	0	95	23
YORKDALE	3N	59	154	33	82	33	0	STD	108	59	57	59	154	82

INDUSTRIAL REPLACEMENT ARMS

Optional arms for INDUSTRIAL and ESD seating ONLY.

 3N	Industrial Seating Series	Options	*Replacement Arm Price	**Optionl Arm Price
	Adjustable height T-arm, Curved	urethane	STD	167
 2Z	Industrial Seating Series	Options	*Replacement Arm Price	**Optionl Arm Price
	Fixed height T-arm, Kidney Shaped	upholstered	STD (ESD Models)	80

Notes:

* Use this column to select another arm other than the one provided on your chair.

** Use this column to select arms for a chair that doesn't come with arms.



C5	Large Ball Caster	Chrome Hood/ Black Ball	Hard Floor	1 each	13
----	-------------------	----------------------------	------------	--------	-----------

Available as a substitute for C56 glides on WipeDown Work stools at no charge.



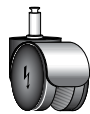
C7R	Slipper Glide		All surface except ESD	1 each	15
-----	---------------	--	---------------------------	--------	-----------

Standard on Industrial, Anti-Microbial and wip Down Minotaur Work stools.



C10R	Integrated Dual Wheel Rubber Coated Caster	Black	Vinyl, Marble, Hardwood Floor	1 each	26
------	---	-------	----------------------------------	--------	-----------

Standard on Industrial , Clean Room #1000 and Wipe Down Minotaur stools and Clean Room #1000 and Anti-Microbial Granada models.



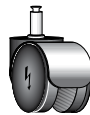
C38R	Non-Braking, Dual Wheel, Caster w/ESD	Die Cast Zinc Chrome Plated Hood Wheels - First Grade Polyamide w/ Soft polyurethane tread.	Hard Floor Surfaces	1 each	38
------	--	---	---------------------	--------	-----------

Standard on ESD chairs and stools.



C39R	Dual Wheel, Hard Floor Safety Caster w/Interval Brake	Galvanized Steel Axle w/Chrome Plated Hood Zinc die cast frame)	Hard Floor Surfaces	1 each	36
------	---	--	---------------------	--------	-----------

Standard on Industrial chairs and stools. Weight activated release brake helps to prevent chair from moving when not in use.



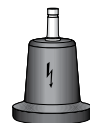
C40	Dual Wheel Safety Caster w/ESD, Interval Brake	Galvanized Steel Axle w/Chrome Plated Hood (Zinc die cast frame)	Carpeted Surfaces	1 each	36
-----	--	---	-------------------	--------	-----------

Available as a substitute on ESD chairs and stools Only. Weight activated release brake helps to prevent chair from moving when not in use.



C40R	Dual Wheel, Hard Floor Safety Caster w/ESD, Interval Brake	Galvanized Steel Axle w/Chrome Plated Hood (Zinc die cast frame)	Tiled Surfaces	1 each	40
------	--	---	----------------	--------	-----------

Available as a substitute on ESD chairs and stools Only. Weight activated release brake helps to prevent chair from moving when not in use.



C42	High Profile Steel Glide w/ESD w/Impact Resistant Polymer Glide	Steel Stem and Shell (Zinc plated steel stem)	All Surfaces	1 each	15
-----	--	--	--------------	--------	-----------

Standard on Minotaur Heavy Duty Bench stools and Work stools with ESD



C65R	2" Dual Wheel Rubber Coated Caster	Black	All surfaces except ESD	1 each	20
------	---------------------------------------	-------	----------------------------	--------	-----------

Standard on Clean Room #1000 Minotaur work stools.

INDUSTRIAL CASTERS NOTES:

- Prices listed for Industrial Casters are upcharges when substituted on Industrial chair orders.
- Industrial Casters are Not suitable for use on standard Global seating products.
- All casters are Not appropriate for all flooring surfaces. Please consult with your Sales Representative or Global Customer Service Representative for special situations that can be verified with the caster manufacturer. Alternate casters, if needed, may require an upcharge.

PLEASE SPECIFY ALL SUBSTITUTIONS AND OPTIONS.

TEXTILES & FINISHES

Textile Price Grades - Global Textiles

Grade 1	Drama, Hudson, Jenny, Mock Leather, Pebbles, Quilt, Sprinkle, Station, Terrace, Urban, Waterfall
Grade 2	Allante, Couture, Crescent, Cumulus, Imprint, Match, Oxygen, Quantum, Renewal, Replay, Silhouette
Grade 3	Non standard GLOBAL textiles
Grade 4	Non standard GLOBAL textiles
Grade 5	Leather/Mock Leather combination
Grade 6	Non standard GLOBAL textiles
Grade 7	Non standard GLOBAL textiles
Grade 8	Genuine Leather, Non standard GLOBAL textiles
Grade 9	Non standard GLOBAL textiles
Grade 11	Non standard GLOBAL textiles
Grade 10	Non standard GLOBAL textiles
Grade 12	Non standard GLOBAL textiles

Please refer to individual seating series for availability of a particular textile.

The charts above do not include Textiles offered by Alliance Partners: Arc-Com Fabrics, CF Stinson, Designtex, Knoll Textiles, Green Hides, LDI, Luum Textiles, Maharam, Mayer Fabrics, Momentum, and Ultrafabrics.

Blend Seating Textiles

The grid below outlines the grade structure for using multiple textiles on select seating series. Blended textiles occur when one textile is chosen for one part of the chair and a different textile is selected for another part of the chair, resulting in a revised blended grade. For opportunities regarding more than two different textiles, please contact Global CustomerCare for approval process and grading.

FIRST TEXTILE SELECTED

		1	2	3	4	5	6	7	8	9	10	11	12	13	14	15	16	17	18	
SECOND TEXTILE SELECTED	1	1																		
	2	2	2																	
	3	3	3	3																
	4	3	4	4	4															
	5	4	4	5	5	5														
	6	5	5	5	6	6	6													
	7	5	6	6	6	7	7	7												
	8	6	6	7	7	7	8	8	8											
	9	7	7	7	8	8	8	9	9	9										
	10	8	8	8	8	9	9	9	10	10	10									
	11	9	9	9	9	9	10	10	10	10	11	11	11							
	12	10	10	10	10	10	10	11	11	11	11	12	12	12						
	13	11	11	11	11	11	11	12	12	12	12	12	13	13	13					
	14	11	12	12	12	12	12	12	13	13	13	13	14	14	14					
	15	12	12	13	13	13	13	13	13	14	14	14	14	15	15	15				
	16	13	13	13	14	14	14	14	14	14	15	15	15	15	16	16	16			
	17	14	14	14	14	15	15	15	15	15	15	16	16	16	16	17	17	17		
	18	15	15	15	15	15	16	16	16	16	16	16	17	17	17	17	18	18	18	

Textile and Color Listings

Grade 1

Drama 65% Olefin / 35% Polyester

D801 Grey	D802 Dusk	D803 Navy Blue	D804 Black	D805 Burgundy	D806 Sage	D807 Beige
D808 Denim Blue	D809 Wheat	D810 Tan				

Hudson 100% Post-Consumer Recycled Polyester

HD02 Cordovan	HD03 Ruby	HD04 Orange	HD05 Wheat	HD06 Meadow	HD07 Coffee	HD08 Grey
HD09 Mocha	HD10 Thyme	HD11 Carbon	HD12 Midnight	HD13 Ocean	HD14 Cerulean	

Jenny 100% Polyester

JN01 Midnite	JN02 Ebony	JN03 Slate	JN04 Russet	JN05 Canyon	JN06 Teal	JN07 Vermilion
JN08 Admiral	JN09 Spruce	JN11 Charcoal				

Mock Leather 100% Polyvinyl Chloride

550 Black	559 Chamois	570 Surf	571 Latte	572 Melon	573 Delta	576 Jade
574 Bronze	575 Rouge	577 Graphite	578 Chaps	579 Cabernet	591 Alpine	

Pebbles 100% Polypropylene

PB01 Clay	PB02 Fawn	PB03 Sea Side	PB04 Stone	PB05 Marine	PB06 Atrium	PB07 Rhapsody
PB08 Ocean	PB09 Asphalt					

Quilt 100% Polyester

QL10 Black	QL11 Charcoal Grey	QL12 Violet	QL13 Poppy	QL14 Navy	QL15 Marine	QL16 Wine
QL17 Mint	QL18 Forrest	QL19 Silver				

Sprinkle 68% Olefin / 32% Polyester

S101 Cabernet	S102 Plum	S103 Barley	S104 Copper	S106 Sapphire	S107 Jade	S108 Stone
S109 Cobalt	S110 Black	S111 Graphite				

Station 61% Recycled Polyester / 39% Polypropylene

SN81 Green Olive	SN82 Sterling Silver	SN83 New Silver	SN84 Wheat	SN85 Sand	SN86 Sapphire	SN87 Tomato
SN88 Copper	SN89 Marine	SN90 Night Time	SN91 Charcoal	SN92 Taupe	SN93 Milk Chocolate	

Terrace 70% Virgin Polyester / 30% Post-Consumer Recycled Polyester

TC60 Lotus	TC61 Tigerlily	TC62 Shadow	TC63 Cobble	TC64 Cherry Blossom	TC65 Bluebell	TC66 Apple
TC67 Haze	TC68 Cerise	TC69 Twilight	TC70 Wintergreen	TC71 Ironwork	TC72 Pine Cone	TC73 Flirt
TC74 Echo						

Urban 62% Recycled Polyester / 32% Polyester

UR10 Red Rose	UR11 Ocean Blue	UR12 Blue Bayou	UR13 Green Grass	UR14 Sandcastle	UR15 Beach Day	UR16 Boardwalk
UR17 Earth	UR18 Brown Ridge	UR19 White Sand	UR20 Granite Rock	UR21 Gravel Road	UR22 Black Coal	

Waterfall 60% Virgin Polyester / 40% Post-Consumer Recycled Polyester

WA40 Trance	WA41 Tryst	WA42 Splash	WA43 Victoria	WA44 Imagine	WA45 Sky	WA46 Rainforest
WA47 Rumble	WA48 Prism	WA49 Tranquility	WA50 Grand	WA51 Rushing	WA52 Magestic	WA53 Pacific
WA54 Dance						

Grade 2

Crescent 100% Nylon with Teflon Designed to color coordinate with Renewal and Quantum fabrics.

700 Cocoa	701 Pear	702 Silver	703 Oatmeal	704 Lemon	705 Flame	706 Stem
709 Ruby	789 Raven	790 Cobalt Blue	792 Cinder Grey	799 Pine	800 Arctic	

Cumulus 60% Recycled Polyester / 40% Rayon with Teflon Designed to color coordinate with Oxygen and Silhouette fabrics.

CU80 Cinnamon	CU81 Sepia	CU82 Ginger	CU83 Steamboat	CU84 Coffee	CU85 Flora	CU86 Raven
CU87 Cyan	CU88 Foliage	CU89 Port				

*To be discontinued December 31, 2017

Imprint 100% Post-Consumer Polyester

IM70 Almond	IM71 Cork	IM72 Sand	IM73 Currie	IM74 Candy Apple	IM75 Ocean	IM76 Navy
IM78 Celery	IM77 Green Tea	IM79 Oregano	IM80 Walnut	IM81 Paprika	IM82 Graphite	IM83 Slate
IM84 Licorice						

Match 100% Recycled Polyester

MT20 Desert	MT21 Sand	MT22 Moss	MT23 Orange	MT24 Sunset	MT25 Blue	MT26 Wave
MT27 Green	MT28 Chocolate	MT29 Burgundy	MT30 Grey	MT31 Quarry	MT32 Black	MT33 Arctic

TEXTILES & FINISHES

Grade 2 (continued)

Oxygen 60% Recycled Polyester / 40% Rayon with Teflon Designed to color coordinate with Cumulus and Silhouette fabrics.

OX01 Cabernet	OX02 Lime	OX03 Verde	OX04 Navy	OX05 Royal	OX06 Chestnut	OX07 Wine
OX08 Nutmeg	OX09 Sable	OX10 Nero				

*To be discontinued December 31, 2017

Quantum 60% Recycled Polyester / 40% Rayon with Teflon Designed to color coordinate with Crescent and Renewal fabrics.

QU20 Cinder	QU21 Copper	QU22 Carmel	QU23 Cantaloupe	QU24 Paprika	QU25 Blue Haven	QU26 Forest
QU27 Raspberry	QU28 Azure	QU29 Marbles				

*To be discontinued December 31, 2017

Renewal 70% Nylon / 30% Recycled Polyester with Teflon Designed to color coordinate with Crescent and Quantum fabrics.

RN30 Pewter	RN31 Cork	RN32 Cherry Fields	RN33 Volcanic Ash	RN34 Thunderstorm	RN36 Blue Grass	RN38 Leaf
RN39 Melon	RN40 Blueberry	RN41 Blue Bayou	RN44 Tomato	RN45 Amethyst	RN47 Ochre	

Replay 100% Post-Consumer Recycled Polyester

RP20 Taupe	RP21 Caramel	RP22 Paprika	RP23 Wine	RP24 Ocean	RP25 Navy	RP26 Pistachio
RP27 Moss	RP28 Turquoise	RP29 Teal	RP30 Autumn	RP31 Dark Chocolate	RP32 Slate	RP33 Dove
RP34 Coal						

Silhouette 100% Nylon with Teflon Designed to color coordinate with Cumulus and Oxygen fabrics.

SL20 Asphalt	SL21 Acorn	SL22 Indigo	SL23 Shiraz	SL24 Verdant	SL25 Bronze	SL26 Camel
SL27 Jade	SL28 Sienna	SL30 Charcoal	SL32 Claret	SL35 Hunter	SL36 Sapphire	

Grade 2 (Vinyl) For availability of chair series in Vinyl, please contact a Global Sales Representative.

Allante 100% Vinyl Face / 100% Polyester Backing

A01E Cadet	A02E Light Neutral	A03E Charcoal	A11E Regimental Blue	A13E Galaxy	A17E Burgundy	A18E Wine
A19E Nu-Red	A21E Elephant	A22E Cinnamon	A23E Beach Wood	A24E Teak	A25E Light Sand	A26E Cream
A27E Medium Beige	A29E Light Sandlewood	A31E Light Parchment	A32E Sea Oyster	A33E Espresso	A35E Medium Neutral	A36E Nu-Antelope
A38E Dark Pewter	A40E Nu-Shale	A41E Grey	A42E Bisque	A43E Black	A44E Ash	A45E Medium Grey
A46E Pearl Grey	A48E White	A49E Tundra	A50E Harvest	A51E Magnolia	A52E River Blue	A53E Meadow
A54E Hideaway	A55E Sea Cruise	A56E Reef	A57E Parrot	A58E Khaki	A59E Tumbleweed	A60E Cayenne
A61E Butterscotch	A62E Twine	A63E Mango				

Grade 2 (Recycled)

Couture 100% Post-Consumer Polyester

CE70 Champagne	CE71 Mocha	CE72 Pecan	CE73 Raspberry	CE74 Sapphire	CE75 Neptune	CE76 Lake
CE77 Willow	CE78 Sassy	CE79 Fudge	CE80 Persimmon	CE81 Carbon	CE82 Sterling	CE83 Peat

Grade 5

Genuine Leather/Mock Leather combinations 100% Leather / 100% Polyvinyl Chloride

450/550 Black	459/559 Chamois	470/570 Surf	471/571 Latte	472/572 Melon	473/573 Delta	474/574 Bronze
475/575 Rouge	476/576 Jade	477/577 Graphite	478/578 Chaps	479/579 Cabernet	491/591 Alpine	

Grade 8

Genuine Leather 100% Leather

450 Black	459 Chamois	470 Surf	471 Latte	472 Melon	473 Delta	474 Bronze
475 Rouge	476 Jade	477 Graphite	478 Chaps	479 Cabernet	491 Alpine	

Panel Fabrics

Grade 1

Agate II 100% Polypropylene

AG21 Bamboo AG22 Linen AG24 Slate AG25 Grey AG27 Mauve

Grade 2

Lola 100% Polyester Designed to color coordinate with Brinx and Mariposa panel fabrics.

LL11 Medium Taupe LL12 Caramel Cream LL13 Straw LL14 Blue Mist LL15 Zucchini LL16 Natural LL17 Cafe Au Lait
 LL18 Mortar LL19 Black

Grade 3

Accent 100% Polyester *Fabric Grades are different when used on eO+ and GPS II panels. Please refer to 2017 Desking list price book for details.*

GC31 Sand Dune GC32 Limestone GC33 Silver Mint GC34 Skyway GC35 Warm Beige GC36 Mid-Grey GC37 Green Olive
 GC38 Cloud Blue GC39 Desert Cactus GC40 Cinder Block GC41 Sage Brush GC42 Brickworks

Brinx 100% Polyester Designed to color coordinate with Lola and Mariposa panel fabrics.

BX01 Taupe BX02 Caramel BX03 Green Apple BX04 Brick BX05 Blue Steel BX06 Bisque BX07 Hot Chocolate
 BX08 Golden

Mariposa 100% Polyester Designed to color coordinate with Lola and Brinx panel fabrics.

MA41 Mocha MA42 Blue Ocean MA43 Claypot MA44 Champagne MA45 Granny Smith MA46 Butterscotch MA47 Mixed Taupe
 MA48 Wheat

Finishes

Seating Finishes - Metal: *Please consult each Seating Series for finish availability.*

Black (BK) Charcoal Grey (CHR) Chorme (CH) Fog (FG) Polished Aluminum (ALU) Tungsten (TUN)

Seating Finishes - Plastic (*Duet, Popcorn, and Sonic*)

Asphalt Night (BLK) Caribbean Surf (CRS) Coffee Bean (CFB) Daffodil Day (DFD) Ivory Clouds (IVC) Latte Beige (LAB) Lip Smacker (LPS)
 Platinum (PLT) Sea Glass (SEG) Tiger Orange (TIO)

Seating Finishes - Wood *Seating finishes will not necessarily match Casegoods finishes. This is due to the fact that Seating and Casegoods finishes use different wood species and are manufactured at multiple locations.*

Absolute (AAM) Black (BKM) Cherry (ACM) Espresso Cafe (ECM) English Oak (EOM) Fruitwood (TFM) Gray (HGM)
 Honey (AHM) Mahogany (TMM) Maple (AVM) Medium Walnut (MWM) Night (ASM) Shaker Cherry (SKM) Walnut (TWM)
 WC Cream (WTM) White (WHM) Winter Cherry (WCM)

Desks, Workstations, Tables and Accessories - Laminate

Absolute Acajou (ACJ) Asian Night (ASN) Avant Cherry (AWC) Avant Honey (AWH) Black (BLK) Brushed Cobalt (BRC) Constellation Java (CSJ)
 Dark Espresso (DES) Grey (GRY) Hayden Grey (HGT) Quartered Mahogany (QTM) Shaker Cherry (SKC) Storm Grey (SOG) Tiger Fruitwood (TFW)
 Tiger Mahogany (TMA)* Tiger Maple (TMP) Tiger Walnut (TWL) White (WHT)* White Chocolate (WHC) Willow Grey (WGY) Winter Cherry (WCR)

*To be discontinued November 1, 2017

Desks, Workstations, Tables and Accessories - Veneer Wood

Almond Cherry (AMW) Caramel Bamboo (BAMC) Cocoa Walnut (CAW) Coral (CRW) Dark Cherry (DCW) Espresso Walnut (EWW) Evening Oak (EVW)
 Grey on Oak (GRW) Hazelnut (HAW) Honey Maple (SMW) Java (JAW) Latte Walnut (LTW) Milestone (MTW) Mocha (MCW)
 Natural Maple (MPW) Red Cherry (RCW) Vintage Cherry (VNW) Walnut (WLW) Warm Cherry (WCW) White Maple (WMW)

File Finishes - Standard

Black (BLK) Business Grey (BGR) Charcoal Grey (CGR) Desert Putty (DPT) Grey (GRY) Light Grey (LGR) Nevada (NEV)
 Storm Grey (SGR) Tahiti Sand (TSA)

File Finishes - Premium

Bone (F29) Claret (F09) Cloud (F23) Designer White (DWT) Ice (F33) Ivory (F30) Metro (F07)
 Moss (F05) Navy (F19) Oyster (F35) Stone (F32) Tungsten 2 (TU2) Willow (F28)

File Finishes - Textured

Black Coffee (U04) Dark Chocolate (T19) Cappuccino (T20) Mocha (J52) Vanilla (J23)

C.O.M. AUTHORIZATION FORM

CUSTOMER INFORMATION

To be completed by the dealer/design firm. Use one form per textile. Incomplete information may delay or prevent approval.

A+D/Dealer/Company Name:			Contact:		
Billing Address:			Phone:		
City:	State:	Zip:	Fax:		
End-User/Project Name:			End-User/Project Registered? YES NO If YES, The Global Quote#:		
Local Global Distribution Center:			Date:		

TEXTILE APPLICATION INFORMATION

SEATING MODEL NUMBER	QUANTITY	SPECIAL INSTRUCTIONS

Textile Name (Series/Style #):

Textile Color Name and Description:

Country of Origin:

Mill or Manufacturer's Name:

Textile Content (% Cotton, % Poly, % Wool, etc.):

Textile Width:

Pattern Repeat: VERTICAL HORIZONTAL

Rail Routed? YES NO

TEXTILE DIRECTION



STAPLE FABRIC TO THIS FORM IN THE DIRECTION IN WHICH THE FABRIC IS TO BE UPHOLSTERED WITH THE TOP OF THIS PAGE BEING THE SAME AS THE TOP OF THE CHAIR.

NEW TEXTILE

Attached textile sample
(Minimum 5"x 5" Max 12"x 12")
In correct DIRECTION and SIDE.

PREVIOUSLY APPROVED TEXTILE

email complete form to:
comrequest@globalgovernmentusa.com

MAIL FORM AND TEXTILE SAMPLE ONLY TO:

GLOBAL - COM Department
17 West Stow Road
Marlton, NJ 08053 | 856.596.3390

Please contact your local GLOBAL Distribution Center for status of all COM requests. When textile is approved and an authorization number issued, a set of shipping instructions will be faxed or e-mailed to you.

Approved textiles are to be shipped to the address that will be included with instructions. Do not ship textiles to the address on this form. Dealer is responsible for the shipping expenses. Brokerage fees will be paid for by Global. However, duties imposed by North American Governments related to textile materials, content and Country of Origin, additional fees may apply and will be billed separately.

Please Note: C.O.M Textiles may not be shipped without shipping documents. GLOBAL is not responsible for any material shipped without the authorization number.

Please be advised that Global has phased out the use of textiles that contain certain Phthalates, including but not limited to: DEHP (di (2-ethylhexyl) phthalate), DBP (di-n-butyl phthalate), BBP (butyl benzyl phthalate) and DINP (di-isononyl phthalate) (collectively the "Listed Chemicals"). The Listed Chemicals are used in certain types of vinyls. Global cannot accept orders for textiles that contain the Listed Chemicals, if such orders are to be shipped to the U.S.A. or are intended for customer in the U.S.A. If you are not sure if the C.O.M you have selected contains the Listed Chemicals, please contact the manufacturer or supplier of the fabric to verify.

GLOBAL AUTHORIZATION FORM (TO BE COMPLETED BY GLOBAL)

CAN#:

TEXTILE YARDAGE (REQUIRED FOR THE ORDER):

GU CODE:

SIGNATURE: _____

PRINT NAME: _____

DATE: _____

LIFETIME WARRANTY

Global will repair or replace, at Global's option, as the sole remedy for any defect covered by the warranty. The warranty applies to products manufactured after January 1, 2011.

General Commercial Seating

Global's warranty for general commercial seating covers all chair components including pneumatic cylinders, bases, casters, glides, frames, arms, plastic seats, backs and other structural components.

Exceptions to the warranty for general commercial seating are as follows:

- Foam, textiles (as sampled on Global branded and textile program cards), mesh material and electrical devices, are warranted for five (5) Years
- Control mechanisms are warranted for twelve (12) Years

The warranty applies to single shift, standard commercial usage, defined as a standard eight (8) hour day, forty (40) hour week for users weighing up to 300 pounds. ObusForme Comfort XL falls under the General Commercial Seating Warranty with the exception the weight rating is for users up to 400 pounds.

Heavy Duty Seating

Global offers products designed for multiple shift applications (24 hours a day / 7 days a week) and larger individuals weighing up to 350 and/or 500 pounds (depending on series and/or model). Global warrants these products for twelve (12) years to the original purchaser. All components (including control mechanisms, pneumatic cylinders, bases, casters, glides, frames, arms, plastic seats/backs, etc.) are covered for 24/7 applications under the warranty. The exceptions are foam and textiles, which are covered for five (5) years. Textiles on these products must exceed 100,000 double rubs for the textile portion of the warranty to apply. Heavy Duty product series that apply under this warranty currently include: Concord Executive 24 hour, Dexter/Dexter+, Granada TS, Granada Deluxe TS, Malaga TS, Mallorca TS, Maxima II, ObusForme Comfort TS, Robust, Saxon, Stamina+, Truform TS, Vion TS and Yorkdale TS.

Light Use Seating

Global offers light use seating that is warranted for ten (10) years for the original purchaser. The warranty covers all components (frames, glides, and arms). The foam/textiles are warranted for five (5) years. The warranty on these light use series is for an eight (8) hour day, forty (40) hour week for users up to 200 pounds. Light use product series that apply under this warranty currently consists of Key series.

Textiles

Global warrants Global branded textiles and Alliance Partner carded textile programs inclusive of fabrics, vinyls and leather products for five (5) years. Alliance Partner carded textile programs are currently with Arc-Com Fabrics, CF Stinson, Designtex, Knoll Textiles, Green Hides, LDI, Luum Textiles, Maharam, Mayer Fabrics, Momentum, and Ultrafabrics. Global does not warrant COM (Customer Own Materials) or graded-in materials (non-carded) and purchased by Global for a customer. For graded-in or COM products, please contact the textile supplier for performance information and warranty details.

Seating Warranty Summary

Seating Type	Components Warranty For Original Purchaser	Use Time For Warranty Coverage	Exceptions
General Commercial Seating	Lifetime	8 Hours/5 Days Per Week	Foam/Textiles/Mesh/Electrical Devices - 5 Years Control Mechanisms - 12 Years
Heavy Duty Seating	12 Years	24 Hours/7 Days Per Week	Foam/Textiles - 5 Years
Light Use Seating	10 Years	8 Hours/5 Days Per Week	Foam/Textiles - 5 Years

Files, Desks, Modular Furniture, Tables, Panels & Accessories

Global warrants all components of metal storage and filing, laminate and wood veneer desks, laminate and wood veneer tables, metal leg components and panels for the lifetime of the product to the original purchaser.

Exceptions to the warranty for Files/Desks/Tables and Panels are as follows:

- Electrical devices, panel and tackboard textiles, adjustable keyboard mechanisms/lecterns/coat trees and task lights – five (5) Years
- Folding tables (laminate and Lite Lift II models) – one (1) Year

Files, Desks, Modular Furniture, Tables, Panels & Accessories Warranty Summary

Product Type	Components Warranty For Original Purchaser	Exceptions
Metal Storage and Filing	Lifetime	None
Laminate/Wood Veneer Desks and Modular Furniture	Lifetime	Tackboard Textiles , Electrical Devices,Task Lights - 5 Years
Productivity Solutions - Foli Height Adjustable Tables	Lifetime	Steel components - 10 Years, Moving components - 5 Years, All electrical components - 2 Years
Boardroom, Conference and Training Tables	Lifetime	Electrical Devices - 5 Years
Panels	Lifetime	Panel Textiles, Electrical Devices, Task Lights - 5 Years
Coat Racks and Lecterns	5 Years	None
Folding Tables (Laminate & Molded)	1 Year	None

Global's Warranty does not apply (for any product category) to the following:

- Failures due to wear and tear
- Failures which result from negligence, abuse, accident or misuse
- Failure to apply, install or maintain products according to Global's written instructions and warnings
- Modifications, attachments or repair methods not approved by Global
- Damage caused by a carrier in transit, or delivery/installation contractors
- The matching of colors, grains or textures (wood, leather, etc.) of natural materials and color matching of textiles
- Products exposed to extreme hot or cold temperatures or excessively dry or humid environments
- Colorfastness or the matching of color of textiles
- Damage by markings or staining; damage by sharp objects or imprinting from instruments
- Damage to textiles or laminate and wood surfaces/edges from exposure to sunlight (including UV rays)
- Products used for rental purposes

Global's warranty does not cover the costs of transportation or labor. Repair or replacement will be at Global's option.

Global makes no warranty that any of its products are suitable for any particular purpose and makes no other warranties, express or implied, other than those set out here. As codes and standards vary from one jurisdiction to another, references to compliance are solely for convenience and without any representation as to accuracy or suitability. Users must verify the suitability of such information or product for their specific application. In no event shall Global be liable in either tort or contract for any loss or direct, special, incidental, consequential, or exemplary damages.

Global's warranty applies to products sold within the United States of America, Mexico, the Commonwealth of Puerto Rico and Canada.